

gesis

Leibniz-Institut
für Sozialwissenschaften

GESIS Panel Wave Report

Wave eb

*Katharina Schmidt, Ines Schaurer, David Bretschi
& Kai Weyandt*

15 August 2017

Content

Part I: About the GESIS Panel.....	4
1. General Overview	4
2. Data Collection Waves.....	4
2.1 Data Collection.....	4
2.2 Waves	5
3. Access to Data and Documentation	6
4. Bibliographic Citation and Notification of Publications.....	7
4.1 Bibliographic Citation.....	7
4.2 Notification of Publications	7
5. GESIS Panel Team.....	8
5.1 Core Team Members.....	8
5.2 Quality Assurance Board Members	8
6. Acknowledgements.....	8
Part II: Wave eb (April 2017/ May 2017).....	9
1. Wave Preparation.....	9
1.1 Responsible GESIS Panel Team Members.....	9
1.2 Methodological Considerations	9
1.3 Studies.....	9
1.4 Questionnaire Composition	10
2. Fielding and Outcome Rates.....	10
2.1 Fielding Phase.....	10
2.2 Outcome Rates	11
3. Post-Processing.....	13
3.1 Data Cleaning and Quality Control.....	13
3.2 Handling of Ambiguous Cases in the Paper Questionnaire	13
3.3 Variables that are generated in the Process of Data Cleaning	14
3.4 Paradata	14
3.5 Disclosure of Variables	14
Appendix	16
I. Field Phase	16
II. Outcome and Response Metrics.....	18
III. Documents.....	22
a. Invitation Letter for Offline Participants sent by Mail.....	22

b. Invitation Letter for Online Participants sent by Mail	24
c. Invitation E-Mail	26
d. First E-Mail Reminder	27
e. Second E-Mail Reminder.....	28
Bibliography.....	29

Part I: About the GESIS Panel

1. General Overview

The GESIS Panel provides a probability-based Omnibus Access Panel infrastructure located at GESIS Leibniz Institute for the Social Sciences in Mannheim, Germany. The project offers the social science community a unique opportunity to collect survey data from a representative sample of the German population free of charge.

The sample encompasses the German speaking population aged between 18 and 70 years (at the time of recruitment) and permanently residing in Germany. Fully operational from the beginning of 2014 the GESIS Panel includes over 4800 panelists.

The omnibus survey waves take place on a bi-monthly basis, each taking about 20 minutes and split up into two self-administered survey modes (online, offline). 62% of the panelists participate online (Web-based surveys), 38% of the panelists attend the surveys by mail.

Each survey wave consists of two major parts: About 15 minutes of survey time is reserved for the submitted studies. Fielded external studies have undergone a peer-review process. The second part of each survey wave (about five minutes of interviewing time) is reserved for longitudinal core study topics developed by GESIS.

One aim of the GESIS Panel Longitudinal Core Study is to measure frequently demanded characteristics beyond demographics, such as personality and human values, political behavior and orientations, well-being and quality-of-life, environmental attitudes and behavior, and information/communication technology usage. Moreover, a second aim of the GESIS Panel Longitudinal Core Study is to assess and to control for data quality (i.e., different sources of survey error) by measuring concepts such as survey participation evaluations, survey mode habits and preferences, and by including selected items from other benchmark surveys (e.g., German micro-census, ESS, ALLBUS, ISSP).

2. Data Collection Waves

2.1 Data Collection

The data collection process employs two self-administered survey modes (online, offline). Data collection and panel maintenance is administered and organized by the GESIS Panel Team. From 2014 onwards, the GESIS Panel runs questionnaires submitted by the research community that underwent a review process.

Panel members were recruited in 2013 in face-to-face interviews followed by a self-administered welcome survey. The mode was chosen by the participants. All participants of the welcome survey are considered members of the panel and invited to the bi-monthly regular waves. Please refer to the methods report of the recruitment process.

From 2014 onwards all participants are invited by mail and receive an unconditional incentive of five Euros. For the online mode, all GESIS Panel questionnaires are implemented into the EFS Panel installation by Questback. In addition to the mail invitation, online participants receive an invitation and two reminders by email. The online data collection process is conducted by the GESIS Panel team. The online field phase lasts about eight weeks.

Offline data are collected by the mail service provider SSM. They send out all paper questionnaires one day before the start of the online field phase. No reminders are sent out in the offline mode. In-coming paper questionnaires are processed by SSM until one day before the start of the next wave's field phase. The data is entered manually and all questionnaires are archived electronically.

2.2 Waves

The GESIS Panel omnibus survey waves take place on a bi-monthly basis, each encompassing about 20 minutes starting with wave aa in August 2013. The regular field phase lasts until the beginning of the next wave for both modes. Each wave includes a number of studies.

Table 1 presents an overview of all waves fielded by the GESIS Panel so far with central characteristics. The first column indicates the name of the wave. Waves and studies are named after the GESIS Panel naming convention (see Codebook). Waves are signified by two letters, the first signifying the year and the second the wave in the year, both letters having the potential range from a to z. To give an example, wave aa is the first wave (starting in mid-August) in the first year of the GESIS Panel 2013 and wave ba is the first wave in the second year of the GESIS Panel that went into the field mid-April 2014.

The second column indicates the studies that were fielded in the respective wave. The last columns provide information on the field period as well as the number of invited panelists and the number of those that participated.

The first three waves in 2013 (waves aa, ab, ac) were part of the recruitment phase and therefore only include a subsample of panelists. The first wave of the GESIS Panel with the full sample is wave ba in February 2014.

Table 1 Overview of GESIS Panel Field Periods

Wave	Studies	Field period		Invited	Participation
		Online	Offline		
aa	aa, ab, zq	21.08.2013- 20.09.2013	21.08.2013- 14.10.2013	1094	874
ab	ab, ac, ad, zq	16.10.2013- 10.12.2013	16.10.2013- 10.12.2013	2589	2046
ac	ab, ae, af, zq	11.12.2013- 19.02.2014	11.12.2013- 19.02.2014	4327	3281
ba	zb, ag, ah, ai, zq	27.02.2014- 15.04.2014	27.02.2014- 15.04.2014	4888	4304
bb	zc, aj, ak, al, ai, zq	16.04.2014- 17.06.2014	16.04.2014- 17.06.2014	4866	4212
bc	zd, aj, am, an, zq	18.06.2014- 12.08.2014	18.06.2014- 12.08.2014	4839	4105
bd	ze, ao, ap, an, zq	13.08.2014- 14.10.2014	13.08.2014- 14.10.2014	4512	4035
be	zf, zg, zh, aq, an, zq	15.10.2014- 16.12.2014	15.10.2014- 16.12.2014	4458	4001
bf	zi, zh, am, ar, zq	17.12.2014-	17.12.2014-	4344	3882

Wave	Studies	Field period		Invited	Participation
		Online	Offline		
		17.02.2015	17.02.2015		
ca	zb, at, av, ar, zq	18.02.2015- 14.04.2015	18.02.2015- 14.04.2015	4249	3838
cb	zc, as, aq, aw, zq	15.04.2015- 16.06.2015	15.04.2015- 16.06.2015	4173	3775
cc	zd, zc, ax, ay, aw, zq	17.06.2015- 11.08.2015	17.06.2015- 11.08.2015	4090	3630
cd	ze, as, av, az, aw, zq	12.08.2015- 13.10.2015	12.08.2015- 13.10.2015	4025	3615
ce	zf, zg, zh, as, az, zy, aw, zq	14.10.2015- 15.12.2015	14.10.2015- 15.12.2015	3956	3595
cf	zi, ba, zh, bb, zy, aw, zq	16.12.2015- 16.02.2016	16.12.2015- 16.02.2016	3882	3531
da	zb, at, bc, av, be, zy, bf, aw, zq	17.02.2016- 19.04.2016	17.02.2016- 19.04.2016	3797	3493
db	zc, bg, bh, zy, bd, aw, zq	20.04.2016- 14.06.2016	20.04.2016- 14.06.2016	3734	3408
dc	zd, ax, bi, bj, zy, aw, zq	15.06.2016- 16.08.2016	15.06.2016- 16.08.2016	3689	3329
dd	ze, ac, bk, bg, az, aw	17.08.2016- 18.10.2016	17.08.2016- 18.10.2016	3637	3287
de	zf, zg, zh, bd, bh, bl, aw	19.10.2016- 13.12.2016	19.10.2016- 13.12.2016	3572	3273
df	zi, zh, bn, bo, aw	14.12.2016- 14.02.2017	14.12.2016- 14.02.2017	3521	3207
ea	zb, at, bp, bk, zj, zy, zz, aw	15.02.2017- 18.04.2017	15.02.2017- 18.04.2017	3448	3144
eb	zc, bd, bh, bm, aw	19.04.2017- 13.06.2017	19.04.2017- 13.06.2017	3382	3009

3. Access to Data and Documentation

The scientific use file of the GESIS Panel is accessible for scientific purposes via the GESIS Data Archive in Cologne (DBK). Along with the dataset all documents are stored centrally in the data catalogue. The documentation comprises the wave reports, the questionnaires and a codebook that documents all variables in the dataset.

Every two months an updated edition of the master dataset is released that includes new data from the last wave as well as revisions from previous waves. Data will be accessible about two months after the end of the field period.

We provide two editions of this master dataset: a scientific use file accessible for research purposes (GESIS Panel Standard Edition: ZA5665) and a secure scientific use file that is only available for on-site use at the Secure Data Center in Cologne (GESIS Panel Extended Edition: ZA5664). To access the scientific use file, users have to register with the data catalogue of the Data Archive (<https://dbk.gesis.org/dbksearch/>) and apply for access to the GESIS Panel dataset. Researchers then need to sign a user contract. Upon approval of the data use request,

the data archive will provide researchers with access to the current scientific use file via secure ftp download.

Due to privacy protection rules some variables are not included in the scientific use file but are only included in the secure scientific use file that can only be accessed on-site via the [Secure Data Center](#) at the GESIS data archive in Cologne. Please refer to the conditions of the Secure Data Center for more information on this opportunity to use the GESIS Panel data.

4. Bibliographic Citation and Notification of Publications

4.1 Bibliographic Citation

Each new release, with its own DOI, is marked as a new edition. Although each release may include changes to older waves, replicability is guaranteed since every variable remains in the dataset and new editions are not replaced but added as new variables. We ask users to always pay attention that they use the correct DOI of the dataset they used for publications.

Researchers are required to cite the dataset they use in publications as follows with the correct ZA and version number and DOI. Please use the following citations for the data with the doi: 10.4232/1.12828 and doi: 10.4232/1.12829.

German:

GESIS (2017): GESIS Panel Erweiterte Edition. GESIS Datenarchiv, Köln. ZA5664 Datenfile Version 21.0.0, doi: 10.4232/1.12828

GESIS (2017): GESIS Panel Standard Edition. GESIS Datenarchiv, Köln. ZA5665 Datenfile Version 21.0.0, doi: 10.4232/1.12829

English:

GESIS (2017): GESIS Panel Extended Edition. GESIS Data Archive, Cologne. ZA5664 Datafile Version 21.0.0, doi: 10.4232/1.12828

GESIS (2017): GESIS Panel Standard Edition. GESIS Data Archive, Cologne. ZA5665 Datafile Version 21.0.0, doi: 10.4232/1.12829

Additionally, please refer to the GESIS Panel reference paper in publications that are based on the GESIS Panel data set:

Bosnjak, M., Dannwolf, T., Enderle, T., Schauer, I., Struminskaya, B., Tanner, A., & Weyandt, K. W. (2017). Establishing an open probability-based mixed-mode panel of the general population in Germany: The GESIS Panel. *Social Science Computer Review*, 36(1). <https://doi.org/10.1177/0894439317697949>

4.2 Notification of Publications

To get an overview over the actual usage of our data, we would appreciate short notification in case of publications using GESIS Panel data to info@gesis-panel.de. Please notify bibliographic information of your publication and the DOI of the data set used. In accordance with our user contract we ask researchers to provide us with an electronic or paper copy of

their publications. Publications that use GESIS Panel data are included in the official GESIS Panel bibliography on our homepage.

5. GESIS Panel Team

5.1 Core Team Members

The GESIS Panel team members are Dr. Bernd Weiß (Team Leader), David Bretsch, Steffen Pötzschke, Ines Schaurer, and Katharina Schmidt (Survey Project Management), Jan-Philipp Kolb and Kai Weyandt (Survey Statistics and Data Quality Management), Gabriele Wahlig (Panel Management), Kai Böge (Software Adjustment and Maintenance).

5.2 Quality Assurance Board Members

The members of the GESIS Panel Scientific Quality Assurance Board are Jun.-Prof. Dr. Annelies Blom (University of Mannheim), Dr. Mario Callegaro, Prof. Dr. Mick Couper (University of Michigan), Prof. Dr. Marcel Das (CentERdata and Tilburg University), Prof. Dr. Don Dillman (Washington State University), Prof. Dr. Marek Fuchs (Technical University Darmstadt), Prof. Dr. Arie Kapteyn (University of Southern California), Prof. Dr. Jon Krosnick (Stanford University), Prof. Dr. Peter Lynn (University of Essex), Prof. Dr. Norbert Schwarz (University of Southern California), Ass.-Prof. Dr. Bella Struminskaya (Utrecht University) and Ass.-Prof. Dr. Vera Toepoel (Utrecht University).

6. Acknowledgements

The GESIS Panel thanks the researchers submitting proposals to and fielding studies in the GESIS Panel. We are grateful to the anonymous reviewers that provide valuable feedback to the submitted studies.

Part II: Wave eb (April 2017/ May 2017)

1. Wave Preparation

1.1 Responsible GESIS Panel Team Members

Survey project management: Katharina Schmidt, Ines Schaurer & David Bretsch

Data management: Jan-Philipp Kolb & Kai Weyandt

Data archiving: Jan-Philipp Kolb & Kai Weyandt

Panel management: Gabriele Wahlig

1.2 Methodological Considerations

Wave eb is the 20th regular panel wave of the GESIS Panel after the recruitment process was finished. Overall, 3382 active panelists were invited to participate in wave eb.

All participants were invited by mail and received an unconditional incentive of five Euros. Online participants received an email invitation in addition.

1.3 Studies

Wave eb consisted of five studies (see Table 2). The first study in Wave eb is the GESIS Panel Longitudinal Core Study on political and social participation by Jan van Deth, Gema Garcia Albacete & Tanja Dannwolf (zc). The following module (bd) is the third out of four waves of a longitudinal experiment by Ulrich Wagner, Peter Schmidt, and Mathias Kauff, about attitudes towards ethnic minority groups. The study by Goran Knezevic and Ljiljana Lazarevic (bh) is the last out of three waves of a longitudinal study on stability and the relevance of disintegration. Further, study (bm) by Rainer Schnell and Leo Panreck attempts to estimate bias in health-related behaviour in web surveys of the general population. The last external study (aw) by Charles C. Driver and Manuel Völkle is the last wave of a longitudinal study on subjective well-being. The study (aw) includes 13 waves of data collection in total.

Table 2 Overview of GESIS Panel Studies in Wave eb

Study	Waves	Authors	Title
zc	Core study	Jan van Deth, Gema Garcia Albacete & Tanja Dannwolf	GESIS Panel Longitudinal Core Study Module Political and Social Participation
bd	db, de, eb, ee	Ulrich Wagner, Peter Schmidt & Mathias Kauff	Attitudes towards ethnic minority groups
bh	db, de, eb	Goran Knezevic & Ljiljana Lazarevic	Stability and relevance of Disintegration
bm	eb	Rainer Schnell, Leo Panreck	Bias in web surveys of the general population, demonstrated using health status
aw	cb until eb	Charles C. Driver & Manuel Völkle	Within-yearly dynamics and cycles in subjective well-being

1.4 Questionnaire Composition

The wave eb questionnaire begins with the GESIS Panel Core Study on political and social participation (study zc). The core study is followed by study bd which contains an experiment on attitudes towards ethnic minority groups with four experimental conditions. There are six questions for each condition and two common questions for all experimental groups. The questionnaire continues with two matrix questions on stability and relevance of disintegration (study bh). Further, the questionnaire includes study aw on subjective well-being. The questionnaire closes with the regular module on respondents' evaluation of the questionnaire (core study zq) with ten questions. Within study zq the online and offline questionnaires differ with respect to two questions: Online respondents were asked about the electronic device they used to fill in the questionnaire (variables ebzq014a and ebzq015a). Offline respondents were asked on which date they filled in the questionnaire (variables ebzq017a and ebzq018a).

The online and offline questionnaire, as well as the codebook and the study descriptions, can be accessed via the study entry in the GESIS Data Archive.

2. Fielding and Outcome Rates

2.1 Fielding Phase

The invitation was sent out by mail on 18 April 2017 for all respondents (online and offline). The invitation letter included a five-Euro bill as an unconditional incentive. The letter for the offline respondents additionally included the paper questionnaire. Online respondents additionally received an invitation by email on 19 April 2017. The fieldwork for the wave eb ended on 13 June 2017.

Overall, 3382 active members of the GESIS Panel were invited, 1092 in the offline mode and 2290 in the online mode. The online participants who have not participated in the survey received two reminders on 27 April 2017 and 04 May 2017. The respondents invited in the offline mode did not receive any reminder letters. The text of the invitation letters (online and offline) and the reminders (only email) can be found in the Appendix.

Figure 1 shows the cumulative participation over the field period and the daily return of online and paper questionnaires. A detailed table can be found in the Appendix (see Table 5).

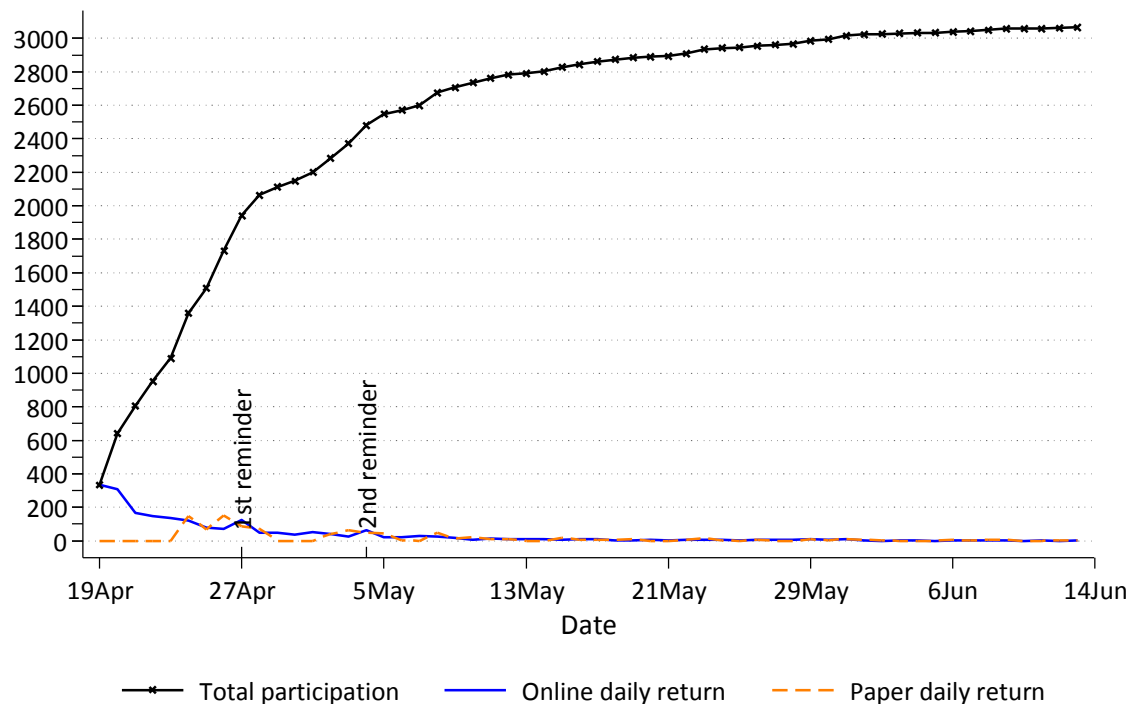


Figure 1 Wave eb field phase

2.2 Outcome Rates

Response rates calculations for self-administered online and offline surveys within the GESIS Panel are based on Callegaro and DiSogra (2008), DiSogra and Callegaro (2016) and Final Disposition Codes for Mail Surveys (American Association for Public Opinion Research, 2011). For detailed information on coding of the outcomes, refer to Table 6 in the Appendix.

The completion rate (COMR) is the proportion of those who completed or partially completed the survey over eligible panel members who were invited to the survey. All active panel members are eligible for the wave. Active panel members are those who do not sign off from the panel. The eligibility for the wave surveys is defined as the returned welcome questionnaire: All invited panelists who returned the welcome questionnaire and did not sign off from the panel afterwards, were invited to the wave. The completion rate is computed separately for two modes and as an overall rate with counting the response to the mode the respondent was originally invited to.

$$\text{Completion Rate COMR} = \frac{\text{Interview} + \text{Partial}}{\text{Interview} + \text{Partial} + \text{Refusal} + \text{Noncontact} + \text{Other}}$$

$$\text{Overall COMR} = (3009 + 29) / (3009 + 29 + 40 + 6 + 298) = 89.83\%$$

$$\text{COMR Online} = (2052 + 19) / (2052 + 19 + 35 + 0 + 184) = 90.44\%$$

$$\text{COMR Offline} = (957 + 10) / (957 + 10 + 5 + 6 + 114) = 88.55\%$$

The absorption rate indicates the quality of address lists of active panel members. This estimate is a proportion of non-contacts among the active panelists.

$$\text{Absorption Rate} = \frac{\text{Invitations Sent} - \text{Undeliverable Invitations}}{\text{Invitations Sent}}$$

$$\text{Overall Absorption Rate} = (3382-6)/3382 = 99.82\%$$

$$\text{Absorption Rate Online} = (2290-0)/2290 = 100.00\%$$

$$\text{Absorption Rate Offline} = (1092-6)/1092 = 99.45\%$$

The cumulative response rate (COMR) is obtained by multiplication of the recruitment rate, profile rate, and the completion rate for each wave. The detailed information about the calculation of the recruitment rate and the profile rate is provided in the Appendix.

$$\text{Cumulative Response Rate 1 (CUMR1)} = \text{RECR} \times \text{PROR} \times \text{COMR}$$

$$\text{Overall CUMR1 Wave eb} = 0.2898 \times 0.7942 \times 0.8983 = 20.68\%$$

$$\text{CUMR1 Wave eb Online} = 0.2898 \times 0.7878 \times 0.9044 = 20.65\%$$

$$\text{CUMR1 Wave eb Offline} = 0.2898 \times 0.8067 \times 0.8855 = 20.71\%$$

The cumulative response rate 2 (CUMR2) takes into account the retention rate (RETR), that is, the number of active panel members at the time of this wave out of all active panel members (i.e., the panelists who returned the welcome questionnaire). It is advisable to report this indicator when using the data from a single wave.

$$\text{Retention Rate} = \frac{\text{Overall Active Panel@Wave ea}}{\text{Overall Active Panel@Welcome Survey}} = 3382/4938 = 68.49\%$$

$$\text{Retention Rate Online} = 2290/3068 = 74.64\%$$

$$\text{Retention Rate Offline} = 1092/1870 = 58.40\%$$

$$\text{Cumulative Response Rate 2 (CUMR2)} = \text{RECR} \times \text{PROR} \times \text{COMR} \times \text{RETR}$$

$$\text{Overall CUMR2 Wave eb} = 0.2898 \times 0.7942 \times 0.8983 \times 0.6849 = 14.16\%$$

$$\text{CUMR2 Wave eb Online} = 0.2898 \times 0.7878 \times 0.9044 \times 0.7464 = 15.41\%$$

$$\text{CUMR2 Wave eb Offline} = 0.2898 \times 0.8067 \times 0.8855 \times 0.5840 = 12.09\%$$

The break-off rate is a proportion of those who answered less than 50% of the substantial questions over those who started the interview (answered at least one question).

$$\text{Break-Off rate} = \frac{\text{Break-Off}}{\text{Interview} + \text{Partial} + \text{Break-Off}} = 24/(3009+29+24) = 0.78\%$$

$$\text{Break-off rate Online} = 22/(2052+19+22) = 1.05\%$$

$$\text{Break-off rate Offline} = 2/(957+10+2) = 0.21\%$$

Attrition rate in this wave report is defined as the proportion of the panel members who drop out between the welcome survey that was the first self-administered survey of the GESIS Panel and the current wave. According to the definition of the active panel (returned the welcome questionnaire), the active panel after the welcome questionnaire was 4938 panel members. During the recruitment phase, 50 panel members have signed off from the panel.

Attrition can occur voluntarily and involuntarily (DiSogra and Callegaro, 2016). In the GESIS Panel, during the recruitment and in the first three regular waves (ba, bb, and bc) attrition was a result of panel members contacting the GESIS Panel and requesting to be removed from the panel (voluntary attrition). Cases in which inability to participate due to health reasons or death of a panel member were communicated to the GESIS Panel by other persons (such as panel members' relatives) were treated as voluntarily attrition and removed from the panel.

If panel members do not respond to three consecutive waves or cannot be reached for three consecutive waves, they are excluded from the GESIS Panel (involuntary attrition). Removal of panel members due to prolonged nonresponse or prolonged noncontact was done before wave bd for the first time and is done before each wave. The attrition rate reported below includes cases for which a request has been done to be removed as well as cases removed by the GESIS Panel.

$$\begin{aligned} \text{Attrition rate} &= \frac{\text{Overall Active Panel@Welcome Survey} - \text{Overall Active Panel@Wave eb}}{\text{Overall Active Panel@Welcome Survey}} \\ &= (4938 - 3382) / 4938 = 31.51\% \end{aligned}$$

3. Post-Processing

3.1 Data Cleaning and Quality Control

Variable ebza002a indicates the mode in which a respondent answered the questionnaire. In general, paper questionnaires offer less guidance to respondents on how to answer a question than online questionnaires. This might even cause questions to be answered in an unintended manner and render the offline and online data incomparable. Such cases are marked as unclear by the field institute entering the data and thoroughly checked by the survey management of GESIS Panel (see section 3.2.).

The longitudinal character of the panel requires special attention to data protection measures. Some variables might therefore require special security levels. These variables are discussed and listed in section 3.5.

3.2 Handling of Ambiguous Cases in the Paper Questionnaire

The paper questionnaires are entered manually by a field institute. Any problems and unclear responses are marked by the person entering the data and marked as -111. The main incidences are cases in which the person entering the data was uncertain of how to interpret the information provided by the respondent in the questionnaire. In contrast to previous wave publications recoding of the ambiguous cases has not been done.

3.3 Variables that are generated in the Process of Data Cleaning

Table 3 lists the variables that were generated in the process of data cleaning. In wave eb only one indicator variable had to be generated due to privacy reasons. The text responses with comments about the questionnaire in variable ebzq016a are not published. Only a variable indicating whether the respondent left comments on the survey or not (ebzq016b) is published.

Table 3 Overview of Generated Variables in Wave eb

Variable	Variable Label	Reason
ebzq016b	Comment, dichotomous	Data protection: The text responses are not published but only a variable indicating whether the respondent left comments on the survey.

3.4 Paradata

In general, paradata can be easily identified in the dataset by the third and fourth digit in the variable name "zr", "zs", and "zp". In general, more paradata are available in the online mode.

For the online mode, relative time stamps (variables ebzr001a to ebzr082a) for each page are available. These time variables report the time difference in seconds between pressing the forward button of the respective page and the absolute time stamp. The absolute time stamp variable (ebzp207a) signifies the time in seconds which is past since 1.1.1970 when loading the first page of the survey.

The connected page id is mentioned in the label. The page id for each question can be found in the codebook or on the screenshots of the online questionnaire. For technical details about the logic of the provided time stamp variables please see the EFS manual.

In wave eb, several client side based paradata are collected in page-based string variables (ebzs001a to ebzs082a). The connected page id is mentioned in the label. The page id for each question can be found in the codebook or on the screenshots of the online questionnaire.

For detailed information please see the separate paradata documentation (ZA5664-65_Online-Paradata.pdf).

3.5 Disclosure of Variables

Generally answers to open questions are not included in the Standard Edition. They are available in the Extended Edition. Table 4 gives an overview on the variables that are additionally available in the Extended Edition.

Table 4 Overview of Variables only Available in the Extended Edition

Variable	Variable Label	Reason
ebbm182a	Gesetzliche Krankenversicherung	Data protection
ebbm190a	Mehrfachnennung verschiedene Krankheiten	Data protection
ebbm191a	Mehrfachnennung verschiedene Krankheiten	Data protection
ebbm192a	Mehrfachnennung verschiedene Krankheiten	Data protection

ebbm193a	Mehrfachnennung verschiedene Krankheiten	Data protection
ebbm194a	Mehrfachnennung verschiedene Krankheiten	Data protection
ebbm195a	Mehrfachnennung verschiedene Krankheiten	Data protection
ebbm 96a	Mehrfachnennung verschiedene Krankheiten	Data protection
ebbm197a	Mehrfachnennung verschiedene Krankheiten	Data protection
ebbm198a	Mehrfachnennung verschiedene Krankheiten	Data protection
ebbm199a	Mehrfachnennung verschiedene Krankheiten	Data protection
ebbm200a	Mehrfachnennung verschiedene Krankheiten	Data protection
ebbm201a	Mehrfachnennung verschiedene Krankheiten	Data protection
ebbm202a	Mehrfachnennung verschiedene Krankheiten	Data protection
ebbm203a	Mehrfachnennung verschiedene Krankheiten	Data protection
ebbm204a	Mehrfachnennung verschiedene Krankheiten	Data protection
ebzp209a	Javascript version	Data protection
ebzp210a	Flash version	Data protection

The text responses with comments about the questionnaire in variable ebzq016a are not published. Only a variable indicating whether the respondent left comments on the survey or not (ebzq016b) is published in the standard edition.

Appendix

I. Field Phase

Table 5 Field Period

Date	Event	Online		Offline		Total	
		No.	%	No.	%	No.	%
19Apr2017		473	15.8	0	0.00	473	10.66
20Apr2017		436	14.5	0	0.00	436	9.83
21Apr2017		243	8.12	0	0.00	243	5.48
22Apr2017		196	6.55	0	0.00	196	4.42
23Apr2017		204	6.81	0	0.00	204	4.60
24Apr2017		164	5.48	215	14.90	379	8.54
25Apr2017		116	3.87	107	7.42	223	5.03
26Apr2017		92	3.07	233	16.15	325	7.32
27Apr2017	1 st online reminder	205	6.85	125	8.66	330	7.44
28Apr2017		88	2.94	112	7.76	200	4.51
29Apr2017		73	2.44	0	0.00	73	1.65
30Apr2017		57	1.90	0	0.00	57	1.28
01May2017		76	2.54	0	0.00	76	1.71
02May2017		62	2.07	62	4.30	124	2.79
03May2017		43	1.44	91	6.31	134	3.02
04May2017	2 nd online reminder	84	2.81	76	5.27	160	3.61
05May2017		39	1.30	56	3.88	95	2.14
06May2017		24	0.80	2	0.14	26	0.59
07May2017		39	1.30	0	0.00	39	0.88
08May2017		35	1.17	74	5.13	109	2.46
09May2017		23	0.77	15	1.04	38	0.86
10May2017		10	0.33	30	2.08	40	0.90
11May2017		16	0.53	21	1.46	37	0.83
12May2017		12	0.40	12	0.83	24	0.54
13May2017		9	0.30	0	0.00	9	0.20
14May2017		17	0.57	0	0.00	17	0.38
15May2017		9	0.30	29	2.01	38	0.86
16May2017		15	0.50	8	0.55	23	0.52
17May2017		13	0.43	12	0.83	25	0.56

Date	Event	Online		Offline		Total	
		No.	%	No.	%	No.	%
18May2017		6	0.20	11	0.76	17	0.38
19May2017		4	0.13	15	1.04	19	0.43
20May2017		7	0.23	0	0.00	7	0.16
21May2017		5	0.17	0	0.00	5	0.11
22May2017		10	0.33	11	0.76	21	0.47
23May2017		9	0.30	21	1.46	30	0.68
24May2017		8	0.27	6	0.42	14	0.32
25May2017		3	0.10	0	0.00	3	0.07
26May2017		6	0.20	16	1.11	22	0.50
27May2017		8	0.27	0	0.00	8	0.18
28May2017		6	0.20	0	0.00	6	0.14
29May2017		11	0.37	16	1.11	27	0.61
30May2017		5	0.17	5	0.35	10	0.23
31May2017		9	0.30	16	1.11	25	0.56
01Jun2017		3	0.10	7	0.49	10	0.23
02Jun2017		1	0.03	4	0.28	5	0.11
03Jun2017		7	0.23	0	0.00	7	0.16
04Jun2017		4	0.13	0	0.00	4	0.09
05Jun2017		0	0.00	0	0.00	0	0.00
06Jun2017		1	0.03	10	0.69	11	0.25
07Jun2017		2	0.07	3	0.21	5	0.11
08Jun2017		1	0.03	7	0.49	8	0.18
09Jun2017		1	0.03	7	0.49	8	0.18
10Jun2017		1	0.03	0	0.00	1	0.02
11Jun2017		1	0.03	0	0.00	1	0.02
12Jun2017		0	0.00	6	0.42	6	0.14
13Jun2017		2	0.07	2	0.14	4	0.09
Total		2994	100	1443	100	4437	100

II. Outcome and Response Metrics

Response rates calculations for the recruitment interview for the GESIS Panel are based on Final Disposition Codes for In-Person Household Surveys (American Association for Public Opinion Research, 2011). The response metrics for self-administered online and offline surveys, including the welcome survey, are based on Callegaro and DiSogra (2008), DiSogra and Callegaro (2016) and Final Disposition Codes for Mail Surveys (American Association for Public Opinion Research, 2011).

The Recruitment Rate (RECR) is a proportion of respondents who provided initial consent over all eligible respondents. We provide two recruitment rates, a maximum and a minimum recruitment rate, which correspond conceptually to AAPOR1 and AAPOR5 response rates. The minimum recruitment rate (RECR1) estimates all cases of unknown eligibility (e) as eligible, the maximum recruitment rate (RECR5) estimates all cases of unknown eligibility as non-eligible. For detailed information on coding of outcomes for the CAPI interview, refer to Table 6 in the Appendix and to the *TNS Recruitment Report*.

Recruitment rate RECR

$$\text{Overall RECR} = \frac{\text{Initial Consent}}{\text{Initial Consent} + \text{Refusal} + \text{Noncontact} + \text{Other} + e(\text{Unknown Household} + \text{Unknown Other})}$$

$$\text{RECR1 (with } e=1) = 28.98\%$$

$$\text{RECR5 (with } e=0) = 31.56\%$$

The profile rate (PROR) is a proportion of respondents who completed or partially completed the welcome questionnaire over all respondents who were sent an invitation to the welcome questionnaire. Complete response is defined as 80% and more answered substantial questions. Partial response is defined as 50-80% answered substantial questions. Substantial questions are questions starting from the first question to up to the survey evaluation items (denoted as zq in codebooks).

The profile rate is calculated separately for online and mail modes. If the respondent switched the mode, and completed/broke-off the questionnaire, his or her response is counted in the mode the respondent completed the survey. In case of the mode switch, respondents' invitation mode is replaced by the actual participation mode. Non-responding cases are counted to the mode in which they were sent the invitation to the welcome survey.

$$\text{Profile Rate PROR} = \frac{\text{Profile Survey Complete} + \text{Profile Survey Partial}}{\text{Profile Survey Complete} + \text{Partial} + \text{Refusal} + \text{Noncontact} + \text{Other}}$$

$$\text{Overall PROR} = 4932/6210 = 79.42\%$$

$$\text{PROR Online} = 3233/4104 = 78.78\%$$

$$\text{PROR Offline} = 1699/2106 = 80.67\%$$

$$\text{Response Rate for the Welcome Survey} = \text{RECR1} \times \text{PROR} = 23.02\%$$

$$\text{Response Rate for the Welcome Survey Online} = \text{RECR1} \times \text{PROR} = 22.83\%$$

$$\text{Response Rate for the Welcome Survey Offline} = \text{RECR1} \times \text{PROR} = 23.38\%$$

Absorption rate indicates the quality of address lists of active panel members. This estimate is a proportion of noncontacts among the active panelists.

$$\text{Absorption Rate}^1 = \frac{\text{Invitations Sent} - \text{Undeliverable Invitations}}{\text{Invitations Sent}} = \frac{6210 - 27}{6210} = 99.57\%$$

The break-off rate is a proportion of those who answered less than 50% of the substantial questions over those who started the interview (answered at least one question).

$$\text{Break-Off Rate} = \frac{\text{Break-Off}}{\text{Interview} + \text{Partial} + \text{Break-Off}} = \frac{20}{4875 + 57 + 20} = 0.40\%$$

$$\text{Break-Off Rate Online} = \frac{6}{3223 + 10 + 6} = 0.19\%$$

$$\text{Break-Off Rate Offline} = \frac{14}{1652 + 47 + 14} = 0.82\%$$

1 Since both online and offline respondents were invited per post, the absorption rate is calculated without a distinction by mode.

Table 6 Outcome Codes

CAPI Recruitment	Overall	Online	Offline
Initial consent	6210	n/a	n/a
Cases directly and actively refusing	10498	n/a	n/a
Non-contacts	1864	n/a	n/a
Other eligible non-interview cases	1104	n/a	n/a
Unknown if housing unit	247	n/a	n/a
Unknown eligibility other	1502	n/a	n/a
Profile (Welcome) Survey	Overall	Online	Offline
Profile survey Invited	6210	3997	2213
Invited including mode switch	6210	4104	2106
Profile survey complete	4875	3223	1652
Profile survey partial	57	10	47
Refusal to complete profile survey	50	28	22
Break-off (among refusal)	20	6	14
Profile survey non-contact (bouncer/retour)	27	13	14
Profile survey other	1201	830	371
Single Wave Surveys	Overall	Online	Offline
Wave eb Invited	3382	2290	1092
Wave eb Complete	3009	2052	957
Wave eb Partial	29	19	10
Wave eb Refusal	40	35	5
Break-off (among refusal)	24	22	2
Wave eb Noncontact (bouncer/retour)	6	0	6
Wave eb Other	298	184	114

Note: Complete response is defined as 80% and more of answered substantial questions. Partial response is defined as 50-80% of answered substantial questions. Break-off is defined as providing an answer to at least one substantial question and to less than 50% substantial questions. Refusal includes active (explicit) refusal and implicit refusal (leaving the questionnaire unanswered). Substantial questions are questions starting from the first question to up to the survey evaluation items (denoted as zq in codebooks).


Table 7 AAPOR Code Scheme

Returned questionnaire	1.0
Complete	1.1
Partial or break-off with sufficient information	1.2
Eligible. Non-Interview	2.0
Refusal and Breakoff	2.10
Refusal	2.11
Other person refusal	2.111
Known respondent-level refusal	2.112
Explicit refusal	2.1121
Explicit refusal with incentive	2.11211
Explicit refusal no incentive	2.11212
Implicit refusal	2.1122
Logged on to survey. did not complete any items	2.11221
Blank questionnaire mailed back. „implicit refusal“	2.113
Blank questionnaire with incentive returned	2.1131
Blank questionnaire with no incentive returned	2.1132
Break-off: questionnaire too incomplete to process/Break-off or partial with insufficient information	2.12
Non-contact	2.20
Notification that respondent was unavailable during field period	2.26
Completed questionnaire but not returned during field period	2.27
Other	2.30
Death (including Post: „Deceased“)	2.31
Physically or mentally unable/incompetent	2.32
Language	2.33
Respondent language problem	2.332
Miscellaneous	2.36
Unknown eligibility. non-interview	3.0
Not mailed / No invitation sent	3.11
Nothing ever returned	3.19
Post: No Mail Receptacle	3.253
Unknown whereabouts. mailing returned undelivered	3.30
Invitation returned undelivered (Email Bouncer)	3.30
Email Bouncer: Delivery problem	3.3113
Email Bouncer: Mailbox unknown	3.3114
Email Bouncer: Postbox full	3.3115
Email Bouncer: Spam-Filter	3.3116
Post: Undeliverable as addressed	3.31
Post: Attempted - Addressee not known at place of address	3.311
Postal box full	3.3112
Post: Moved, left no address	3.32
Returned with forwarding information	3.40
Other	3.90


Note: Estimate of eligible cases from the cases with unknown eligibility (e) is set to 1 for the calculation of response rates yielding no ineligible cases since the eligibility was determined during the recruitment interview.

III. Documents

a. Invitation Letter for Offline Participants sent by Mail



GesellschaftsMonitor
gesis



Leibniz-Institut
für Sozialwissenschaften

GESIS · Postfach 10 28 36 · 68028 Mannheim

[REDACTED]

GESIS GesellschaftsMonitor
Postfach 10 28 36
68028 Mannheim
Telefon 0621 – 1246 – 564
Telefax 0621 – 1246 – 577
www.gesis-gesellschaftsmonitor.de

Mannheim, 18. April 2017

Einladung zu unserer April-/Mai-Umfrage

Sehr geehrte **[REDACTED]**

herzlichen Dank für Ihre Teilnahme am GESIS GesellschaftsMonitor. Heute möchten wir Sie gerne einladen, an unserer aktuellen April-/Mai-Umfrage teilzunehmen. Die Beantwortung der Fragen wird etwa 20 Minuten in Anspruch nehmen. Bitte schicken Sie uns den ausgefüllten Fragebogen wieder mit dem beiliegenden frankierten Rückumschlag zu.

Wir wünschen Ihnen viel Spaß beim Ausfüllen der Umfrage. Als Dankeschön für Ihre Teilnahme haben wir Ihnen in diesem Schreiben wieder 5 Euro beigelegt.

Hat sich Ihre Adresse geändert oder ziehen Sie in Kürze um? Bei Adressänderungen oder sonstigen Rückfragen erreichen Sie uns telefonisch zu den üblichen Bürozeiten unter 0621-1246564 oder per E-Mail an info@gesis-gesellschaftsmonitor.de. Wir freuen uns über Ihr Interesse und beantworten gerne alle Fragen.

Mit freundlichen Grüßen

[REDACTED]


Prof. Michael Bosnjak und das gesamte Projektteam

P.S.: Informationen zum Datenschutz finden Sie auf der Rückseite dieses Briefes.

GESIS e.V.
Vereinsregister Amtsgericht Mannheim
Registernummer VR 1449
Steuer-Nr. 38149/01607
USt-Id.Nr. DE814029735

BW-Bank Stuttgart
BLZ 600 501 01
Konto-Nr. 749 650 43 33
BIC/SWIFT-Code SOLADE33
IBAN DE31 6006 0101 7496 5043 33

GESIS e.V. ist Mitglied der Leibniz-Gemeinschaft
Präsident und Vorstand
Prof. Dr. Christof Wolf
Postfach 12 21 55
68072 Mannheim



[REDACTED]

Erklärung zum Datenschutz und zur absoluten Vertraulichkeit Ihrer Angaben bei dem GESIS GesellschaftsMonitor

GESIS - Leibniz-Institut für Sozialwissenschaften arbeitet nach den Vorschriften des Bundesdatenschutzgesetzes (BDSG) und allen anderen anwendbaren datenschutzrechtlichen Bestimmungen.

Das gilt auch für die Wiederholungsbefragungen beim GESIS GesellschaftsMonitor, wo es wichtig ist, mehrere Befragungen mit derselben Person durchzuführen und die statistische Auswertung so vorzunehmen, dass die Angaben aus mehreren Befragungen durch eine Code-Nummer miteinander verknüpft werden. Auch hier gilt:

Es gibt keine Weitergabe von Daten, die Ihre Person erkennen lassen.

Die Ergebnisse werden - genauso wie bei Einmalbefragungen - ausschließlich in **anonymisierter Form** dargestellt. Das bedeutet: Niemand kann aus den Ergebnissen erkennen, von welcher Person die Angaben gemacht worden sind.

Die Teilnahme am GESIS GesellschaftsMonitor ist freiwillig. Erhaltene Aufwandsentschädigungen sind keine Bezahlung, sondern ein Dankeschön für die gegebene Unterstützung der wissenschaftlichen Forschung. Sie gehen damit keine Verpflichtung für weitere Befragungen ein. Die Beendigung bzw. das Abbrechen der Teilnahme ist jederzeit möglich und mit keinen Nachteilen verbunden. Um nicht mehr teilzunehmen, bedarf es keiner Kündigung.

Nach der Teilnahme an einer Befragung werden die Antworten in einer Datenbank gespeichert und zwar getrennt von den personenbezogenen Daten. Die Ergebnisse der Studie werden dann zu Forschungszwecken beispielsweise in Tabellen und Grafiken zusammengefasst. Das heißt, niemand erfährt, welche Antworten Sie persönlich gegeben haben.

Da es sich beim GESIS GesellschaftsMonitor um mehrere Befragungen handelt (Wiederholungsbefragungen), werden Befragungen durch eine Code-Nummer miteinander verknüpft. Ergebnisse werden nur in anonymisierter Form dargestellt. Niemand kann aus den Ergebnissen erkennen, von welcher Person die Angaben gemacht worden sind.

Für die Einhaltung der Datenschutzbestimmungen ist verantwortlich:
GESIS - Leibniz-Institut für Sozialwissenschaften
Quadrat B2, 1
68159 Mannheim

Institutsleitung (Präsident): Prof. Dr. Christof Wolf

Betrieblicher Datenschutzbeauftragter: Harald Eul
E-Mail: datenschutz@gesis.org

b. Invitation Letter for Online Participants sent by Mail



GESIS · Postfach 10 28 36 · 68028 Mannheim



Leibniz-Institut
für Sozialwissenschaften

GESIS GesellschaftsMonitor
Postfach 10 28 36
68028 Mannheim
Telefon 0621 – 1246 – 564
Telefax 0621 – 1246 – 577
www.gesis-gesellschaftsmonitor.de

Mannheim, 18. April 2017

Einladung zu unserer April-/Mai-Umfrage

Sehr geehrter [REDACTED]

herzlichen Dank für Ihre Teilnahme am GESIS GesellschaftsMonitor. Heute möchten wir Sie gerne einladen, an unserer aktuellen April-/Mai-Umfrage teilzunehmen. Die Beantwortung der Fragen wird etwa 20 Minuten in Anspruch nehmen.

Wir wünschen Ihnen viel Spaß beim Ausfüllen der Umfrage. Als Dankeschön für Ihre Teilnahme haben wir Ihnen in diesem Schreiben wieder 5 Euro beigelegt.

Den Link zur aktuellen Umfrage erhalten Sie in den nächsten Tagen wie gewohnt per E-Mail. Sie können die Umfrage aber auch manuell starten, indem Sie sich auf unserer Homepage www.gesis-gesellschaftsmonitor.de mit Ihren persönlichen Zugangsdaten anmelden.

Hat sich Ihre Adresse geändert oder ziehen Sie in Kürze um? Sie können Ihre Adresse online in Ihrem persönlichen Mitgliedsbereich ändern. Bei Adressänderungen oder sonstigen Rückfragen können Sie uns auch telefonisch zu den üblichen Bürozeiten unter 0621-1246564 oder per E-Mail an info@gesis-gesellschaftsmonitor.de kontaktieren. Wir freuen uns über Ihr Interesse und beantworten gerne alle Fragen.

Mit freundlichen Grüßen

[REDACTED]

Prof. Michael Bosnjak und das gesamte Projektteam

P.S.: Informationen zum Datenschutz finden Sie auf der Rückseite dieses Briefes.

GESIS e.V.
Vereinsregister Amtsgericht Mannheim
Registernummer VR 1449
Steuer-Nr. 38146/01007
USt-Id.Nr. DE814029726

BW-Bank Stuttgart
BIZ 600 501 01
Konto-Nr. 749 650 43 33
BIC/SWIFT-Code SOLADE33
IBAN DE31 6006 0101 7496 5043 33

GESIS e.V. ist Mitglied der Leibniz-Gemeinschaft
Präsident und Vorstand
Prof. Dr. Christof Wolf
Postfach 12 21 56
68072 Mannheim



Erklärung zum Datenschutz und zur absoluten Vertraulichkeit Ihrer Angaben bei dem GESIS GesellschaftsMonitor

GESIS - Leibniz-Institut für Sozialwissenschaften arbeitet nach den Vorschriften des Bundesdatenschutzgesetzes (BDSG) und allen anderen anwendbaren datenschutzrechtlichen Bestimmungen.

Das gilt auch für die Wiederholungsbefragungen beim GESIS GesellschaftsMonitor, wo es wichtig ist, mehrere Befragungen mit derselben Person durchzuführen und die statistische Auswertung so vorzunehmen, dass die Angaben aus mehreren Befragungen durch eine Code-Nummer miteinander verknüpft werden. Auch hier gilt:

Es gibt keine Weitergabe von Daten, die Ihre Person erkennen lassen.

Die Ergebnisse werden - genauso wie bei Einmalbefragungen - ausschließlich in **anonymisierter Form** dargestellt. Das bedeutet: Niemand kann aus den Ergebnissen erkennen, von welcher Person die Angaben gemacht worden sind.

Die Teilnahme am GESIS GesellschaftsMonitor ist freiwillig. Erhaltene Aufwandsentschädigungen sind keine Bezahlung, sondern ein Dankeschön für die gegebene Unterstützung der wissenschaftlichen Forschung. Sie gehen damit keine Verpflichtung für weitere Befragungen ein. Die Beendigung bzw. das Abbrechen der Teilnahme ist jederzeit möglich und mit keinen Nachteilen verbunden. Um nicht mehr teilzunehmen, bedarf es keiner Kündigung.

Nach der Teilnahme an einer Befragung werden die Antworten in einer Datenbank gespeichert und zwar getrennt von den personenbezogenen Daten. Die Ergebnisse der Studie werden dann zu Forschungszwecken beispielsweise in Tabellen und Grafiken zusammengefasst. Das heißt, niemand erfährt, welche Antworten Sie persönlich gegeben haben.

Da es sich beim GESIS GesellschaftsMonitor um mehrere Befragungen handelt (Wiederholungsbefragungen), werden Befragungen durch eine Code-Nummer miteinander verknüpft. Ergebnisse werden nur in anonymisierter Form dargestellt. Niemand kann aus den Ergebnissen erkennen, von welcher Person die Angaben gemacht worden sind.

Für die Einhaltung der Datenschutzbestimmungen ist verantwortlich:
GESIS - Leibniz-Institut für Sozialwissenschaften
Quadrat B2, 1
68159 Mannheim

Institutsleitung (Präsident): Prof. Dr. Christof Wolf

Betrieblicher Datenschutzbeauftragter: Harald Eul
E-Mail: datenschutz@gesis.org

c. Invitation E-Mail

Ihre neue April-/Mai -Umfrage 2017

Sehr geehrte Frau ...,

herzlichen Dank für Ihre Teilnahme am GESIS GesellschaftsMonitor.

Heute möchten wir Sie gerne einladen, an unserer aktuellen Befragung teilzunehmen. Über diesen Link kommen Sie direkt zu unserer neuen April-/Mai -Umfrage 2017:

<https://www.gesis-gesellschaftsmonitor.de/...>

Als Dankeschön für Ihre Teilnahme erhalten Sie in Kürze wieder 5 Euro per Post.

Wir wünschen Ihnen viel Spaß beim Ausfüllen der Umfrage. Die Beantwortung der Fragen wird etwa 20 Minuten in Anspruch nehmen.

Bei Rückfragen erreichen Sie uns telefonisch zu den üblichen Bürozeiten unter 0621-1246564 oder per E-Mail an info@gesis-gesellschaftsmonitor.de. Wir freuen uns über Ihr Interesse und beantworten gerne alle Fragen.

Mit herzlichen Grüßen aus Mannheim,
Ihr GESIS GesellschaftsMonitor Team

Hinweis zum Datenschutz:

In keinem Fall werden Daten weitergegeben, die Ihre Person erkennen lassen. Niemand kann aus den Auswertungen der Daten Rückschlüsse darauf ziehen, von welcher Person die Angaben gemacht worden sind. Weitere Informationen zum Datenschutz finden Sie hier:

https://www.gesis-gesellschaftsmonitor.de/privacy_policy.php

d. First E-Mail Reminder

Erinnerung: Ihre neue April-/Mai-Umfrage 2017

Sehr geehrte Frau ...,

wir haben Sie kürzlich zur Teilnahme an einer neuen Befragung eingeladen und würden uns sehr freuen, wenn auch Sie teilnehmen. Über den folgenden Link können Sie direkt an der **April-/Mai-Umfrage 2017** teilnehmen:

<https://www.gesis-gesellschaftsmonitor.de/...>

Als Dankeschön für Ihre Teilnahme haben wir Ihnen bereits 5 Euro per Post zugeschickt.

Wir wünschen Ihnen viel Spaß beim Ausfüllen der Umfrage. Die Beantwortung der Fragen wird etwa 20 Minuten in Anspruch nehmen.

Bei Rückfragen erreichen Sie uns telefonisch unter 0621-1246564 oder per E-Mail an info@gesis-gesellschaftsmonitor.de. Wir freuen uns über Ihr Interesse und beantworten gerne alle Fragen.

Mit herzlichen Grüßen aus Mannheim,

Ihr GESIS GesellschaftsMonitor Team

Hinweis zum Datenschutz:

In keinem Fall werden Daten weitergegeben, die Ihre Person erkennen lassen. Niemand kann aus den Auswertungen der Daten Rückschlüsse darauf ziehen, von welcher Person die Angaben gemacht worden sind. Weitere Informationen zum Datenschutz finden Sie hier:

https://www.gesis-gesellschaftsmonitor.de/privacy_policy.php

e. Second E-Mail Reminder

Erinnerung: Ihre neue April-/Mai-Umfrage 2017

Sehr geehrte Frau ...,

wir haben Sie kürzlich zur Teilnahme an einer neuen Befragung eingeladen und würden uns sehr freuen, wenn auch Sie teilnehmen. Über den folgenden Link können Sie direkt an der **April-/Mai-Umfrage 2017** teilnehmen:

<https://www.gesis-gesellschaftsmonitor.de/...>

Als Dankeschön für Ihre Teilnahme haben wir Ihnen bereits 5 Euro per Post zugeschickt.

Bei Rückfragen erreichen Sie uns telefonisch unter 0621-1246564 oder per E-Mail an info@gesis-gesellschaftsmonitor.de. Wir freuen uns über Ihr Interesse und beantworten gerne alle Fragen.

Mit herzlichen Grüßen aus Mannheim,

Ihr GESIS GesellschaftsMonitor Team

Hinweis zum Datenschutz:

In keinem Fall werden Daten weitergegeben, die Ihre Person erkennen lassen. Niemand kann aus den Auswertungen der Daten Rückschlüsse darauf ziehen, von welcher Person die Angaben gemacht worden sind. Weitere Informationen zum Datenschutz finden Sie hier:

https://www.gesis-gesellschaftsmonitor.de/privacy_policy.php

Bibliography

- Bosnjak, M., Dannwolf, T., Enderle, T., Schaurer, I., Struminskaya, B., Tanner, A., & Weyandt, K. W. (2017). Establishing an Open Probability-Based Mixed-Mode Panel of the General Population in Germany: The GESIS Panel. *Social Science Computer Review*, 089443931769794. <https://doi.org/10.1177/0894439317697949>
- Callegaro, M., & DiSogra, C. (2008). Computing Response Metrics for Online Panels. *Public Opinion Quarterly*, 72(5), 1008–1032. <https://doi.org/10.1093/poq/nfn065>
- Center for History and New Media. (n.d.). Schnelleinstieg. Retrieved from http://zotero.org/support/quick_start_guide
- DiSogra, C., & Callegaro, M. (2016). Metrics and Design Tool for Building and Evaluating Probability-Based Online Panels. *Social Science Computer Review*, 34(1), 26–40. <https://doi.org/10.1177/0894439315573925>
- The American Association for Public Opinion Research. 2011. Standard Definitions: Final Dispositions of Case Codes and Outcome Rates for Surveys. 7 th edition. AAPOR.