

gesis

Leibniz-Institut
für Sozialwissenschaften

GESIS Panel Wave Report

Wave ef

Katharina Schmidt & David Bretschi

September 2018

Content

Part I: About the GESIS Panel.....	4
1. General Overview	4
2. Data Collection Waves.....	4
2.1 Data Collection.....	4
2.2 Waves	5
3. Access to Data and Documentation	6
4. Bibliographic Citation and Notification of Publications.....	7
4.1 Bibliographic Citation.....	7
4.2 Notification of Publications	8
5. GESIS Panel Team.....	8
5.1 Core Team Members.....	8
5.2 Quality Assurance Board Members	8
6. Acknowledgements.....	9
Part II: Wave ef (December 2017/ January 2018)	10
1. Wave Preparation.....	10
1.1 Responsible GESIS Panel Team Members.....	10
1.2 Basic Information.....	10
1.3 Fielded Studies and Questionnaire Composition	10
1.4 Paradata	11
2. Fielding and Outcome Rates.....	11
2.1 Fielding Phase.....	11
2.2 Outcome Rates	13
3. Post-Processing.....	17
3.1 Data Cleaning and Quality Control.....	17
3.2 Handling of Ambiguous Cases in the Paper Questionnaire	17
3.3 Generated Variables	17
3.4 Variables not Available in the Standard Edition	18
Appendix	18
I. Field Phase	18
II. Documents.....	21
a. Invitation Letter for Offline Participants sent by Mail.....	21
b. Invitation Letter for Online Participants sent by Mail	23
c. Invitation Email	25

d. First Email Reminder	26
e. Second Email Reminder	27
References	28

Part I: About the GESIS Panel

1. General Overview

The GESIS Panel provides a probability-based mixed-mode access panel infrastructure located at GESIS Leibniz Institute for the Social Sciences in Mannheim, Germany. The project offers the social science community a unique opportunity to collect survey data from a representative sample of the German population. Submitted study proposals are evaluated based on a scientific review process.

Panel members were initially recruited in 2013 in face-to-face interviews followed by a self-administered profile survey. The mode was chosen by the participants. All participants of the profile survey are considered as members of the panel and invited to the bi-monthly regular waves. The starting cohort encompassed 4900 panelists at the beginning of 2014.

In order to compensate for panel attrition, a refreshment sample was drawn in 2016, using the General Social Survey (ALLBUS) interview as vehicle. The initial cohort encompasses German speaking respondents aged between 18 and 70 years (at the time of recruitment) and permanently residing in Germany, whereas the second cohort includes respondents from the age of 18 without upper restriction. A normalized design weight that enables the integration of the two cohorts is provided in the data set in variable z000011a. For more details, please see the methods reports of the recruitment processes and the GESIS Panel reference paper (Bosnjak et al., 2017). The recruitment cohort is indicated by the variable z000006a.

2. Data Collection Waves

2.1 Data Collection

The data collection process employs two self-administered survey modes (online and offline). Data collection and panel maintenance is administered and organized by the GESIS Panel Team.

The GESIS Panel waves take place on a bi-monthly basis, each taking about 20 minutes. About two thirds of the panelists participate online (Web-based surveys), about one third of the panelists attend the surveys by mail.

Each survey wave consists of two major parts: About 15 minutes of survey time is reserved for the submitted studies. Fielded external studies have undergone a peer-review process. The second part of each survey wave (about five minutes of survey time) is reserved for GESIS Panel Longitudinal Core Studies developed by GESIS.

One aim of the Longitudinal Core Studies is to measure frequently demanded characteristics beyond demographics, such as personality and human values, political behavior and orientations, well-being and quality-of-life, environmental attitudes and behavior, and information/communication technology usage. Moreover, a second aim of the GESIS Panel Longitudinal Core Studies is to assess and to control for data quality (i.e., different sources of survey errors) by measuring concepts such as survey participation evaluations, survey mode habits and preferences, and by including selected items from other benchmark surveys (e.g., German Microcensus, ESS, ALLBUS, ISSP).

Independently of the survey mode, all participants are invited by mail and receive an unconditional incentive of five Euros. The online version of the GESIS Panel questionnaires is implemented in the EFS Panel installation by Questback. In addition to the mail invitation, online participants receive an invitation and two reminders by email. The online data collection process is conducted by the GESIS Panel team. The field phase lasts about eight weeks.

Offline data are collected by a mail service provider. They send out all paper questionnaires one day before the start of the online field phase. No reminders are sent out in the offline mode. In-coming paper questionnaires are processed by the mail provider until one day before the start of the next wave's field phase. The data is entered manually, and all questionnaires are archived electronically.

2.2 Waves

The GESIS Panel multi-topic survey waves take place on a bi-monthly basis, each encompassing about 20 minutes starting with *wave aa* in August 2013. The first three waves in 2013 (waves *aa*, *ab*, *ac*) were part of the initial recruitment phase and therefore only include a subsample of panelists. The first wave of the GESIS Panel with the full sample is *wave ba* in February 2014.

The regular field phase lasts until the beginning of the next wave for both modes. Each wave includes four to eight different studies.

Table 1 presents an overview of all waves fielded by the GESIS Panel so far. The first column indicates the year of data collection, the second column indicates the name of the wave. Waves and studies are named after the GESIS Panel naming convention (see Codebook). Waves are signified by two letters, the first signifying the year and the second the wave of the year, both letters having the potential range from a to z.

The third column indicates the studies that were fielded in the respective wave. The last columns provide information on the field period as well as the number of invited panelists and the number of those that participated.

Table 1 Overview of GESIS Panel waves

Year	Wave	Studies	Field period
2013	aa	aa, ab, zq	21.08.- 20.09. ¹
	ab	ab, ac, ad, zq	16.10.- 10.12.
	ac	ab, ae, af, zq	11.12.- 19.02.
2014	ba	zb, ag, ah, ai, zq	27.02.- 15.04.
	bb	zc, aj, ak, al, ai, zq	16.04.- 17.06.
	bc	zd, aj, am, an, zq	18.06.- 12.08.
	bd	ze, ao, ap, an, zq	13.08.- 14.10.
	be	zf, zg, zh, aq, an, zq	15.10.- 16.12.
	bf	zi, zh, am, ar, zq	17.12.- 17.02.
2015	ca	zb, at, av, ar, zq	18.02.- 14.04.
	cb	zc, as, aq, aw, zq	15.04.- 16.06.
	cc	zd, zc, ax, ay, aw, zq	17.06.- 11.08.
	cd	ze, as, av, az, aw, zq	12.08.- 13.10.
	ce	zf, zg, zh, as, az, zy, aw, zq	14.10.- 15.12.
	cf	zi, ba, zh, bb, zy, aw, zq	16.12.- 16.02.
2016	da	zb, at, bc, av, be, zy, bf, aw, zq	17.02.- 19.04.
	db	zc, bg, bh, zy, bd, aw, zq	20.04.- 14.06.
	dc	zd, ax, bi, bj, zy, aw, zq	15.06.- 16.08.
	dd	ze, ac, bk, bg, az, aw, zq	17.08.- 18.10.
	de	zf, zg, zh, bd, bh, bl, aw, zq	19.10.- 13.12.
	df	zi, zh, bn, bo, aw, zq	14.12.- 14.02.
2017	ea	zb, at, bp, bk, zj, zy, zz, aw, zq	15.02.- 18.04.
	eb	zc, bd, bh, bm, aw, zq	19.04.- 13.06.
	ec	zd, bq, br, bo, zj, zy, zq	14.06.- 15.08.
	ed	ze, zh, zt, zy, bt, bs, zq	16.08.- 17.10.
	ed	zc quick poll – voting intention	12.09.- 23.09.
	ef	zf, zg, zh, bu, bd, zy, zq	18.10.- 12.12.
	ef	zh, zi, bo, aj, zj, zq	13.12.- 13.02.

¹ In contrast to all other waves, the field period of the online part (21.08.2013-14.10.2013) in *wave aa* differed from the field period of the mail part.

3. Access to Data and Documentation

The scientific use file of the GESIS Panel is accessible for scientific purposes via the [GESIS Data Archive in Cologne](#). Along with the dataset, all documents are stored centrally in the data catalog. The wave documentation comprises the wave reports, the questionnaires and a codebook that documents all variables in the dataset. Additional documents that document the recruitment in 2013 and 2016 and further descriptions of the data are also available.

It is intended to publish an updated edition of the master dataset that includes new data from the last wave as well as revisions from previous waves every second month. The revisions of earlier data releases are documented in the [errata document](#) that is accessible in the study entry of the GESIS Panel GESIS Data Archive. In general, data will be accessible about two months after the end of the field period.

We provide two editions of this master dataset: a scientific use file accessible for research purposes (GESIS Panel Standard Edition: ZA5665) and a secure scientific use file that is only available for on-site use at the Secure Data Center in Cologne (GESIS Panel Extended Edition: ZA5664). To access the scientific use file, users have to [register](#) with the data catalog of the Data Archive and apply for access to the GESIS Panel dataset. Researchers then need to sign a user contract. Upon approval of the data use request, the data archive will provide researchers with access to the current scientific use file via secure FTP-download.

The integration of the second cohort and the increase of waves made a reorganization of the data set necessary. Initially, the GESIS Panel data were provided as one incremental increasing data set that contained all respondents and all waves. With the integration of the second cohort in the data release of *wave ec*, the data set will be delivered separated by years and cohorts. For a comprehensive overview of the structure of the GESIS Panel data, please refer to GESIS Panel Data manual.

4. Bibliographic Citation and Notification of Publications

4.1 Bibliographic Citation

Each new data release has its own DOI. Although each release may include changes to older waves, replicability is guaranteed since every variable remains in the dataset and new editions of variables are added as new variables. We ask users to always pay attention that they use the correct DOI of the dataset they used for publications.

Researchers are required to cite the dataset they use in publications with the correct ZA version number and DOI as follows.

German:

GESIS (2018): GESIS Panel Erweiterte Edition. GESIS Datenarchiv, Köln. ZA5664 Datenfile Version 25.0.0, doi: 10.4232/1.13060

GESIS (2018): GESIS Panel Standard Edition. GESIS Datenarchiv, Köln. ZA5665 Datenfile Version 25.0.0, doi: 10.4232/1.13061

English:

GESIS (2018): GESIS Panel Extended Edition. GESIS Data Archive, Cologne. ZA5664 Datafile Version 25.0.0, doi: 10.4232/1.13060

GESIS (2018): GESIS Panel Standard Edition. GESIS Data Archive, Cologne. ZA5665 Datafile Version 25.0.0, doi: 10.4232/1.13061

Additionally, please refer to the GESIS Panel reference paper in publications that are based on the GESIS Panel dataset:

Bosnjak, M., Dannwolf, T., Enderle, T., Schauer, I., Struminskaya, B., Tanner, A., & Weyandt K. W. (2017). Establishing an open probability-based mixed-mode panel of the general population in Germany: The GESIS Panel. *Social Science Computer Review*, 36(1). <https://doi.org/10.1177/0894439317697949>

4.2 Notification of Publications

To get an overview of the actual usage of our data, researchers using the GESIS Panel data in their publication are asked to send a notification including bibliographic information and the data set's DOI to info@gesis-panel.de. In accordance with our user contract, we ask researchers to provide us with an electronic or paper copy of their publications. Publications that use GESIS Panel data are included in the official GESIS Panel bibliography on our homepage.

5. GESIS Panel Team

5.1 Core Team Members

Table 2 provides an overview of the active members of the GESIS Panel project.

Table 2 Members of the Team GESIS Panel

Team Leader	Bernd Weiß
Survey Project Management	David Bretschi Isabella Minderop Katharina Schmidt Mirjan Schulz
Survey Statistics and Data Quality Management	Jan-Phillip Kolb Ines Schaurer Kai Weyandt
Panel Management	Gabriele Wahlig
Software Adjustment and Maintenance	Kai Böge

5.2 Quality Assurance Board Members

The members of the GESIS Panel Scientific Quality Assurance Board are Prof. Dr. Jörg Blasius (University of Bonn), Prof. Dr. Annelies Blom (University of Mannheim), , Dr. Mario Callegaro, Prof. Dr. Mick Couper (University of Michigan), Prof. Dr. Marcel Das (CentERdata and Tilburg University), Prof. Dr. Don Dillman (Washington State University), Prof Dr. Marek Fuchs (Technical University Darmstadt), Prof. Dr. Arie Kapteyn (University of Southern California), Prof. Dr. Jon Krosnick (Stanford University), Prof. Dr. Peter Lynn (University of Essex), Prof. Dr. Norbert Schwarz (University of Southern California), Ass.-Prof. Dr. Bella Struminskaya (Utrecht University) and Ass.-Prof. Dr. Vera Toepoel (Utrecht University).

6. Acknowledgements

The GESIS Panel thanks the researchers submitting proposals to and fielding studies in the GESIS Panel. We are very grateful to the many anonymous reviewers that provide valuable feedback to the submitted studies.

Part II: Wave ef (December 2017/ January 2018)

1. Wave Preparation

1.1 Responsible GESIS Panel Team Members

Survey project management: Katharina Schmidt, David Bretsch

Data management: Jan-Philipp Kolb, Ines Schaurer

Data archiving: Jan-Philipp Kolb, Ines Schaurer

Panel management: Gabriele Wahlig

1.2 Basic Information

Wave ef is the 24th regular panel wave of the GESIS Panel. Overall, 4609 active panelists were invited to participate in *wave ef*. 3189 panelists are part of the first cohort that was recruited in 2013, 1420 panelists are part of the second cohort that was recruited in 2016.

All participants were invited by mail and received an unconditional incentive of five Euros. Online participants received an email invitation in addition.

1.3 Fielded Studies and Questionnaire Composition

Wave ef consisted of five studies that are listed in Table 3. The listed order in the table reflects the order in the questionnaire. For a detailed description of the respective studies, please refer to the study description, the online and offline questionnaire documentation, and the codebook that can be accessed via the study entry in the [GESIS Data Archive](#).

Study zj contains an experiment. The experimental group is indicated by the variable *efzj144a*.

Within *study zq* the online and offline questionnaires differ with respect to two questions: Online respondents were asked about the electronic device they used to fill in the questionnaire (variables *efzq014a* and *efzq015a*). Offline respondents were asked on which date they filled in the questionnaire (variables *efzq017a* and *efzq018a*).

Table 3 Overview of GESIS Panel Studies in Wave ef

Study	Waves	Authors	Title
zi	Core study	Bella Struminskaya, Michael Bosnjak, Peter Lugtig, Vera Toepoel & Edith de Leeuw	Panel survey participation evaluation & mode preferences
zh	Core study	Dr. Tanja Dannwolf, Dr. Silke Schneider, Dr. Ines Schaurer	GESIS Panel Longitudinal Core Study Module –Annual Update of Socio-Demography
bo	df, ec, ef	Michael Blohm, Jessica Walter, Martina Wasmer	ALLBUS time series in short time intervals
aj	bb, bc, ef	Hermann Schmitt, Sebastian Popa	Elections in the European Union
zj	ea, ec, ef	Ulrich Wagner, Patrick Kotzur, Simon Greipl, Peter Schmidt, Steffen Pöttschke	Attitudes towards refugees scale

1.4 Paradata

Paradata can be easily identified in the dataset by the third and fourth digit in the variable name. The letters "zr" indicate information on relative time stamps, collected by the online survey software, "zs" indicate client-side paradata, and "zp" are additional paradata collected by the online software. In general, more paradata are available for respondents of the online mode.

For the online mode, relative time stamps (variables efzr001a to efzr070a) for each page are available. These time variables report the time difference in seconds between pressing the forward button of the respective page and the absolute time stamp. The absolute time stamp variable (efzp207a) signifies the time in seconds which is past since 1.1.1970 when loading the first page of the survey.

The connected page id is mentioned in the label. The page id for each question can be found in the codebook or on the screenshots of the online questionnaire. For technical details about the logic of the provided time stamp variables please see the EFS manual.

In *wave ef*, several client-side based paradata are collected in page-based string variables (efzs001a to efzs070a). The connected page id is mentioned in the label. The page id for each question can be found in the codebook or on the screenshots of the online questionnaire.

For detailed information, please see the separate paradata documentation (ZA5664-65_Online-Paradata.pdf).

2. Fielding and Outcome Rates

2.1 Fielding Phase

The invitation was sent out by mail on 12 December 2017 for all respondents (online and offline). The invitation letter included an unconditional incentive of five Euros. The letter for the offline respondents additionally included the paper questionnaire. Online respondents additionally received an invitation by email on 13 December 2017. The fieldwork for *wave ef* ended on 13 February 2018.

Overall, 4609 active members of the GESIS Panel were invited, 3189 are members of the first recruitment cohort, and 1420 are members of the second recruitment cohort. 1525 respondents were invited in the offline mode and 3084 in the online mode. The online participants who have not participated in the survey received two reminders on 21 December 2017 and 11 January 2018. The respondents invited in the offline mode did not receive any reminder letters. The text of the invitation letters (online and offline) and the email reminder can be found in the Appendix.

Figure 1 shows the cumulative participation over the field period. Figure 2 gives insights into the daily return of online and paper questionnaires. A detailed table can be found in the Appendix (see Table 6).

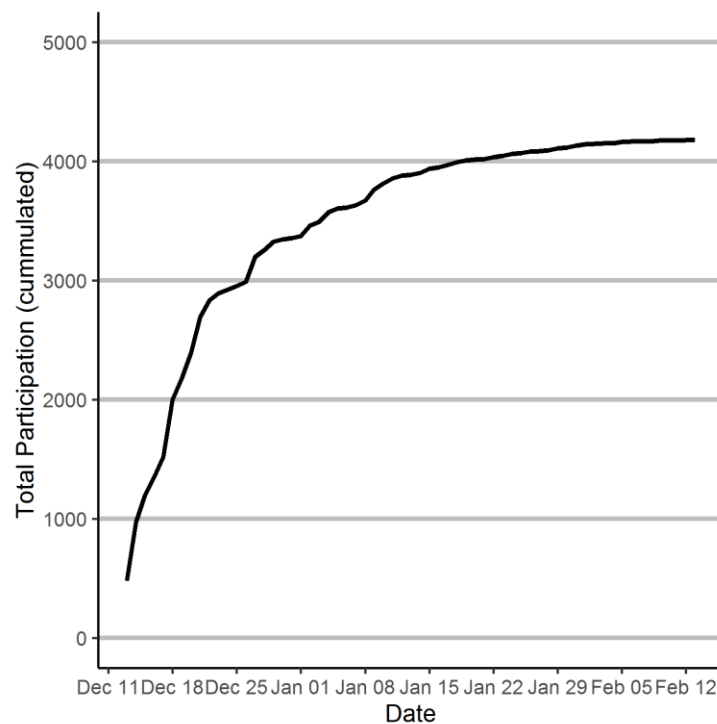


Figure 1 Cumulative participation of the GESIS Panel (wave ef, fielding period 13 December 2017 to 13 February 2018)

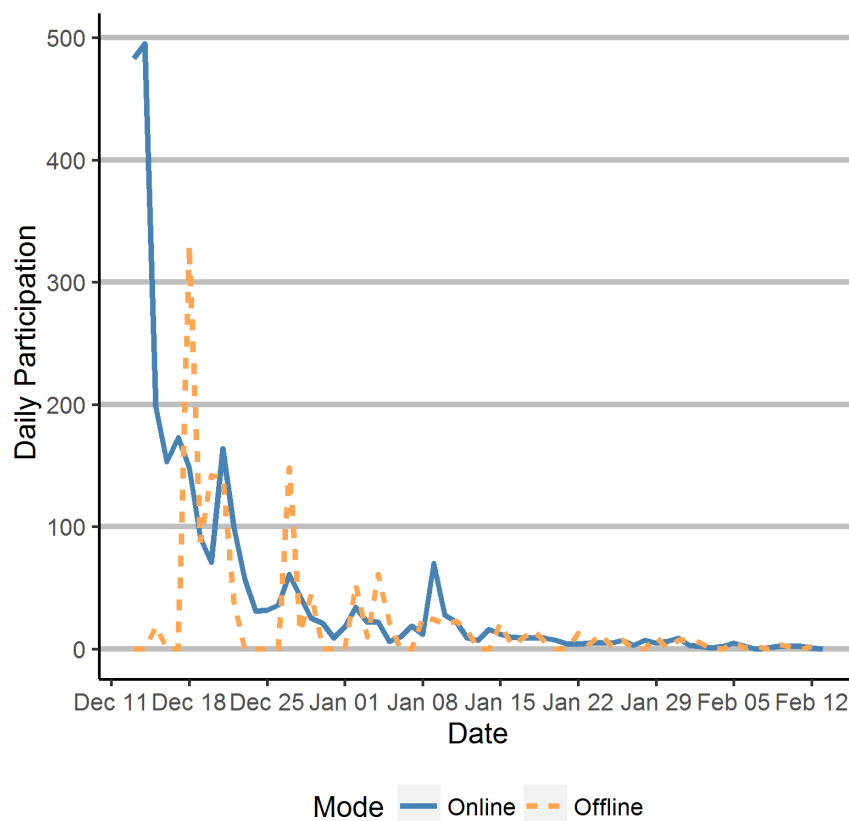


Figure 2 Daily return of questionnaires by mode of the GESIS Panel (wave ef, fielding period 13 December 2017 to 13 February 2018)

2.2 Outcome Rates

The response rates calculation for the recruitment process of the GESIS Panel are based on Final Disposition Codes for In-Person Household Surveys (American Association for Public Opinion Research, 2011) and are adapted for register-based samples in Germany.

The response metrics are presented separately for the two recruitment cohorts. GP2013 indicates the first cohort that was recruited in 2013, GP2016 indicates the second cohort that was recruited in 2016.

The completion rate (COMR) is the proportion of those who completed or partially completed the survey over eligible panel members who were invited to the survey. All active panel members are eligible for the wave. Active panel members are those who do not sign off from the panel. The eligibility for the wave surveys is defined as the returned profile questionnaire: All invited panelists who returned the profile questionnaire and did not sign off from the panel afterwards, were invited to the wave. The completion rate is computed separately for two modes and as an overall rate with counting the response to the mode the respondent was originally invited to.

$$\text{Completion Rate COMR} = \frac{\text{Interview+Partial}}{\text{Interview+Partial+Refusal+Noncontact+Other}}$$

	GP2013	GP2016
Overall COMR	$(2853+59)/(2853+59+20+6+251) = 91.31\%$	$(1228+20)/(1228+20+3+7+162) = 87.89\%$
COMR Online	$(1953+34)/(1953+34+7+0+164) = 92.08\%$	$(818+10)/(818+10+1+0+97) = 89.42\%$
COMR Offline	$(900+25)/(900+25+13+6+87) = 89.72\%$	$(410+10)/(410+10+2+7+65) = 85.02\%$

The absorption rate indicates the quality of address lists of active panel members. This estimate is a proportion of non-contacts among the active panelists.

$$\text{Absorption Rate} = \frac{\text{Invitations Sent} - \text{Undeliverable Invitations}}{\text{Invitations Sent}}$$

	GP2013	GP2016
Overall Absorption Rate	$(3189-6)/3189 = 99.81\%$	$(1420-7)/1420 = 99.51\%$
Absorption Rate Online	$(2158-0)/2158 = 100.00\%$	$(926-0)/926 = 100.00\%$
Absorption Rate Offline	$(1031-6)/1031 = 99.42\%$	$(494-7)/494 = 98.58\%$

The cumulative response rate 1 (CUMR1) is obtained by multiplication of the recruitment rate, profile rate, and the completion rate for each wave. For detailed information about the calculation of the recruitment rate and the profile rate see the recruitment reports of the respective cohorts.

Cumulative Response Rate 1 (CUMR1)=RECR×PROR×COMR

	GP2013	GP2016
Overall CUMR1 Wave ef	$0.2898 \times 0.7942 \times 0.9131 = 21.02\%$	$0.2022 \times 0.8051 \times 0.8789 = 14.31\%$
CUMR1 Wave ef Online	$0.2898 \times 0.7878 \times 0.9208 = 21.02\%$	$0.2022 \times 0.8059 \times 0.8942 = 14.57\%$
CUMR1 Wave ef Offline	$0.2898 \times 0.8067 \times 0.8972 = 20.98\%$	$0.2022 \times 0.8036 \times 0.8502 = 13.81\%$

The cumulative response rate 2 (CUMR2) takes the retention rate (RETR) into account, that is, the number of active panel members at the time of this wave out of all active panel members (i.e., the panelists who returned the profile survey). It is advisable to report this indicator when using the data from a single wave.

$$\text{Retention Rate} = \frac{\text{Overall Active Panel@Wave}}{\text{Overall Active Panel@Profile Survey}}$$

	GP2013	GP2016
Retention Rate	$3189/4938 = 64.58\%$	$1420/1710 = 83.04\%$
Retention Rate Online	$2158/3068 = 70.34\%$	$926/1095 = 84.57\%$
Retention Rate Offline	$1031/1870 = 55.13\%$	$494/615 = 80.33\%$

Cumulative Response Rate 2 (CUMR2)=RECR×PROR×COMR×RETR

	GP2013	GP2016
Overall CUMR2 Wave ef	$0.2898 \times 0.7942 \times 0.9131 \times 0.6458 = 13.58\%$	$0.2022 \times 0.8051 \times 0.8789 \times 0.8304 = 11.88\%$
CUMR2 Wave ef Online	$0.2898 \times 0.7878 \times 0.9208 \times 0.7034 = 14.79\%$	$0.2022 \times 0.8059 \times 0.8942 \times 0.8457 = 12.32\%$
CUMR2 Wave ef Offline	$0.2898 \times 0.8067 \times 0.8972 \times 0.5513 = 11.57\%$	$0.2022 \times 0.8036 \times 0.8502 \times 0.8033 = 11.10\%$

The break-off rate is a proportion of those who answered less than 50% of the substantial questions over those who started the interview (answered at least one question).

$$\text{Break-Off rate} = \frac{\text{Break-Off}}{\text{Interview+Partial+Break-Off}}$$

	GP2013	GP2016
Break-Off rate	$14/(2853+59+14) = 0.48\%$	$2/(1228+20+2) = 0.16\%$
Break-off rate Online	$4/(1953+34+4) = 0.20\%$	$1/(818+10+1) = 0.12\%$
Break-off rate Offline	$10/(900+25+10) = 1.07\%$	$1/(410+10+1) = 0.24\%$

The attrition rate in this wave report is defined as the proportion of the panel members who drop out between the profile survey that was the first self-administered survey of the GESIS Panel and the current wave. According to the definition of the active panel (returned the questionnaire of the profile survey), the active panel after the profile survey was 4938 panel members. During the recruitment phase, 50 panel members have signed off from the panel.

Attrition can occur voluntarily and involuntarily (DiSogra and Callegaro, 2016). In the GESIS Panel, voluntary attrition is a result of panel members contacting the GESIS Panel and requesting to be removed from the panel. Cases in which inability to participate due to health reasons or death of a panel member were communicated to the GESIS Panel by other persons (such as panel members' relatives) were treated as voluntarily attrition and removed from the panel.

If panel members do not respond to three consecutive waves or cannot be reached for three consecutive waves, they are excluded from the GESIS Panel (involuntary attrition). Removal of panel members due to prolonged nonresponse or prolonged noncontact was done before wave bd for the first time and is done before each wave. The attrition rate reported below includes cases for which a request has been made to be removed as well as cases removed by the GESIS Panel.

$$\text{Attrition rate} = \frac{\text{Overall Active Panel@Welcome Survey} - \text{Overall Active Panel@Wave}}{\text{Overall Active Panel@Profile Survey}}$$

	GP2013	GP2016
Attrition rate	$(4938-3189)/4938 = 35.42\%$	$(1710-1420)/1710 = 16.96\%$

3. Post-Processing

In this section, we provide a brief overview of measures of data cleaning and quality control (see section 3.1) and peculiarities of the paper mode (section 3.2.). In section 3.3, variables that are generated in the process of data preparation are listed. Section 3.4 provides an overview of variables that are exclusively available in the Extended Edition of the data set.

3.1 Data Cleaning and Quality Control

During the data preparation process, the data undergo several steps of data preparation and validation. The recoding is in line with the GESIS Panel missing value scheme. The GESIS Panel disseminates the data in a quite raw format. This means the data are not validated with respect to previous statements of the respondents within the questionnaire (e.g., filter questions) or within data collection waves (e.g., differences in demographic variables). Usually, this becomes apparent in the offline mode, where respondents can ignore routing and fill in filtered questions anyway.

Due to data privacy, specific variables undergo an anonymization process and are either categorized (see 3.3) or are only accessible in the GESIS Panel Extended Edition (see 3.4). This is primarily the case for demographic variables but also relates to sensitive topics as well as spatial information.

The panel itself is subject to cleaning processes. Panelists are removed from the panel after three subsequent waves of non-response or non-contact.

3.2 Handling of Ambiguous Cases in the Paper Questionnaire

Variable *efza002a* indicates the mode in which a respondent answered the questionnaire. In general, paper questionnaires offer less guidance to respondents on how to answer a question than online questionnaires. This might even cause questions to be answered in an unintended manner. The paper questionnaires are entered manually by a field institute. Any problems and unclear responses are marked by the person entering the data and marked as -111. The main incidences are cases in which the person entering the data was uncertain of how to interpret the information provided by the respondent in the questionnaire. Examples are multiple answers where only one answer is allowed, crosses between checkboxes, and answers that are crossed-out.

In contrast to previous wave publications recoding of the ambiguous cases has not been done since wave *cf*.

3.3 Generated Variables

Table 4 lists the variable that was generated in the process of data preparation. In *wave ef* one variable had to be generated due to privacy reasons. The text responses with comments about the questionnaire in variable *efzq016a* are not published. Only a variable indicating whether the respondent left comments on the survey or not (*efzq016b*) is published. Generated variables that are published in a later release of the data set are listed in the errata document that is accessible in the study entry of the [GESIS Panel in the GESIS Data Archive](#).

Table 4 Overview of Generated Variables in Wave ef

Variable	Variable Label	Reason
efzh040b	Anderer beruflichen Abschluss - offen	Data protection
efzh043b	Anderer Abschluss - offen	Data protection
efzq016b	Comment, dichotomous	Data protection: The text responses are not published but only a variable indicating whether the respondent left comments on the survey.

3.4 Variables not Available in the Standard Edition

In order to secure the anonymity of the panel members, not all variables are available in the standard edition as they were collected. Answers to open-ended questions, for instance, are not included in the Standard Edition. They are available in the Extended Edition. Table 5 gives an overview on the variables that are additionally available in the Extended Edition.

Table 5 Overview of Variables only Available in the Extended Edition

Variable	Variable Label	Reason
efzi010a	Wichtigster Grund Umfrageteilnahme	Data protection
efzi011a	Zweitwichtigster Grund Umfrageteilnahme	Data protection
efzi012a	Drittwichtigster Grund Umfrageteilnahme	Data protection
efzh032a	Geburtsjahr – offen	Data protection
efzh046a	Haushaltsgröße, mehr als eine Person - offen	Data protection
efzh048a	Anzahl Kinder unter 16 Jahren - offen	Data protection
efaj085a	Parteiidentifikation - offen	Data protection
efaj089a	Wahlentscheidung Europawahl Recall: Andere – offen	Data protection
efzp209a	Javascript version	Data protection
efzp210a	Flash version	Data protection

Appendix

I. Field Phase

Table 6 Daily returns by mode





Date	Online No.	Offline % (cum.)	Total No.	Date	Online No.	Offline % (cum.)
2017-12-13	483	17.11	0	0.00	483	11.56
2017-12-14	495	34.64	0	0.00	495	23.40
2017-12-15	198	41.66	19	1.40	217	28.59
2017-12-16	153	47.08	0	1.40	153	32.25

Date	Online No.	Offline % (cum.)	Total No.	Date	Online No.	Offline % (cum.)
2017-12-17	173	53.21	0	1.40	173	36.39
2017-12-18	148	58.45	330	25.72	478	47.82
2017-12-19	91	61.67	87	32.13	178	52.08
2017-12-20	71	64.19	142	42.59	213	57.18
2017-12-21	164	70.00	140	52.91	304	64.45
2017-12-22	100	73.54	39	55.78	139	67.78
2017-12-23	57	75.56	0	55.78	57	69.14
2017-12-24	31	76.66	0	55.78	31	69.88
2017-12-25	32	77.79	0	55.78	32	70.65
2017-12-26	36	79.06	0	55.78	36	71.51
2017-12-27	61	81.23	148	66.69	209	76.51
2017-12-28	43	82.75	14	67.72	57	77.87
2017-12-29	25	83.63	45	71.04	70	79.55
2017-12-30	21	84.38	0	71.04	21	80.05
2017-12-31	9	84.70	0	71.04	9	80.26
2018-01-01	18	85.33	0	71.04	18	80.69
2018-01-02	34	86.54	53	74.94	87	82.78
2018-01-03	22	87.32	10	75.68	32	83.54
2018-01-04	22	88.10	61	80.18	83	85.53
2018-01-05	6	88.31	22	81.80	28	86.20
2018-01-06	10	88.66	0	81.80	10	86.44
2018-01-07	19	89.34	0	81.80	19	86.89
2018-01-08	12	89.76	26	83.71	38	87.80
2018-01-09	70	92.24	24	85.48	94	90.05
2018-01-10	28	93.23	20	86.96	48	91.20
2018-01-11	22	94.01	23	88.65	45	92.27
2018-01-12	9	94.33	15	89.76	24	92.85
2018-01-13	7	94.58	0	89.76	7	93.01
2018-01-14	16	95.15	0	89.76	16	93.40
2018-01-15	12	95.57	21	91.30	33	94.19
2018-01-16	10	95.93	3	91.53	13	94.50
2018-01-17	9	96.25	9	92.19	18	94.93
2018-01-18	9	96.56	15	93.29	24	95.50
2018-01-19	9	96.88	6	93.74	15	95.86
2018-01-20	7	97.13	0	93.74	7	96.03
2018-01-21	4	97.27	0	93.74	4	96.12
2018-01-22	4	97.41	13	94.69	17	96.53

Date	Online No.	Offline % (cum.)	Total No.	Date	Online No.	Offline % (cum.)
2018-01-23	5	97.59	4	94.99	9	96.75
2018-01-24	5	97.77	12	95.87	17	97.15
2018-01-25	5	97.95	2	96.02	7	97.32
2018-01-26	7	98.19	7	96.54	14	97.66
2018-01-27	3	98.30	0	96.54	3	97.73
2018-01-28	7	98.55	0	96.54	7	97.89
2018-01-29	5	98.72	10	97.27	15	98.25
2018-01-30	6	98.94	1	97.35	7	98.42
2018-01-31	9	99.26	7	97.86	16	98.80
2018-02-01	3	99.36	8	98.45	11	99.07
2018-02-02	2	99.43	5	98.82	7	99.23
2018-02-03	1	99.47	0	98.82	1	99.26
2018-02-04	2	99.54	0	98.82	2	99.31
2018-02-05	5	99.72	5	99.19	10	99.55
2018-02-06	2	99.79	1	99.26	3	99.62
2018-02-07	0	99.79	2	99.41	2	99.67
2018-02-08	1	99.82	0	99.41	1	99.69
2018-02-09	2	99.89	4	99.71	6	99.83
2018-02-11	2	99.96	0	99.71	2	99.88
2018-02-12	1	100.00	2	99.85	3	99.95
2018-02-13	0	100.00	2	100.00	2	100.00

II. Documents

a. Invitation Letter for Offline Participants sent by Mail

GESIS • Postfach 10 28 36 • 68028 Mannheim	GESIS GesellschaftsMonitor Postfach 10 28 36 68028 Mannheim Telefon 0621 – 1246 – 564 Telefax 0621 – 1246 – 577 www.gesis-gesellschaftsmonitor.de	
		
Mannheim, 12. Dezember 2017		
Einladung zu unserer Dezember-/Januar-Umfrage		
Sehr geehrter Herr  ,		
herzlichen Dank für Ihre Teilnahme am GESIS GesellschaftsMonitor. Heute möchten wir Sie gerne einladen, an unserer aktuellen Dezember-/Januar-Umfrage teilzunehmen. Die Beantwortung der Fragen wird etwa 20 Minuten in Anspruch nehmen. Bitte schicken Sie uns den ausgefüllten Fragebogen wieder mit dem beiliegenden frankierten Rückumschlag zu.		
Wir wünschen Ihnen viel Spaß beim Ausfüllen der Umfrage. Als Dankeschön für Ihre Teilnahme haben wir Ihnen in diesem Schreiben wieder 5 Euro beigelegt.		
Hat sich Ihre Adresse geändert oder ziehen Sie in Kürze um? Bei Adressänderungen oder sonstigen Rückfragen erreichen Sie uns telefonisch zu den üblichen Bürozeiten unter 0621-1246564 oder per E-Mail an info@gesis-gesellschaftsmonitor.de . Wir freuen uns über Ihr Interesse und beantworten gerne alle Fragen.		
Mit freundlichen Grüßen		
		
Dr. Bernd Weiß und das gesamte Projektteam		
P.S.: Informationen zum Datenschutz finden Sie auf der Rückseite dieses Briefes.		
GESIS e.V. Vereinsregister Amtsgericht Mannheim Registernummer VR 1449 Steuer-Nr. 38145/01607 USt-Id.Nr. DE814839735	BW-Bank Stuttgart BIZ 600 501 01 Konto-Nr. 749 650 43 33 BIC/SWIFT-Code SOLADEST600 IBAN DE31 6005 0101 7496 5043 33	GESIS e.V. ist Mitglied der Leibniz-Gemeinschaft Präsident und Vorstand Prof. Dr. Christof Wolf Postfach 12 21 55 68072 Mannheim 

Erklärung zum Datenschutz und zur absoluten Vertraulichkeit Ihrer Angaben bei dem GESIS GesellschaftsMonitor

GESIS - Leibniz-Institut für Sozialwissenschaften arbeitet nach den Vorschriften des Bundesdatenschutzgesetzes (BDSG) und allen anderen anwendbaren datenschutzrechtlichen Bestimmungen.

Das gilt auch für die Wiederholungsbefragungen beim GESIS GesellschaftsMonitor, wo es wichtig ist, mehrere Befragungen mit derselben Person durchzuführen und die statistische Auswertung so vorzunehmen, dass die Angaben aus mehreren Befragungen durch eine Code-Nummer miteinander verknüpft werden. Auch hier gilt:

Es gibt keine Weitergabe von Daten, die Ihre Person erkennen lassen.

Die Ergebnisse werden - genauso wie bei Einmalbefragungen - ausschließlich **in anonymisierter Form** dargestellt. Das bedeutet: Niemand kann aus den Ergebnissen erkennen, von welcher Person die Angaben gemacht worden sind.

Die Teilnahme am GESIS GesellschaftsMonitor ist freiwillig. Erhaltene Aufwandsentschädigungen sind keine Bezahlung, sondern ein Dankeschön für die gegebene Unterstützung der wissenschaftlichen Forschung. Sie gehen damit keine Verpflichtung für weitere Befragungen ein. Die Beendigung bzw. das Abbrechen der Teilnahme ist jederzeit möglich und mit keinen Nachteilen verbunden. Um nicht mehr teilzunehmen, bedarf es keiner Kündigung.

Nach der Teilnahme an einer Befragung werden die Antworten in einer Datenbank gespeichert und zwar getrennt von den personenbezogenen Daten. Die Ergebnisse der Studie werden dann zu Forschungszwecken beispielsweise in Tabellen und Grafiken zusammengefasst. Das heißt, niemand erfährt, welche Antworten Sie persönlich gegeben haben.





Da es sich beim GESIS GesellschaftsMonitor um mehrere Befragungen handelt (Wiederholungsbefragungen), werden Befragungen durch eine Code-Nummer miteinander verknüpft. Ergebnisse werden nur in anonymisierter Form dargestellt. Niemand kann aus den Ergebnissen erkennen, von welcher Person die Angaben gemacht worden sind.

Für die Einhaltung der Datenschutzbestimmungen ist verantwortlich:
GESIS - Leibniz-Institut für Sozialwissenschaften
Quadrat B2, 1
68159 Mannheim

Institutsleitung (Präsident): Prof. Dr. Christof Wolf

Betrieblicher Datenschutzbeauftragter: Herr RA Harald Eul
E-Mail: datenschutz@gesis.org

b. Invitation Letter for Online Participants sent by Mail

GESIS • Postfach 10 28 36 • 68028 Mannheim	GESIS GesellschaftsMonitor Postfach 10 28 36 68028 Mannheim Telefon 0621 - 1246 - 564 Telefax 0621 - 1246 - 577 www.gesis-gesellschaftsmonitor.de	
		
Mannheim, 12. Dezember 2017		
Einladung zu unserer Dezember-/Januar-Umfrage		
Sehr geehrter Herr  ,		
herzlichen Dank für Ihre Teilnahme am GESIS GesellschaftsMonitor. Heute möchten wir Sie gerne einladen, an unserer aktuellen Dezember-/Januar-Umfrage teilzunehmen. Die Beantwortung der Fragen wird etwa 20 Minuten in Anspruch nehmen.		
Wir wünschen Ihnen viel Spaß beim Ausfüllen der Umfrage. Als Dankeschön für Ihre Teilnahme haben wir Ihnen in diesem Schreiben wieder 5 Euro beigelegt.		
Den Link zur aktuellen Umfrage erhalten Sie in den nächsten Tagen wie gewohnt per E-Mail. Sie können die Umfrage aber auch manuell starten, indem Sie sich auf unserer Homepage www.gesis-gesellschaftsmonitor.de mit Ihren persönlichen Zugangsdaten anmelden.		
Hat sich Ihre Adresse geändert oder ziehen Sie in Kürze um? Sie können Ihre Adresse online in Ihrem persönlichen Mitgliedsbereich ändern. Bei Adressänderungen oder sonstigen Rückfragen können Sie uns auch telefonisch zu den üblichen Bürozeiten unter 0621-1246564 oder per E-Mail an info@tesis-gesellschaftsmonitor.de kontaktieren. Wir freuen uns über Ihr Interesse und beantworten gerne alle Fragen.		
Mit freundlichen Grüßen		
		
Dr. Bernd Weiß und das gesamte Projektteam		
P.S.: Informationen zum Datenschutz finden Sie auf der Rückseite dieses Briefes.		
GESIS e.V. Vereinsregister Amtsgericht Mannheim Registernummer VR 1449 Steuer-Nr. 38145/01607 USt-Id.Nr. DE814839735	BW-Bank Stuttgart BIZ 600 501 01 Konto-Nr. 749 650 43 33 BIC/SWIFT-Code SOLADEST600 IBAN DE31 6005 0101 7496 5043 33	GESIS e.V. ist Mitglied der Leibniz-Gemeinschaft Präsident und Vorstand Prof. Dr. Christof Wolf Postfach 12 21 55 68072 Mannheim 

Erklärung zum Datenschutz und zur absoluten Vertraulichkeit Ihrer Angaben bei dem GESIS GesellschaftsMonitor

GESIS - Leibniz-Institut für Sozialwissenschaften arbeitet nach den Vorschriften des Bundesdatenschutzgesetzes (BDSG) und allen anderen anwendbaren datenschutzrechtlichen Bestimmungen.

Das gilt auch für die Wiederholungsbefragungen beim GESIS GesellschaftsMonitor, wo es wichtig ist, mehrere Befragungen mit derselben Person durchzuführen und die statistische Auswertung so vorzunehmen, dass die Angaben aus mehreren Befragungen durch eine Code-Nummer miteinander verknüpft werden. Auch hier gilt:

Es gibt keine Weitergabe von Daten, die Ihre Person erkennen lassen.

Die Ergebnisse werden - genauso wie bei Einmalbefragungen - ausschließlich **in anonymisierter Form** dargestellt. Das bedeutet: Niemand kann aus den Ergebnissen erkennen, von welcher Person die Angaben gemacht worden sind.

Die Teilnahme am GESIS GesellschaftsMonitor ist freiwillig. Erhaltene Aufwandsentschädigungen sind keine Bezahlung, sondern ein Dankeschön für die gegebene Unterstützung der wissenschaftlichen Forschung. Sie gehen damit keine Verpflichtung für weitere Befragungen ein. Die Beendigung bzw. das Abbrechen der Teilnahme ist jederzeit möglich und mit keinen Nachteilen verbunden. Um nicht mehr teilzunehmen, bedarf es keiner Kündigung.

Nach der Teilnahme an einer Befragung werden die Antworten in einer Datenbank gespeichert und zwar getrennt von den personenbezogenen Daten. Die Ergebnisse der Studie werden dann zu Forschungszwecken beispielsweise in Tabellen und Grafiken zusammengefasst. Das heißt, niemand erfährt, welche Antworten Sie persönlich gegeben haben.

Da es sich beim GESIS GesellschaftsMonitor um mehrere Befragungen handelt (Wiederholungsbefragungen), werden Befragungen durch eine Code-Nummer miteinander verknüpft. Ergebnisse werden nur in anonymisierter Form dargestellt. Niemand kann aus den Ergebnissen erkennen, von welcher Person die Angaben gemacht worden sind.

Für die Einhaltung der Datenschutzbestimmungen ist verantwortlich:
GESIS - Leibniz-Institut für Sozialwissenschaften
Quadrat B2, 1
68159 Mannheim

Institutsleitung (Präsident): Prof. Dr. Christof Wolf

Betrieblicher Datenschutzbeauftragter: Herr RA Harald Eul
E-Mail: datenschutz@gesis.org

c. Invitation Email

Ihre neue Dezember-/Januar-Umfrage 2017/2018

Sehr geehrte Frau ...,

herzlichen Dank für Ihre Teilnahme am GESIS GesellschaftsMonitor.

Heute möchten wir Sie gerne einladen, an unserer aktuellen Befragung teilzunehmen. Über diesen Link kommen Sie direkt zu unserer neuen Dezember-/Januar-Umfrage 2017/2018:

<https://www.gesis-gesellschaftsmonitor.de/...>

Als Dankeschön für Ihre Teilnahme erhalten Sie in Kürze wieder 5 Euro per Post.

Wir wünschen Ihnen viel Spaß beim Ausfüllen der Umfrage. Die Beantwortung der Fragen wird etwa 20 Minuten in Anspruch nehmen.

Bei Rückfragen erreichen Sie uns telefonisch zu den üblichen Bürozeiten unter 0621-1246564 oder per E-Mail an info@gesis-gesellschaftsmonitor.de. Wir freuen uns über Ihr Interesse und beantworten gerne alle Fragen.

Mit herzlichen Grüßen aus Mannheim,
Ihr GESIS GesellschaftsMonitor Team

Hinweis zum Datenschutz:

In keinem Fall werden Daten weitergegeben, die Ihre Person erkennen lassen. Niemand kann aus den Auswertungen der Daten Rückschlüsse darauf ziehen, von welcher Person die Angaben gemacht worden sind. Weitere Informationen zum Datenschutz finden Sie hier:

https://www.gesis-gesellschaftsmonitor.de/privacy_policy.php

d. First Email Reminder

Erinnerung: Ihre Dezember-/Januar-Umfrage 2017/2018

Sehr geehrte Frau ...,

wir haben Sie kürzlich zur Teilnahme an einer neuen Befragung eingeladen und würden uns sehr freuen, wenn auch Sie teilnehmen. Über den folgenden Link können Sie direkt an der Dezember-/Januar-Umfrage 2017/2018 teilnehmen:

<https://www.gesis-gesellschaftsmonitor.de/...>

Als Dankeschön für Ihre Teilnahme haben wir Ihnen bereits 5 Euro per Post zugeschickt.

Wir wünschen Ihnen viel Spaß beim Ausfüllen der Umfrage. Die Beantwortung der Fragen wird etwa 20 Minuten in Anspruch nehmen.

Bei Rückfragen erreichen Sie uns telefonisch unter 0621-1246564 oder per E-Mail an info@gesis-gesellschaftsmonitor.de. Wir freuen uns über Ihr Interesse und beantworten gerne alle Fragen.

Mit herzlichen Grüßen aus Mannheim,

Ihr GESIS GesellschaftsMonitor Team

Hinweis zum Datenschutz:

In keinem Fall werden Daten weitergegeben, die Ihre Person erkennen lassen. Niemand kann aus den Auswertungen der Daten Rückschlüsse darauf ziehen, von welcher Person die Angaben gemacht worden sind. Weitere Informationen zum Datenschutz finden Sie hier:

https://www.gesis-gesellschaftsmonitor.de/privacy_policy.php

e. Second Email Reminder

Erinnerung: Ihre neue Dezember-/Januar-Umfrage 2017/2018

Sehr geehrte Frau ...,

wir haben Sie kürzlich zur Teilnahme an einer neuen Befragung eingeladen und würden uns sehr freuen, wenn auch Sie teilnehmen. Über den folgenden Link können Sie direkt an der Dezember-/Januar-Umfrage 2017/2018 teilnehmen:

<https://www.gesis-gesellschaftsmonitor.de/...>

Als Dankeschön für Ihre Teilnahme haben wir Ihnen bereits 5 Euro per Post zugeschickt.

Bei Rückfragen erreichen Sie uns telefonisch unter 0621-1246564 oder per E-Mail an info@gesis-gesellschaftsmonitor.de. Wir freuen uns über Ihr Interesse und beantworten gerne alle Fragen.

Mit herzlichen Grüßen aus Mannheim,

Ihr GESIS GesellschaftsMonitor Team

Hinweis zum Datenschutz:

In keinem Fall werden Daten weitergegeben, die Ihre Person erkennen lassen. Niemand kann aus den Auswertungen der Daten Rückschlüsse darauf ziehen, von welcher Person die Angaben gemacht worden sind. Weitere Informationen zum Datenschutz finden Sie hier:

https://www.gesis-gesellschaftsmonitor.de/privacy_policy.php

References

- American Association for Public Opinion Research. (2016). Standard Definitions: Final Dispositions of Case Codes and Outcome Rates for Surveys.
- Bosnjak, M., Dannwolf, T., Enderle, T., Schaurer, I., Struminskaya, B., Tanner, A., & Weyandt, K. W. (2017). Establishing an Open Probability-Based Mixed-Mode Panel of the General Population in Germany: The GESIS Panel. *Social Science Computer Review*, 089443931769794. <https://doi.org/10.1177/0894439317697949>
- Callegaro, M., & DiSogra, C. (2008). Computing Response Metrics for Online Panels. *Public Opinion Quarterly*, 72(5), 1008–1032. <https://doi.org/10.1093/poq/nfn065>
- DiSogra, C., & Callegaro, M. (2016). Metrics and Design Tool for Building and Evaluating Probability-Based Online Panels. *Social Science Computer Review*, 34(1), 26–40. <https://doi.org/10.1177/0894439315573925>