



Leibniz-Institut
für Sozialwissenschaften

GESIS Panel Wave Report

Wave cc

Bella Struminskaya

06 October 2015

Content

Part I: About the GESIS Panel.....	4
1. General Overview	4
2. Data Collection Waves.....	4
2.1 Data Collection.....	4
2.2 Waves	5
3. Access to Data and Documentation	6
4. Bibliographic Citation and Notification of Publications.....	6
4.1 Bibliographic Citation.....	6
4.2 Notification of Publications	7
5. GESIS Panel Team.....	7
5.1 Core Team Members.....	7
5.2 Quality Assurance Board Members	7
6. Acknowledgements.....	8
Part II: Wave cc (June / July 2015)	9
1. Wave Preparation.....	9
1.1 Responsible GESIS Panel Team Members.....	9
1.2 Methodological Considerations	9
1.3 Studies.....	9
1.4 Questionnaire Composition	10
2. Fielding and Outcome Rates.....	10
2.1 Fielding Phase.....	10
2.2 Outcome Rates	11
3. Post-Processing.....	14
3.1 Data Cleaning and Quality Control.....	14
3.2 Handling of Ambiguous Cases in the Paper Questionnaire	14
3.3 Variables that are Generated in the Process of Data Cleaning.....	14
3.4 Paradata	15
3.5 Disclosure of Variables	15
3.6 Miscellaneous	16
I. Field Phase	17
II. Outcome and Response Metrics.....	18
III. Documents.....	23
a. Invitation Letter for Offline Participants sent by Mail.....	23

b.	Invitation Letter for Online Participants sent by Mail	25
c.	Invitation E-Mail	27
d.	First E-Mail Reminder	28
e.	Second E-Mail Reminder	29

Part I: About the GESIS Panel

1. General Overview

The GESIS Panel provides a probability-based Omnibus Access Panel infrastructure located at GESIS Leibniz Institute for the Social Sciences in Mannheim, Germany. The project offers the social science community a unique opportunity to collect survey data from a representative sample of the German population free of charge.

The sample encompasses the German speaking population aged between 18 and 70 years (at the time of recruitment) and permanently residing in Germany. Fully operational from the beginning of 2014 the GESIS Panel includes over 4800 panelists.

The omnibus survey waves take place on a bi-monthly basis, each taking about 20 minutes and split up into two self-administered survey modes (online, offline). 62% of the panelists participate online (Web-based surveys), 38% of the panelists attend the surveys by mail.

Each survey wave consists of two major parts: About 15 minutes of survey time is reserved for the submitted studies. Fielded external studies have undergone a peer-review process. The second part of each survey wave (about five minutes of interviewing time) is reserved for longitudinal core study topics developed by GESIS.

One aim of the GESIS Panel Longitudinal Core Study is to measure frequently demanded characteristics beyond demographics, such as personality and human values, political behavior and orientations, well-being and quality-of-life, environmental attitudes and behavior, and information/communication technology usage. Moreover, a second aim of the GESIS Panel Longitudinal Core Study is to assess and to control for data quality (i.e., different sources of survey error) by measuring concepts such as survey participation evaluations, survey mode habits and preferences, and by including selected items from other benchmark surveys (e.g., German micro-census, ESS, ALLBUS, ISSP).

2. Data Collection Waves

2.1 Data Collection

The data collection process employs two self-administered survey modes (online, offline). Data collection and panel maintenance is administered and organized by the GESIS Panel Team. From 2014 onwards, the GESIS Panel runs questionnaires submitted by the research community that underwent a review process.

Panel members were recruited in 2013 in face-to-face interviews followed by a self-administered welcome survey. The mode was chosen by the participants. All participants of the welcome survey are considered members of the panel and invited to the bi-monthly regular waves. Please refer to the methods report of the recruitment process.

From 2014 onwards all participants are invited by mail and receive an unconditional incentive of five Euros. For the online mode, all GESIS Panel questionnaires are implemented into the EFS Panel installation by Questback. In addition to the mail invitation, online participants receive an invitation and two reminders by email. The online data collection process is conducted by the GESIS Panel team. The online field phase lasts about eight weeks.

Offline data are collected by the mail service provider SSM. They send out all paper questionnaires one day before the start of the online field phase. No reminders are sent out in the offline mode. In-coming paper questionnaires are processed by SSM until one day before the start of the next wave's field phase. The data is entered manually and all questionnaires are archived electronically.

2.2 Waves

The GESIS Panel omnibus survey waves take place on a bi-monthly basis, each encompassing about 20 minutes starting with wave aa in August 2013. The regular field phase lasts until the beginning of the next wave for both modes. Each wave includes a number of studies.

Table 1 presents an overview of all waves fielded by the GESIS Panel so far with central characteristics. The first column indicates the name of the wave. Waves and studies are named after the GESIS Panel naming convention (see Codebook). Waves are signified by two letters, the first signifying the year and the second the wave in the year, both letters having the potential range from a to z. To give an example, wave aa is the first wave (starting in mid-August) in the first year of the GESIS Panel 2013 and wave ba is the first wave in the second year of the GESIS Panel that went into the field mid-February 2014.

The second column indicates the studies that were fielded in the respective wave. The last columns provide information on the field period as well as the number of invited panelists and the number of those that participated for online and offline mode separately.

The first three waves in 2013 (waves aa, ab, ac) were part of the recruitment phase and therefore only include a subsample of panelists. The first wave of the GESIS Panel with the full sample is wave ba in February 2014.

Table 1 Overview of GESIS Panel Field Periods

Wave	Studies	Field period		Invited		Participation	
		Online	Offline	Online	Offline	Online	Offline
aa	aa, ab, zq	21.08.2013- 20.09.2013	21.08.2013- 14.10.2013	793	301	670	204
ab	ab, ac, ad, zq	16.10.2013- 10.12.2013	16.10.2013- 10.12.2013	1712	877	1462	584
ac	ab, ae, af, zq	11.12.2013- 19.02.2014	11.12.2013- 19.02.2014	2765	1562	2278	1003
ba	zb, ag, ah, ai, zq	27.02.2014 – 15.04.2014	27.02.2014 – 15.04.2014	3041	1847	2781	1523
bb	zc, aj, ak, al, ai, zq	16.04.2014 – 17.06.2014	16.04.2014 – 17.06.2014	3027	1839	2732	1480
bc	zd, aj, am, an, zq	18.06.2014 – 12.08.2014	18.06.2014 – 12.08.2014	3016	1823	2694	1411
bd	ze, ao, ap, an, zq	13.08.2014 – 14.10.2014	13.08.2014 – 14.10.2014	2871	1641	2642	1393
be	zf, zg, zh, aq, an, zq	15.10.2014 – 16.12.2014	15.10.2014 – 16.12.2014	2844	1614	2623	1378
bf	zi, zh, am, ar, zq	17.12.2014– 17.02.2015	17.12.2014– 17.02.2015	2794	1550	2589	1293

Wave	Studies	Field period		Invited		Participation	
		Online	Offline	Online	Offline	Online	Offline
ca	zb, at, av, ar, zq	18.02.2015- 14.04.2015	18.02.2015- 14.04.2015	2745	1504	2556	1282
cb	zc, as, aq, aw, zq	15.04.2015- 16.06.2015	15.04.2015- 16.06.2015	2704	1469	2515	1260
cc	zd, zc, ax, ay, aw, zq	17.06.2015- 11.08.2015	17.06.2015- 11.08.2015	2673	1417	2438	1192

3. Access to Data and Documentation

The scientific use file of the GESIS Panel is accessible for scientific purposes only via the GESIS Data Archive in Cologne (DBK). Along with the dataset all documents are stored centrally in the data catalogue. The documentation comprises the wave reports, the questionnaires and a codebook that documents all variables in the dataset.

Every two months an updated edition of the master dataset is released that includes new data from the last wave as well as revisions from previous waves. Data will be accessible about two months after the end of the field period.

We provide two editions of this master dataset: a scientific use file accessible for research purposes (GESIS Panel Standard Edition: ZA5665) and a secure scientific use file that is only available for on-site use at the Secure Data Center in Cologne (GESIS Panel Extended Edition: ZA5664). To access the scientific use file, users have to register with the data catalogue of the Data Archive (<https://dbk.gesis.org/dbksearch/>) and apply for access to the GESIS Panel dataset. Researchers then need to sign a user contract. Upon approval of the data use request, the data archive will provide researchers with access to the current scientific use file via secure ftp download.

Due to privacy protection rules some variables are not included in the scientific use file but are only included in the secure scientific use file that can only be accessed on-site via the [Secure Data Center](#) at the GESIS data archive in Cologne. Please refer to the conditions of the Secure Data Center for more information on this opportunity to use the GESIS Panel data.

4. Bibliographic Citation and Notification of Publications

4.1 Bibliographic Citation

Each new release, with its own DOI, is marked as a new edition. Although each release may include changes to older waves, replicability is guaranteed since every variable remains in the dataset and new editions are not replaced but added as new variables. We ask users to always pay attention that they use the correct DOI of the dataset they used for publications.

Researchers are required to cite the dataset they use in publications as follows with the correct ZA and version number and DOI. Please use the following citations for the data with the doi: 10.4232/1.12331 and doi: 10.4232/1.12332.

German:

GESIS (2015): GESIS Panel Erweiterte Edition. GESIS Datenarchiv, Köln. ZA5664 Datenfile Version 10.0.0, doi: 10.4232/1.12331

GESIS (2015): GESIS Panel Standard Edition. GESIS Datenarchiv, Köln. ZA5665 Datenfile Version 10.0.0, doi: 10.4232/1.12332

English:

GESIS (2015): GESIS Panel Extended Edition. GESIS Data Archive, Cologne. ZA5664 Datafile Version 10.0.0, doi: 10.4232/1.12331

GESIS (2015): GESIS Panel Standard Edition. GESIS Data Archive, Cologne. ZA5665 Datafile Version 10.0.0, doi: 10.4232/1.12332

4.2 Notification of Publications

To get an overview over the actual usage of our data, we would appreciate short notification in case of publications using GESIS Panel data to info@gesis-panel.de. Please notify bibliographic information of your publication and the DOI of the data set used. In accordance with our user contract we ask researchers to provide us with an electronic or paper copy of their publications. Publications that use GESIS Panel data are included in the official GESIS Panel bibliography on our homepage.

5. GESIS Panel Team

5.1 Core Team Members

The GESIS Panel team members are Prof. Dr. Michael Bosnjak (Team Leader), Dr. Wolfgang Bandilla (Overall Project Management), Angela Tanner (Survey Project Management), Dr. Tanja Dannwolf, Ines Schaurer, Dr. Bella Struminskaya (Survey Project Management), Dr. Tobias Enderle, Kai Weyandt (Survey Statistics and Data Quality Management), Gabriele Wahlig (Panel Management), Kai Böge, and Lutz Bremen (Software Adjustment and Maintenance).

5.2 Quality Assurance Board Members

The members of the GESIS Panel Scientific Quality Assurance Board are Jun.-Prof. Dr. Annelies Blom (University of Mannheim), Prof. Dr. Alan Bryman (University of Leicester), Prof. Dr. Mick Couper (University of Michigan), Prof. Dr. Marcel Das (CentERdata and Tilburg University), Prof. Dr. Don Dillman (Washington State University), Prof. Dr. Marek Fuchs (Technical University Darmstadt), Prof. Dr. Jon Krosnick (Stanford University), Prof. Dr. Peter Lynn (University of Essex), Prof. Dr. Norbert Schwarz (University of Southern California), and Ass.-Prof. Dr. Vera Toepoel (Utrecht University).

6. Acknowledgements

The GESIS Panel thanks the researchers submitting proposals to and fielding studies in the GESIS Panel. We are grateful to the anonymous reviewers that provide valuable feedback to the submitted studies.

Part II: Wave cc (June / July 2015)

1. Wave Preparation

1.1 Responsible GESIS Panel Team Members

Survey project management: Bella Struminskaya & Tanja Dannwolf

Data management: Tobias Enderle

Data archiving: Kai Weyandt

Panel management: Gabriele Wahlig

1.2 Methodological Considerations

Wave cc is the 9th regular panel wave of the GESIS Panel after the recruitment process was finished. Overall, 4090 active panelists were invited to participate in wave cc.

All participants were invited by mail and received an unconditional incentive of five Euros. Online participants received an email invitation in addition.

1.3 Studies

Wave cc consisted of six studies (see Table 2). The first study fielded in Wave cc is the GESIS Panel Longitudinal Core Study Module on Environmental Attitudes and Behavior by Henning Best and Tanja Dannwolf. The second study includes questions from the GESIS Panel Longitudinal Core Study Module on Social and Political Participation by Gema Garcia Albacete, Jan van Deth & Tanja Dannwolf. Study three is a study on party identification by Sabrina Mayer & Martin Schultze. The aim of this study is to validate a comprehensive measure of party identification. Study four is a cooperation project between the GESIS Panel, the LISS Panel (the Netherlands), the ELIPSS Panel (France) and the German Internet Panel (GIP) by Elias Naumann, Annelies Blom, Michael Bosnjak, Anne Cornilleau, Anne-Sophie Cousteaux, Marcel Das and Laurent Lesnard with the overall aim of investigating individual attitudes towards the welfare state, the tax system and the EU in three European countries and to explore cross-national differences between selected European countries. Study aw by Charles C. Driver & Manuel Völkle is the second wave of a study on subjective well-being that includes 12 waves of data collection in total. In the first six waves, the study contains a scale experiment. Wave cc closes with study zq on survey evaluation, which is a GESIS Panel Longitudinal Core Study and is part of every panel wave.

Table 2 Overview of GESIS Panel Studies in Wave cc

Study	Waves	Authors	Title
zd	core study	Henning Best, Tanja Dannwolf	GESIS Panel Longitudinal Core Study Module – Environmental Attitudes and Behavior

Study	Waves	Authors	Title
zc	core study	Gema Garcia Albacete, Jan van Deth & Tanja Dannwolf	GESIS Panel Longitudinal Core Study Module – Social and Political Participation
ax	cc	Sabrina Mayer & Martin Schultze	Party Identification Revised - Measuring Party Identification within the Social Identity Framework
ay	cc	Elias Naumann, Annelies Blom, Michael Bosnjak, Anne Cornilleau, Anne-Sophie Cousteaux, Marcel Das, Laurent Lesnard	Reforms Monitor: GIP, LISS, ELIPSS, and GESIS Panel Comparison Study
aw	cb until eb	Charles C. Driver & Manuel Völkle	Within-yearly dynamics and cycles in subjective well-being
zq	core study	Bella Struminskaya, Michael Bosnjak & Lars Kaczmirek	Survey Evaluation

1.4 Questionnaire Composition

The wave cc questionnaire begins with 16 questions on environmental attitudes and behavior (study zd) and continues with two questions from study zc on political participation. It is followed by 14 questions from study ax, 18 questions from study ay, and 28 questions (1 condition) or 27 questions (2 condition) from study aw. The questionnaire closes with nine questions on respondents' evaluation of the questionnaire (core study zq).

The questionnaire contains one filter question in the study ax. Respondents without a party preference (ccax086a) are filtered over the two subsequent questions about the strength of the party identification (ccax088a) and four items on attitudes about the preferred party (ccax089a, ccax090a, ccax091a, ccax092a).

Study aw contains an experiment with two experimental conditions. Explicit information on the experimental design can be found in the study description of the study aw.

Furthermore, the online and offline questionnaires differ with respect to two questions from the core study on survey evaluation. Online respondents were asked about the electronic device they used to fill in the questionnaire (variables cczq014a and cczq015a). Offline respondents were asked on which date they filled in the questionnaire (variables cczq017a and cczq018a).

The online and offline questionnaire as well as the codebook and the study descriptions can be accessed via the study entry in the GESIS Data Archive.

2. Fielding and Outcome Rates

2.1 Fielding Phase

The invitation was sent out by mail on 14 April 2015 for all respondents (online and offline). The invitation letter included a five-Euro bill as an unconditional incentive. The letter for the offline respondents additionally included the paper questionnaire. Online respondents additionally received an invitation by email on 17 June 2015. The fieldwork for the wave ca ended on 11 August 2015.

Overall, 4090 active members of the GESIS Panel were invited, 1417 in the offline mode and 2673 in the online mode. The respondents invited by mail did not receive any reminders. The online participants who have not participated in the survey received two reminders on 25 June 2015 and on 02 July 2015. The text of the invitation letters (online and offline) and the reminders (only email) can be found in the Appendix.

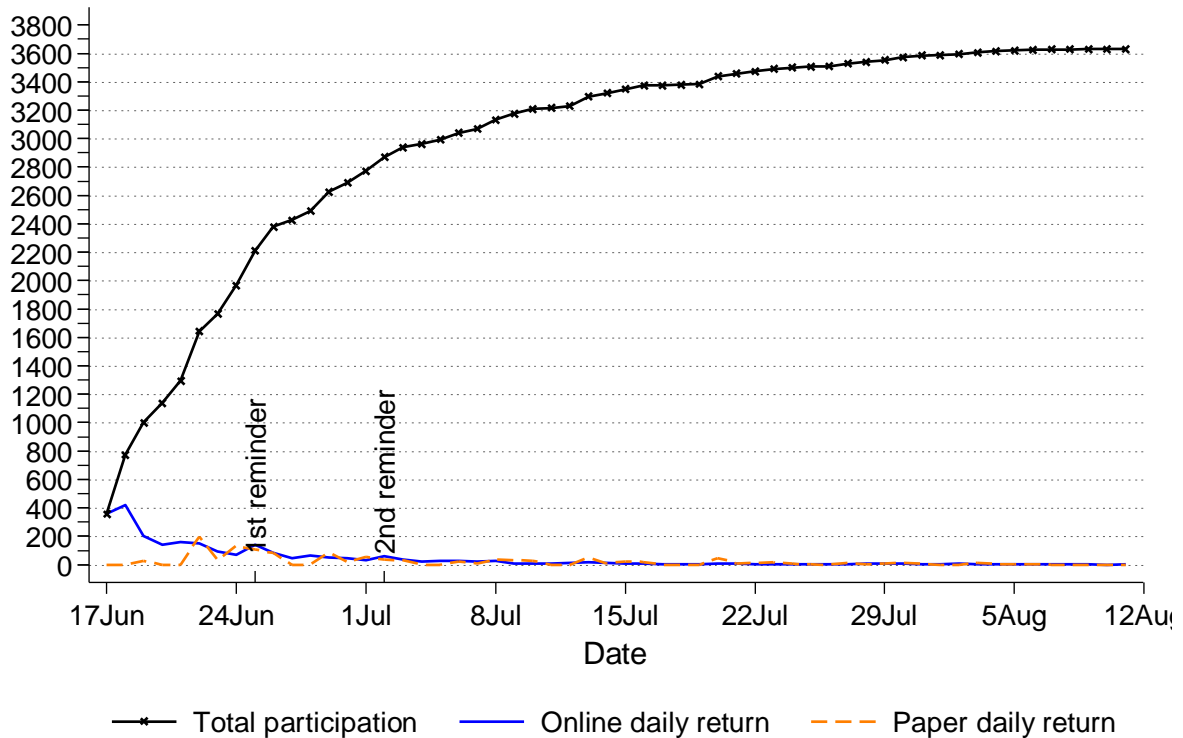


Figure 1 Wave cc field phase

Figure 1 shows the cumulative participation over the field period and the daily return of online and paper questionnaires. A detailed table can be found in the Appendix (see Table 5).

2.2 Outcome Rates

Response rates calculations for self-administered online and offline surveys within the GESIS Panel are based on Callegaro and DiSogra (2008), DiSogra and Callegaro (forthcoming) and Final Disposition Codes for Mail Surveys (American Association for Public Opinion Research, 2011). For detailed information on coding of outcomes for wave ca, refer to Table 5 in the Appendix.

The completion rate (COMR) is the proportion of those who completed or partially completed the survey over eligible panel members who were invited to the survey. All active panel members are eligible for the wave. Active panel members are those who do not sign off from the panel. The eligibility for the wave surveys is defined as the returned welcome questionnaire: All invited panelists who returned the welcome questionnaire and did not sign off from the panel afterwards, were invited to the wave. The completion rate is computed separately for two modes and as an overall rate with counting the response to the mode the respondent was originally invited to.

$$\text{Completion Rate COMR} = \frac{\text{Interview} + \text{Partial}}{\text{Interview} + \text{Partial} + \text{Refusal} + \text{Noncontact} + \text{Other}}$$

$$\text{Overall COMR} = (3494 + 110) / (3494 + 110 + 38 + 15 + 433) = 88.12\%$$

$$\text{COMR Online} = (2356 + 59) / (2356 + 59 + 32 + 0 + 226) = 90.35\%$$

$$\text{COMR Offline} = (1138 + 51) / (1138 + 51 + 6 + 15 + 207) = 83.91\%$$

The absorption rate indicates the quality of address lists of active panel members. This estimate is a proportion of non-contacts among the active panelists.

$$\text{Absorption Rate} = \frac{\text{Invitations Sent} - \text{Undeliverable Invitations}}{\text{Invitations Sent}}$$

$$\text{Overall Absorption Rate} = (4090 - 15) / 4090 = 99.63\%$$

$$\text{Absorption Rate Online} = (2673 - 0) / 2673 = 100.00\%$$

$$\text{Absorption Rate Offline} = (1417 - 15) / 1417 = 98.94\%$$

The cumulative response rate (COMR) is obtained by multiplication of the recruitment rate, profile rate, and the completion rate for each wave. The detailed information about the calculation of the recruitment rate and the profile rate is provided in the Appendix.

$$\text{Cumulative Response Rate 1 (CUMR1)} = \text{RECR} \times \text{PROR} \times \text{COMR}$$

$$\text{Overall CUMR1 Wave cc} = 0.2898 \times 0.7942 \times 0.8812 = 20.28\%$$

$$\text{CUMR1 Wave cc Online}^1 = 0.2898 \times 0.7878 \times 0.9035 = 20.63\%$$

$$\text{CUMR1 Wave cc Offline} = 0.2898 \times 0.8067 \times 0.8391 = 19.62\%$$

The cumulative response rate 2 (CUMR2) takes into account the retention rate (RETR), that is, the number of active panel members at the time of the wave ca out of all active panel members (i.e., the panelists who returned the welcome questionnaire). It is advisable to report this indicator when using the data from a single wave.

$$\text{Retention Rate} = \frac{\text{Overall Active Panel@Wave cc}}{\text{Overall Active Panel@Welcome Survey}} = 4090 / 4938 = 82.83\%$$

$$\text{Retention Rate Online}^2 = 2673 / 3068 = 87.13\%$$

¹ For calculations of the cumulative response rates by online and offline mode the recruitment rate is assumed to be equal for online and offline panelists as it cannot be split into modes since no information on Internet usage is available for nonrespondents to the recruitment interview.

² The percentages of retention for online and offline panel components are not exact. From 4938 panelists defined as active panel, 4929 were invited to the first regular wave after the profile survey since 9 panelists signed off from the panel after the profile survey. For all panelists who were invited to the first regular wave after the profile survey, the mode of panel participation is the mode they were invited to participate in the first regular wave. For 9 panelists who signed off from the panel before the first regular wave, we treat the mode of participation in the profile survey as the panel participation mode: 5 offline and 4 online participants who signed off before the first regular wave are included into the active panel as 5 offliners and 4 onliners. Furthermore, GESIS Panel generally allows offline respondents to switch to the online mode if they actively communicate their wish to panel management and in exceptional cases a switch from online to offline is allowed (e.g., a person does not have a computer anymore and would otherwise be lost). In Wave ca, 8 persons were invited in the mode

Retention Rate Offline = $1417/1870 = 75.78\%$

Cumulative Response Rate 2 (CUMR2) = $RECR \times PROR \times RETR \times COMR$

Overall CUMR2 Wave cc = $0.2898 \times 0.7942 \times 0.8812 \times 0.8283 = 16.80\%$

CUMR2 Wave cc Online³ = $0.2898 \times 0.7878 \times 0.9035 \times 0.8713 = 17.97\%$

CUMR2 Wave cc Offline = $0.2898 \times 0.8067 \times 0.8391 \times 0.7578 = 14.87\%$

The break-off rate is a proportion of those who answered less than 50% of the substantial questions over those who started the interview (answered at least one question).

Break-Off rate = $\frac{\text{Break-Off}}{\text{Interview} + \text{Partial} + \text{Break-Off}} = 25/(3767 + 55 + 10) = 0.69\%$

Break-Off rate Online = $22/(2356 + 59 + 22) = 0.90\%$

Break-Off rate Offline = $3/(1138 + 51 + 3) = 0.25\%$

Attrition rate in this wave report is defined as the proportion of the panel members who drop out between the welcome survey that was the first self-administered survey of the GESIS Panel and wave ca. According to the definition of the active panel (returned the welcome questionnaire), the active panel after the welcome questionnaire was 4938 panel members. During the recruitment phase, 50 panel members have signed off from the panel.

Attrition can occur voluntarily and involuntarily (DiSogra and Callegaro, forthcoming). In the GESIS Panel, during the recruitment and in the first three regular waves (ba, bb, and bc) attrition was a result of panel members contacting the GESIS Panel and requesting to be removed from the panel (voluntary attrition). Cases in which inability to participate due to health reasons or death of a panel member were communicated to the GESIS Panel by other persons (such as panel members' relatives) were treated as voluntarily attrition and removed from the panel.

If panel members do not respond to three consecutive waves or cannot be reached for three consecutive waves, they are excluded from the GESIS Panel (involuntary attrition). Removal of panel members due to prolonged nonresponse or prolonged noncontact was done before wave bd for the first time and is done before each wave. The attrition rate reported below includes cases for which a request has been done to be removed as well as cases removed by the GESIS Panel.

other than their mode at the start of the panel (4 online-offline and 4 offline-online switches). This does not affect the retention rate for Wave ca, but in waves where the number of switches in one direction is higher than in another direction, the retention rates would be affected. Thus, we ask to report the rates for offline and online participants with caution.

³ The CUMR2 for online and offline panel components are affected by the calculations of the retention rates. The explanations provided in Footnote 2 apply here as well. It is advisable to report the overall retention rate and the overall cumulative response rate.

$$\text{Attrition rate} = \frac{\text{Overall Active Panel@Welcome Survey} - \text{Overall Active Panel@Wave cc}}{\text{Overall Active Panel@Welcome Survey}} =$$

$$= (4938 - 4090) / 4938 = 17.17\%$$

3. Post-Processing

3.1 Data Cleaning and Quality Control

Variable ccza002a indicates the mode in which a respondent answered the questionnaire. In general, paper questionnaires offer less guidance to respondents on how to answer a question than online questionnaires. This might even cause questions to be answered in an unintended manner and render the offline and online data incomparable. All responses marked as unclear by the field institute entering the data are thoroughly checked by the survey management of GESIS Panel. Any peculiarities are described and discussed in section 3.2.

The longitudinal character of the panel requires special attention to data protection measures. Some variables might therefore require special security levels. These variables are discussed and listed in section 3.5.

3.2 Handling of Ambiguous Cases in the Paper Questionnaire

The paper questionnaires are entered manually by a field institute. Any problems and unclear responses are marked by the person entering the data and clarified afterwards by the responsible survey manager. This is done by reverting to the scanned paper questionnaires of the respondent.

The main incidences are cases in which the person entering the data was uncertain of how to interpret the information provided by the respondent in the questionnaire.

If one of two choices was clearly rendered invalid by the respondent, the data manager entered a valid response after consulting a second person. These cases are not considered as unclear responses and are not specially marked in the dataset.

If it was not possible to decide which answer was valid, we chose randomly between the options which were marked by the respondent. In wave cc several single choice questions were interpreted as multiple choice questions by offline respondents: a question on a political party best equipped to solve the most important political problem (ccax081a) by 93 offline respondents, a question on a political party best equipped to solve the second most important political problem (ccax084a) by 86 offline respondents, a question on political party preference (ccax086a) by 27 offline respondents, and a question on state services (ccay127a) by 86 respondents. In these cases, one item was randomly chosen from all items that were marked.

Single incidences of unclear responses which could not be resolved may occur in several questions throughout the survey. These are marked as -111.

3.3 Variables that are Generated in the Process of Data Cleaning

Table 3 lists the variables that were generated in the process of data cleaning. In wave cc this is an open variable where text responses had to be anonymized due to privacy reasons. Generally, open ended variables are only available in the Extended Edition of the data set.

Table 3 Overview of Generated Variables in Wave cc

Variable	Variable Label	Reason
cczq016b	Anmerkungen, dichotom	Data protection: The text responses are not published but only a variable indicating whether the respondent left comments on the survey.

3.4 Paradata

In general, paradata can be easily identified in the dataset by the third and fourth digit in the variable name zr. In general, more paradata are available in the online mode.

For the online mode, relative time stamps (variables cczr001 a to cczr072a) for each page are available. These time variables report the time difference in seconds between pressing the forward button of the respective page and the absolute time stamp. The absolute time stamp variable (cczp207a) signifies the time in seconds which is past since 1.1.1970 when loading the first page of the survey.

The connected page id is mentioned in the label. The page id for each question can be found in the codebook or on the screenshots of the online questionnaire. For technical details about the logic of the provided time stamp variables please see the EFS manual.

In wave ca, several client side based paradata are collected in page-based string variables (cazs001a to cazs072a). The connected page id is mentioned in the label. The page id for each question can be found in the codebook or on the screenshots of the online questionnaire. For detailed information please see the separate paradata documentation ([ZA5664-65_Online-Paradata.pdf](#)).

3.5 Disclosure of Variables

All answers to open questions are not included in the Standard Edition. They are available in the Extended Edition. Table 4 gives an overview on the variables that are available in the Extended Edition.

Table 4 Overview of Variables only Available in the Extended Edition

Variable	Variable Label	Reason
cczq016a	Anmerkungen	Data protection: Open question
cczc044a	Sonntagsfrage Wahlentscheidung: Andere Partei - offen	Data protection: Open question
ccax080a	Wichtigstes politisches Problem - offen	Data protection: Open question
ccax082a	Lösungskompetenz wichtigstes Problem Partei - offen	Data protection: Open question
ccax083a	Zweitwichtigstes politisches Problem - offen	Data protection: Open question
ccax085a	Lösungskompetenz zweitwichtigstes Problem Partei: Andere - offen	Data protection: Open question
ccax087a	Parteiidentifikation: Andere - offen	Data protection: Open question
ccay101a	Ausgaben Gesundheitssystem: Sonstiges - offen	Data protection: Open question
ccay113a	Arbeitslosengeld II: Sonstige Bedingungen erfüllen - offen	Data protection: Open question

Variable	Variable Label	Reason
cczp208a	Browser information	Data protection
cczp209a	Javascript version	Data protection
cczp210a	Flash version	Data protection

The text responses with comments about the questionnaire in variable cczq016a are not published. Only a variable indicating whether the respondent left comments on the survey or not (cczq016b) is published.

3.6 Miscellaneous

Wave cc contains one filter question (ccax086a), which includes instructions to skip two following questions for some respondents. Despite these instructions, some offline respondents continued to answer the questions they were supposed to skip. Similarly, answers to the follow-up questions may have been saved in the online questionnaire when respondents went back to the filter question and changed their answers in the manner that no follow-up questions should have followed. The dataset documents the answers to the filter questions as initially provided by the respondents. Therefore, data users should carefully check the consistency of answers when analyzing this data.

Appendix

I. Field Phase

Table 5 Field Period

Date	Event	Online No.	%	Offline No.	%	Total No.	%
17Jun2015		356	14.60	0	0.00	356	9.81
18Jun2015		418	17.15	0	0.00	418	11.52
19Jun2015		200	8.20	26	2.18	226	6.23
20Jun2015		138	5.66	0	0.00	138	3.80
21Jun2015		157	6.44	0	0.00	157	4.33
22Jun2015		149	6.11	199	16.69	348	9.59
23Jun2015		91	3.73	32	2.68	123	3.39
24Jun2015		67	2.75	134	11.24	201	5.54
25Jun2015	1st Email reminder	139	5.70	106	8.89	245	6.75
26Jun2015		85	3.49	82	6.88	167	4.60
27Jun2015		47	1.93	0	0.00	47	1.29
28Jun2015		65	2.67	0	0.00	65	1.79
29Jun2015		51	2.09	84	7.05	135	3.72
30Jun2015		45	1.85	18	1.51	63	1.74
01Jul2015		31	1.27	53	4.45	84	2.31
02Jul2015	2nd Email reminder	61	2.50	36	3.02	97	2.67
03Jul2015		38	1.56	31	2.60	69	1.90
04Jul2015		24	0.98	0	0.00	24	0.66
05Jul2015		29	1.19	0	0.00	29	0.80
06Jul2015		25	1.03	23	1.93	48	1.32
07Jul2015		20	0.82	8	0.67	28	0.77
08Jul2015		29	1.19	36	3.02	65	1.79
09Jul2015		9	0.37	33	2.77	42	1.16
10Jul2015		6	0.25	28	2.35	34	0.94
11Jul2015		7	0.29	0	0.00	7	0.19
12Jul2015		13	0.53	0	0.00	13	0.36
13Jul2015		17	0.70	50	4.19	67	1.85
14Jul2015		14	0.57	9	0.76	23	0.63
15Jul2015		7	0.29	22	1.85	29	0.80
16Jul2015		6	0.25	19	1.59	25	0.69
17Jul2015		1	0.04	0	0.00	1	0.03
18Jul2015		5	0.21	0	0.00	5	0.14
19Jul2015		5	0.21	0	0.00	5	0.14
20Jul2015		6	0.25	47	3.94	53	1.46
21Jul2015		9	0.37	10	0.84	19	0.52
22Jul2015		4	0.16	13	1.09	17	0.47
23Jul2015		1	0.04	15	1.26	16	0.44
24Jul2015		5	0.21	7	0.59	12	0.33
25Jul2015		4	0.16	1	0.08	5	0.14
26Jul2015		4	0.16	0	0.00	4	0.11

Date	Event	Online No.	%	Offline No.	%	Total No.	%
27Jul2015		5	0.21	13	1.09	18	0.50
28Jul2015		8	0.33	4	0.34	12	0.33
29Jul2015		7	0.29	6	0.50	13	0.36
30Jul2015		6	0.25	14	1.17	20	0.55
31Jul2015		5	0.21	7	0.59	12	0.33
01Aug2015		3	0.12	0	0.00	3	0.08
02Aug2015		6	0.25	0	0.00	6	0.17
03Aug2015		1	0.04	12	1.01	13	0.36
04Aug2015		3	0.12	5	0.42	8	0.22
05Aug2015		1	0.04	4	0.34	5	0.14
06Aug2015		1	0.04	5	0.42	6	0.17
07Aug2015		1	0.04	0	0.00	1	0.03
08Aug2015		1	0.04	0	0.00	1	0.03
09Aug2015		1	0.04	0	0.00	1	0.03
11Aug2015		1	0.04	0	0.00	1	0.03
Total		2438	100	1192	100	3630	100

II. Outcome and Response Metrics

Response rates calculations for the recruitment interview for the GESIS Panel are based on Final Disposition Codes for In-Person Household Surveys (American Association for Public Opinion Research, 2011). The response metrics for self-administered online and offline surveys, including the welcome survey, are based on Callegaro and DiSogra (2008), DiSogra and Callegaro (forthcoming) and Final Disposition Codes for Mail Surveys (American Association for Public Opinion Research, 2011).

The Recruitment Rate (RECR) is a proportion of respondents who provided initial consent over all eligible respondents. We provide two recruitment rates, a maximum and a minimum recruitment rate, which correspond conceptually to AAPOR1 and AAPOR5 response rates. The minimum recruitment rate (RECR1) estimates all cases of unknown eligibility (e) as eligible, the maximum recruitment rate (RECR5) estimates all cases of unknown eligibility as non-eligible. For detailed information on coding of outcomes for the CAPI interview, refer to Table 5 in the Appendix and to the *TNS Recruitment Report*.

Recruitment rate RECR

$$\text{Overall RECR} = \frac{\text{Initial Consent}}{\text{Initial Consent} + \text{Refusal} + \text{Noncontact} + \text{Other} + e(\text{Unknown Household} + \text{Unknown Other})}$$

RECR1 (with e=1)=28.98%

RECR5 (with e=0)=31.56%

The profile rate (PROR) is a proportion of respondents who completed or partially completed the welcome questionnaire over all respondents who were sent an invitation to the welcome questionnaire. Complete response is defined as 80% and more answered substantial questions. Partial response is defined as 50-80% answered substantial questions. Substantial questions

are questions starting from the first question to up to the survey evaluation items (denoted as zq in codebooks).

The profile rate is calculated separately for online and mail modes. If the respondent switched the mode, and completed/broke-off the questionnaire, his or her response is counted in the mode the respondent completed the survey. In case of the mode switch, respondents' invitation mode is replaced by the actual participation mode. Non-responding cases are counted to the mode in which they were sent the invitation to the welcome survey.

$$\text{Profile Rate PROR} = \frac{\text{Profile Survey Complete} + \text{Profile Survey Partial}}{\text{Profile Survey Complete} + \text{Partial} + \text{Refusal} + \text{Noncontact} + \text{Other}}$$

$$\text{Overall PROR} = 4932/6210 = 79.42\%$$

$$\text{PROR Online} = 3233/4104 = 78.78\%$$

$$\text{PROR Offline} = 1699/2106 = 80.67\%$$

$$\text{Response Rate for the Welcome Survey} = \text{RECR1} \times \text{PROR} = 23.02\%$$

$$\text{Response Rate for the Welcome Survey Online} = \text{RECR1} \times \text{PROR} = 22.83\%$$

$$\text{Response Rate for the Welcome Survey Offline} = \text{RECR1} \times \text{PROR} = 23.38\%$$

Absorption rate indicates the quality of address lists of active panel members. This estimate is a proportion of noncontacts among the active panelists.

$$\text{Absorption Rate}^4 = \frac{\text{Invitations Sent} - \text{Undeliverable Invitations}}{\text{Invitations Sent}} = (6210 - 27)/6210 = 99.57\%$$

The break-off rate is a proportion of those who answered less than 50% of the substantial questions over those who started the interview (answered at least one question).

$$\text{Break-Off Rate} = \frac{\text{Break-Off}}{\text{Interview} + \text{Partial} + \text{Break-Off}} = 20/(4875 + 57 + 20) = 0.40\%$$

$$\text{Break-Off Rate Online} = 6/(3223 + 10 + 6) = 0.19\%$$

$$\text{Break-Off Rate Offline} = 14/(1652 + 47 + 14) = 0.82\%$$

Attrition rate in this wave report is defined as the proportion of the panel members who drop out between the welcome survey that was the first self-administered survey of the GESIS Panel and wave ca. According to the definition of the active panel (returned the welcome questionnaire), the active panel after the welcome questionnaire was 4938 panel members. During the recruitment phase, 50 panel members have signed off from the panel.

⁴ Since both online and offline respondents were invited per post, the absorption rate is calculated without a distinction by mode.

Attrition can occur voluntarily and involuntarily (DiSogra and Callegaro, forthcoming). In GESIS Panel, during the recruitment and in the first three regular waves (ba, bb, and bc) attrition was a result of panel members contacting the GESIS Panel and requesting to be removed from the panel (voluntary attrition). Cases in which inability to participate due to health reasons or death of a panel member were communicated to the GESIS Panel by other persons (such as panel members' relatives) were treated as voluntary attrition and removed from the panel.

If panel members do not respond to three consecutive waves or cannot be reached for three consecutive waves, they are excluded from the GESIS Panel (involuntary attrition). Removal of panel members due to prolonged nonresponse or prolonged noncontact was done before wave bd for the first time and is done before each wave. The attrition rate reported below includes cases for which a request has been done to be removed as well as cases removed by the GESIS Panel.

$$\text{Attrition rate} = \frac{\text{Overall active panel@Welcome survey} - \text{Overall active panel@Wave cc}}{\text{Overall active panel@Welcome survey}}$$

$$= (4938 - 4090) / 4938 = 17.17\%$$

Table 6 Outcome Codes

CAPI Recruitment	Overall	Online	Offline
Initial consent	6210	n/a	n/a
Cases directly and actively refusing	10498	n/a	n/a
Non-contacts	1864	n/a	n/a
Other eligible non-interview cases	1104	n/a	n/a
Unknown if housing unit	247	n/a	n/a
Unknown eligibility other	1502	n/a	n/a
Profile (Welcome) Survey	Overall	Online	Offline
Profile survey Invited	6210	3997	2213
Invited including mode switch	6210	4104	2106
Profile survey complete	4875	3223	1652
Profile survey partial	57	10	47
Refusal to complete profile survey	50	28	22
Break-off (among refusal)	20	6	14
Profile survey non-contact (bouncer/retour)	27	13	14
Profile survey other	1201	830	371
Single Wave Surveys	Overall	Online	Offline
Wave cc invited	4090	2673	1417
Wave cc complete	3494	2356	1138
Wave cc partial	110	59	51
Wave cc refusal	38	32	6
Break-off (among refusal)	25	22	3
Wave cc non-contact (bouncer/retour)	15	0	15
Wave cc other	433	226	207

Note: Complete response is defined as 80% and more of answered substantial questions. Partial response is defined as 50-80% of answered substantial questions. Break-off is defined as providing an answer to at least one substantial question and to less than 50% substantial questions. Refusal includes active (explicit) refusal and implicit refusal (leaving the questionnaire unanswered). Substantial questions are questions starting from the first question to up to the survey evaluation items (denoted as zq in codebooks).


Table 7 AAPOR Code Scheme


Returned questionnaire	1.0
Complete	1.1
Partial or break-off with sufficient information	1.2
Eligible. Non-Interview	2.0
Refusal and Breakoff	2.10
Refusal	2.11
Other person refusal	2.111
Known respondent-level refusal	2.112
Explicit refusal	2.1121
Explicit refusal with incentive	2.11211
Explicit refusal no incentive	2.11212
Implicit refusal	2.1122
Logged on to survey. did not complete any items	2.11221
Blank questionnaire mailed back. „implicit refusal“	2.113
Blank questionnaire with incentive returned	2.1131
Blank questionnaire with no incentive returned	2.1132
Break-off: questionnaire too incomplete to process/Break-off or partial with insufficient information	2.12
Non-contact	2.20
Notification that respondent was unavailable during field period	2.26
Completed questionnaire but not returned during field period	2.27
Other	2.30
Death (including Post: „Deceased“)	2.31
Physically or mentally unable/incompetent	2.32
Language	2.33
Respondent language problem	2.332
Miscellaneous	2.36
Unknown eligibility. non-interview	3.0
Not mailed / No invitation sent	3.11
Nothing ever returned	3.19
Post: No Mail Receptacle	3.253
Unknown whereabouts. mailing returned undelivered	3.30
Invitation returned undelivered (Email Bouncer)	3.30
Email Bouncer: Delivery problem	3.3113
Email Bouncer: Mailbox unknown	3.3114
Email Bouncer: Postbox full	3.3115
Email Bouncer: Spam-Filter	3.3116
Post: Undeliverable as addressed	3.31
Post: Attempted - Addressee not known at place of address	3.311
Postal box full	3.3112
Post: Moved, left no address	3.32
Returned with forwarding information	3.40
Other	3.90

Note: Estimate of eligible cases from the cases with unknown eligibility (e) is set to 1 for the calculation of response rates yielding no ineligible cases since the eligibility was determined during the recruitment interview.

III. Documents


a. Invitation Letter for Offline Participants sent by Mail





Leibniz-Institut
für Sozialwissenschaften


GESIS · Postfach 10 28 36 · 68028 Mannheim



GESIS GesellschaftsMonitor
Postfach 10 28 36
68028 Mannheim
Telefon 0621 – 1246 – 564
Telefax 0621 – 1246 – 577
www.gesis-gesellschaftsmonitor.de

Mannheim, 16. Juni 2015

Einladung zu unserer Juni-/Juli-Umfrage


Sehr geehrter ,

herzlichen Dank für Ihre Teilnahme am GESIS GesellschaftsMonitor. Heute möchten wir Sie gerne einladen, an unserer aktuellen Juni-/Juli-Umfrage teilzunehmen. Die Beantwortung der Fragen wird etwa 20 Minuten in Anspruch nehmen. Bitte schicken Sie uns den ausgefüllten Fragebogen wieder mit dem beiliegenden frankierten Rückumschlag zu.

Wir wünschen Ihnen viel Spaß beim Ausfüllen der Umfrage. Als Dankeschön für Ihre Teilnahme haben wir Ihnen in diesem Schreiben wieder 5 Euro beigelegt.

Hat sich Ihre Adresse geändert oder ziehen Sie in Kürze um? Bei Adressänderungen oder sonstigen Rückfragen erreichen Sie uns telefonisch zu den üblichen Bürozeiten unter 0621-1246564 oder per E-Mail an info@gesis-gesellschaftsmonitor.de. Wir freuen uns über Ihr Interesse und beantworten gerne alle Fragen.

Mit freundlichen Grüßen




Prof. Michael Bosnjak und das gesamte Projektteam

P.S.: Informationen zum Datenschutz finden Sie auf der Rückseite dieses Briefes.

GESIS e.V.
Vereinsregister Amtsgericht Mannheim
Registernummer VR 1449
Steuer-Nr. 38145/01607
USt-Id.Nr. DE814839735

BW-Bank Stuttgart
BLZ 600 501 01
Konto-Nr. 749 650 43 33
BIC/SWIFT-Code SOLADEST600
IBAN DE31 6005 0101 7496 5043 33

GESIS e.V. ist Mitglied der Leibniz-Gemeinschaft
Präsident und Vorstand
Prof. Dr. Christof Wolf
Postfach 12 21 55
68072 Mannheim



Erklärung zum Datenschutz und zur absoluten Vertraulichkeit Ihrer Angaben bei dem GESIS GesellschaftsMonitor

GESIS – Leibniz-Institut für Sozialwissenschaften arbeitet nach den Vorschriften des Bundesdatenschutzgesetzes (BDSG) und allen anderen anwendbaren datenschutzrechtlichen Bestimmungen.

Das gilt auch für die Wiederholungsbefragungen beim GESIS GesellschaftsMonitor, wo es wichtig ist, mehrere Befragungen mit derselben Person durchzuführen und die statistische Auswertung so vorzunehmen, dass die Angaben aus mehreren Befragungen durch eine Code-Nummer miteinander verknüpft werden. Auch hier gilt:

Es gibt keine Weitergabe von Daten, die Ihre Person erkennen lassen.

Die Ergebnisse werden – genauso wie bei Einmalbefragungen – ausschließlich in **anonymisierter Form** dargestellt. Das bedeutet: Niemand kann aus den Ergebnissen erkennen, von welcher Person die Angaben gemacht worden sind.

Die Teilnahme am GESIS GesellschaftsMonitor ist freiwillig. Erhaltene Aufwandsentschädigungen sind keine Bezahlung, sondern ein Dankeschön für die gegebene Unterstützung der wissenschaftlichen Forschung. Sie gehen damit keine Verpflichtung für weitere Befragungen ein. Die Beendigung bzw. das Abbrechen der Teilnahme ist jederzeit möglich und mit keinen Nachteilen verbunden. Um nicht mehr teilzunehmen, bedarf es keiner Kündigung.

Nach der Teilnahme an einer Befragung werden die Antworten in einer Datenbank gespeichert und zwar getrennt von den personenbezogenen Daten. Die Ergebnisse der Studie werden dann zu Forschungszwecken beispielsweise in Tabellen und Grafiken zusammengefasst. Das heißt, niemand erfährt, welche Antworten Sie persönlich gegeben haben.

Da es sich beim GESIS GesellschaftsMonitor um mehrere Befragungen handelt (Wiederholungsbefragungen), werden Befragungen durch eine Code-Nummer miteinander verknüpft. Ergebnisse werden nur in anonymisierter Form dargestellt. Niemand kann aus den Ergebnissen erkennen, von welcher Person die Angaben gemacht worden sind.

Für die Einhaltung der Datenschutzbestimmungen ist verantwortlich:
GESIS – Leibniz-Institut für Sozialwissenschaften
Quadrat B2, 1
68159 Mannheim

Institutsleitung (Präsident): Prof. Dr. Christof Wolf

Betrieblicher Datenschutzbeauftragter: Harald Eul
E-Mail: datenschutz@gesis.org

b. Invitation Letter for Online Participants sent by Mail



Leibniz-Institut
für Sozialwissenschaften


GESIS · Postfach 10 28 36 · 68028 Mannheim



GESIS GesellschaftsMonitor
Postfach 10 28 36
68028 Mannheim
Telefon 0621 – 1246 – 564
Telefax 0621 – 1246 – 577
www.gesis-gesellschaftsmonitor.de

Mannheim, 16. Juni 2015

—
Einladung zu unserer Juni-/Juli-Umfrage

Sehr geehrter 

herzlichen Dank für Ihre Teilnahme am GESIS GesellschaftsMonitor. Heute möchten wir Sie gerne einladen, an unserer aktuellen Juni-/Juli-Umfrage teilzunehmen. Die Beantwortung der Fragen wird etwa 20 Minuten in Anspruch nehmen.

Wir wünschen Ihnen viel Spaß beim Ausfüllen der Umfrage. Als Dankeschön für Ihre Teilnahme haben wir Ihnen in diesem Schreiben wieder 5 Euro beigelegt.

Den Link zur aktuellen Umfrage erhalten Sie in den nächsten Tagen wie gewohnt per E-Mail. Sie können die Umfrage aber auch manuell starten, indem Sie sich auf unserer Homepage www.gesis-gesellschaftsmonitor.de mit Ihren persönlichen Zugangsdaten anmelden.

Hat sich Ihre Adresse geändert oder ziehen Sie in Kürze um? Sie können Ihre Adresse online in Ihrem persönlichen Mitgliedsbereich ändern. Bei Adressänderungen oder sonstigen Rückfragen können Sie uns auch telefonisch zu den üblichen Bürozeiten unter 0621-1246564 oder per E-Mail an info@gesis-gesellschaftsmonitor.de kontaktieren. Wir freuen uns über Ihr Interesse und beantworten gerne alle Fragen.

—
Mit freundlichen Grüßen



Prof. Michael Bosnjak und das gesamte Projektteam

P.S.: Informationen zum Datenschutz finden Sie auf der Rückseite dieses Briefes.

GESIS e.V.
Vereinsregister Amtsgericht Mannheim
Registernummer VR 1449
Steuer-Nr. 38145/01607
USt-Id.Nr. DE814839735

BW-Bank Stuttgart
BLZ 600 501 01
Konto-Nr. 749 650 43 33
BIC/SWIFT-Code SOLADEST600
IBAN DE31 6005 0101 7496 5043 33

GESIS e.V. ist Mitglied der Leibniz-Gemeinschaft
Präsident und Vorstand
Prof. Dr. Christof Wolf
Postfach 12 21 55
68072 Mannheim



Erklärung zum Datenschutz und zur absoluten Vertraulichkeit Ihrer Angaben bei dem GESIS GesellschaftsMonitor

GESIS - Leibniz-Institut für Sozialwissenschaften arbeitet nach den Vorschriften des Bundesdatenschutzgesetzes (BDSG) und allen anderen anwendbaren datenschutzrechtlichen Bestimmungen.

Das gilt auch für die Wiederholungsbefragungen beim GESIS GesellschaftsMonitor, wo es wichtig ist, mehrere Befragungen mit derselben Person durchzuführen und die statistische Auswertung so vorzunehmen, dass die Angaben aus mehreren Befragungen durch eine Code-Nummer miteinander verknüpft werden. Auch hier gilt:

Es gibt keine Weitergabe von Daten, die Ihre Person erkennen lassen.

Die Ergebnisse werden – genauso wie bei Einmalbefragungen – ausschließlich in **anonymisierter Form** dargestellt. Das bedeutet: Niemand kann aus den Ergebnissen erkennen, von welcher Person die Angaben gemacht worden sind.

Die Teilnahme am GESIS GesellschaftsMonitor ist freiwillig. Erhaltene Aufwandsentschädigungen sind keine Bezahlung, sondern ein Dankeschön für die gegebene Unterstützung der wissenschaftlichen Forschung. Sie gehen damit keine Verpflichtung für weitere Befragungen ein. Die Beendigung bzw. das Abbrechen der Teilnahme ist jederzeit möglich und mit keinen Nachteilen verbunden. Um nicht mehr teilzunehmen, bedarf es keiner Kündigung.

Nach der Teilnahme an einer Befragung werden die Antworten in einer Datenbank gespeichert und zwar getrennt von den personenbezogenen Daten. Die Ergebnisse der Studie werden dann zu Forschungszwecken beispielsweise in Tabellen und Grafiken zusammengefasst. Das heißt, niemand erfährt, welche Antworten Sie persönlich gegeben haben.

Da es sich beim GESIS GesellschaftsMonitor um mehrere Befragungen handelt (Wiederholungsbefragungen), werden Befragungen durch eine Code-Nummer miteinander verknüpft. Ergebnisse werden nur in anonymisierter Form dargestellt. Niemand kann aus den Ergebnissen erkennen, von welcher Person die Angaben gemacht worden sind.

Für die Einhaltung der Datenschutzbestimmungen ist verantwortlich:
GESIS - Leibniz-Institut für Sozialwissenschaften
Quadrat B2, 1
68159 Mannheim

Institutsleitung (Präsident): Prof. Dr. Christof Wolf

Betrieblicher Datenschutzbeauftragter: Harald Eul
E-Mail: datenschutz@gesis.org

c. Invitation E-Mail

Ihre neue Juni-/Juli-Umfrage 2015

Sehr geehrte Frau ...,

herzlichen Dank für Ihre Teilnahme am GESIS GesellschaftsMonitor.

Heute möchten wir Sie gerne einladen, an unserer aktuellen Befragung teilzunehmen. Über diesen Link kommen Sie direkt zu unserer Juni-/Juli-Umfrage 2015:

<https://www.gesis-gesellschaftsmonitor.de/...>

Als Dankeschön für Ihre Teilnahme erhalten Sie in Kürze wieder 5 Euro per Post. Bitte beachten Sie, dass es aufgrund des derzeitigen Streiks bei der Deutschen Post zu Verzögerungen kommen kann.

Wir wünschen Ihnen viel Spaß beim Ausfüllen der Umfrage. Die Beantwortung der Fragen wird etwa 20 Minuten in Anspruch nehmen.

Bei Rückfragen erreichen Sie uns telefonisch zu den üblichen Bürozeiten unter 0621-1246564 oder per E-Mail an info@gesis-gesellschaftsmonitor.de. Wir freuen uns über Ihr Interesse und beantworten gerne alle Fragen.

Mit herzlichen Grüßen aus Mannheim,
Ihr GESIS GesellschaftsMonitor Team

Hinweis zum Datenschutz:

In keinem Fall werden Daten weitergegeben, die Ihre Person erkennen lassen. Niemand kann aus den Auswertungen der Daten Rückschlüsse darauf ziehen, von welcher Person die Angaben gemacht worden sind. Weitere Informationen zum Datenschutz finden Sie hier:

https://www.gesis-gesellschaftsmonitor.de/privacy_policy.php

<https://www.gesis-gesellschaftsmonitor.de/...>

d. First E-Mail Reminder

Erinnerung: Ihre neue Juni-/Juli-Umfrage 2015

Sehr geehrte Frau ...,

wir haben Sie kürzlich zur Teilnahme an einer neuen Befragung eingeladen und würden uns sehr freuen, wenn auch Sie teilnehmen. Über den folgenden Link können Sie direkt an der Juni-/Juli-Umfrage 2015 teilnehmen:

<https://www.gesis-gesellschaftsmonitor.de/...>

Als Dankeschön für Ihre Teilnahme haben wir Ihnen bereits 5 Euro per Post zugeschickt.

Wir wünschen Ihnen viel Spaß beim Ausfüllen der Umfrage. Die Beantwortung der Fragen wird etwa 20 Minuten in Anspruch nehmen.

Bei Rückfragen erreichen Sie uns telefonisch unter 0621-1246564 oder per E-Mail an info@gesis-gesellschaftsmonitor.de. Wir freuen uns über Ihr Interesse und beantworten gerne alle Fragen.

Mit herzlichen Grüßen aus Mannheim,

Ihr GESIS GesellschaftsMonitor Team

Hinweis zum Datenschutz:

In keinem Fall werden Daten weitergegeben, die Ihre Person erkennen lassen. Niemand kann aus den Auswertungen der Daten Rückschlüsse darauf ziehen, von welcher Person die Angaben gemacht worden sind. Weitere Informationen zum Datenschutz finden Sie hier:

https://www.gesis-gesellschaftsmonitor.de/privacy_policy.php
<https://www.gesis-gesellschaftsmonitor.de/...>

e. Second E-Mail Reminder

Erinnerung: Ihre neue Juni/Juli-Umfrage 2015

Sehr geehrte Frau ...,

wir haben Sie kürzlich zur Teilnahme an einer neuen Befragung eingeladen und würden uns sehr freuen, wenn auch Sie teilnehmen. Über den folgenden Link können Sie direkt an der Juni-/Juli-Umfrage 2015 teilnehmen:

<https://www.gesis-gesellschaftsmonitor.de/...>

Als Dankeschön für Ihre Teilnahme haben wir Ihnen bereits 5 Euro per Post zugeschickt.

Bei Rückfragen erreichen Sie uns telefonisch unter 0621-1246564 oder per E-Mail an info@gesis-gesellschaftsmonitor.de. Wir freuen uns über Ihr Interesse und beantworten gerne alle Fragen.

Mit herzlichen Grüßen aus Mannheim,

Ihr GESIS GesellschaftsMonitor Team

Hinweis zum Datenschutz:

In keinem Fall werden Daten weitergegeben, die Ihre Person erkennen lassen. Niemand kann aus den Auswertungen der Daten Rückschlüsse darauf ziehen, von welcher Person die Angaben gemacht worden sind. Weitere Informationen zum Datenschutz finden Sie hier:

https://www.gesis-gesellschaftsmonitor.de/privacy_policy.php

<https://www.gesis-gesellschaftsmonitor.de/...>