



Leibniz-Institut
für Sozialwissenschaften

GESIS Panel Wave Report

Wave db

Ines Schaurer & Bella Struminskaya

02 November 2016

Content

Part I: About the GESIS Panel.....	4
1. General Overview	4
2. Data Collection Waves.....	4
2.1 Data Collection.....	4
2.2 Waves	5
3. Access to Data and Documentation	6
4. Bibliographic Citation and Notification of Publications.....	7
4.1 Bibliographic Citation.....	7
4.2 Notification of Publications	7
5. GESIS Panel Team.....	7
5.1 Core Team Members.....	7
5.2 Quality Assurance Board Members	8
6. Acknowledgements.....	8
Part II: Wave db (April 2016/ May 2016).....	9
1. Wave Preparation.....	9
1.1 Responsible GESIS Panel Team Members.....	9
1.2 Methodological Considerations	9
1.3 Studies.....	9
1.4 Questionnaire Composition	10
2. Fielding and Outcome Rates.....	10
2.1 Fielding Phase.....	10
2.2 Outcome Rates	11
3. Post-Processing.....	14
3.1 Data Cleaning and Quality Control.....	14
3.2 Handling of Ambiguous Cases in the Paper Questionnaire	14
3.3 Variables that are generated in the Process of Data Cleaning	14
3.4 Paradata	14
3.5 Disclosure of Variables	15
I. Field Phase	16
II. Outcome and Response Metrics.....	17
III. Documents.....	22
a. Invitation Letter for Offline Participants sent by Mail.....	22
b. Invitation Letter for Online Participants sent by Mail	24

c.	Invitation E-Mail	26
d.	First E-Mail Reminder.....	27
e.	Second E-Mail Reminder.....	28

Part I: About the GESIS Panel

1. General Overview

The GESIS Panel provides a probability-based Omnibus Access Panel infrastructure located at GESIS Leibniz Institute for the Social Sciences in Mannheim, Germany. The project offers the social science community a unique opportunity to collect survey data from a representative sample of the German population free of charge.

The sample encompasses the German speaking population aged between 18 and 70 years (at the time of recruitment) and permanently residing in Germany. Fully operational from the beginning of 2014 the GESIS Panel includes over 4800 panelists.

The omnibus survey waves take place on a bi-monthly basis, each taking about 20 minutes and split up into two self-administered survey modes (online, offline). 62% of the panelists participate online (Web-based surveys), 38% of the panelists attend the surveys by mail.

Each survey wave consists of two major parts: About 15 minutes of survey time is reserved for the submitted studies. Fielded external studies have undergone a peer-review process. The second part of each survey wave (about five minutes of interviewing time) is reserved for longitudinal core study topics developed by GESIS.

One aim of the GESIS Panel Longitudinal Core Study is to measure frequently demanded characteristics beyond demographics, such as personality and human values, political behavior and orientations, well-being and quality-of-life, environmental attitudes and behavior, and information/communication technology usage. Moreover, a second aim of the GESIS Panel Longitudinal Core Study is to assess and to control for data quality (i.e., different sources of survey error) by measuring concepts such as survey participation evaluations, survey mode habits and preferences, and by including selected items from other benchmark surveys (e.g., German micro-census, ESS, ALLBUS, ISSP).

2. Data Collection Waves

2.1 Data Collection

The data collection process employs two self-administered survey modes (online, offline). Data collection and panel maintenance is administered and organized by the GESIS Panel Team. From 2014 onwards, the GESIS Panel runs questionnaires submitted by the research community that underwent a review process.

Panel members were recruited in 2013 in face-to-face interviews followed by a self-administered welcome survey. The mode was chosen by the participants. All participants of the welcome survey are considered members of the panel and invited to the bi-monthly regular waves. Please refer to the methods report of the recruitment process.

From 2014 onwards all participants are invited by mail and receive an unconditional incentive of five Euros. For the online mode, all GESIS Panel questionnaires are implemented into the EFS Panel installation by Questback. In addition to the mail invitation, online participants receive an invitation and two reminders by email. The online data collection process is conducted by the GESIS Panel team. The online field phase lasts about eight weeks.

Offline data are collected by the mail service provider SSM. They send out all paper questionnaires one day before the start of the online field phase. No reminders are sent out in the offline mode. In-coming paper questionnaires are processed by SSM until one day before the start of the next wave's field phase. The data is entered manually and all questionnaires are archived electronically.

2.2 Waves

The GESIS Panel omnibus survey waves take place on a bi-monthly basis, each encompassing about 20 minutes starting with wave aa in August 2013. The regular field phase lasts until the beginning of the next wave for both modes. Each wave includes a number of studies.

Table 1 presents an overview of all waves fielded by the GESIS Panel so far with central characteristics. The first column indicates the name of the wave. Waves and studies are named after the GESIS Panel naming convention (see Codebook). Waves are signified by two letters, the first signifying the year and the second the wave in the year, both letters having the potential range from a to z. To give an example, wave aa is the first wave (starting in mid-August) in the first year of the GESIS Panel 2013 and wave ba is the first wave in the second year of the GESIS Panel that went into the field mid-February 2014.

The second column indicates the studies that were fielded in the respective wave. The last columns provide information on the field period as well as the number of invited panelists and the number of those that participated.

The first three waves in 2013 (waves aa, ab, ac) were part of the recruitment phase and therefore only include a subsample of panelists. The first wave of the GESIS Panel with the full sample is wave ba in February 2014.

Table 1 Overview of GESIS Panel Field Periods

Wave	Studies	Field period		Invited	Participation
		Online	Offline		
aa	aa, ab, zq	21.08.2013- 20.09.2013	21.08.2013- 14.10.2013	1094	874
ab	ab, ac, ad, zq	16.10.2013- 10.12.2013	16.10.2013- 10.12.2013	2589	2046
ac	ab, ae, af, zq	11.12.2013- 19.02.2014	11.12.2013- 19.02.2014	4327	3281
ba	zb, ag, ah, ai, zq	27.02.2014- 15.04.2014	27.02.2014- 15.04.2014	4888	4304
bb	zc, aj, ak, al, ai, zq	16.04.2014- 17.06.2014	16.04.2014- 17.06.2014	4866	4212
bc	zd, aj, am, an, zq	18.06.2014- 12.08.2014	18.06.2014- 12.08.2014	4839	4105
bd	ze, ao, ap, an, zq	13.08.2014- 14.10.2014	13.08.2014- 14.10.2014	4512	4035
be	zf, zg, zh, aq, an, zq	15.10.2014- 16.12.2014	15.10.2014- 16.12.2014	4458	4001
bf	zi, zh, am, ar, zq	17.12.2014-	17.12.2014-	4344	3882

Wave	Studies	Field period		Invited	Participation
		Online	Offline		
		17.02.2015	17.02.2015		
ca	zb, at, av, ar, zq	18.02.2015- 14.04.2015	18.02.2015- 14.04.2015	4249	3838
cb	zc, as, aq, aw, zq	15.04.2015- 16.06.2015	15.04.2015- 16.06.2015	4173	3775
cc	zd, zc, ax, ay, aw, zq	17.06.2015- 11.08.2015	17.06.2015- 11.08.2015	4090	3630
cd	ze, as, av, az, aw, zq	12.08.2015- 13.10.2015	12.08.2015- 13.10.2015	4025	3615
ce	zf, zg, zh, as, az, zy, aw, zq	14.10.2015- 15.12.2015	14.10.2015- 15.12.2015	3956	3595
cf	zi, ba, zh, bb, zy, aw, zq	16.12.2015- 16.02.2016	16.12.2015- 16.02.2016	3882	3531
da	zb, at, bc, av, be, zy, bf, aw, zq	17.02.2016- 19.04.2016	17.02.2016- 19.04.2016	3797	3493
db	zc, bg, bh, zy, bd, aw, zq	20.04.2016- 14.06.2016	20.04.2016- 14.06.2016	3734	3408

3. Access to Data and Documentation

The scientific use file of the GESIS Panel is accessible for scientific purposes only via the GESIS Data Archive in Cologne (DBK). Along with the dataset all documents are stored centrally in the data catalogue. The documentation comprises the wave reports, the questionnaires and a codebook that documents all variables in the dataset.

Every two months an updated edition of the master dataset is released that includes new data from the last wave as well as revisions from previous waves. Data will be accessible about two months after the end of the field period.

We provide two editions of this master dataset: a scientific use file accessible for research purposes (GESIS Panel Standard Edition: ZA5665) and a secure scientific use file that is only available for on-site use at the Secure Data Center in Cologne (GESIS Panel Extended Edition: ZA5664). To access the scientific use file, users have to register with the data catalogue of the Data Archive (<https://dbk.gesis.org/dbksearch/>) and apply for access to the GESIS Panel dataset. Researchers then need to sign a user contract. Upon approval of the data use request, the data archive will provide researchers with access to the current scientific use file via secure ftp download.

Due to privacy protection rules some variables are not included in the scientific use file but are only included in the secure scientific use file that can only be accessed on-site via the [Secure Data Center](#) at the GESIS data archive in Cologne. Please refer to the conditions of the Secure Data Center for more information on this opportunity to use the GESIS Panel data.

4. Bibliographic Citation and Notification of Publications

4.1 Bibliographic Citation

Each new release, with its own DOI, is marked as a new edition. Although each release may include changes to older waves, replicability is guaranteed since every variable remains in the dataset and new editions are not replaced but added as new variables. We ask users to always pay attention that they use the correct DOI of the dataset they used for publications.

Researchers are required to cite the dataset they use in publications as follows with the correct ZA and version number and DOI. Please use the following citations for the data with the doi: 10.4232/1.12587 and doi: 10.4232/1.12588.

German:

GESIS (2016): GESIS Panel Erweiterte Edition. GESIS Datenarchiv, Köln. ZA5664 Datenfile Version 15.0.0, doi: 10.4232/1.12587

GESIS (2016): GESIS Panel Standard Edition. GESIS Datenarchiv, Köln. ZA5665 Datenfile Version 15.0.0, doi: 10.4232/1.12588

English:

GESIS (2016): GESIS Panel Extended Edition. GESIS Data Archive, Cologne. ZA5664 Datafile Version 15.0.0, doi: 10.4232/1.12587

GESIS (2016): GESIS Panel Standard Edition. GESIS Data Archive, Cologne. ZA5665 Datafile Version 15.0.0, doi: 10.4232/1.12588

4.2 Notification of Publications

To get an overview over the actual usage of our data, we would appreciate short notification in case of publications using GESIS Panel data to info@gesis-panel.de. Please notify bibliographic information of your publication and the DOI of the data set used. In accordance with our user contract we ask researchers to provide us with an electronic or paper copy of their publications. Publications that use GESIS Panel data are included in the official GESIS Panel bibliography on our homepage.

5. GESIS Panel Team

5.1 Core Team Members

The GESIS Panel team members are Prof. Dr. Michael Bosnjak (Team Leader), Steffen Pötzschke, Ines Schaurer, and Katharina Schmidt (Survey Project Management), Robert Bauer and Kai Weyandt (Survey Statistics and Data Quality Management), Gabriele Wahlig (Panel Management), Kai Böge, and Lutz Bremen (Software Adjustment and Maintenance).

5.2 Quality Assurance Board Members

The members of the GESIS Panel Scientific Quality Assurance Board are Jun.-Prof. Dr. Annelies Blom (University of Mannheim), Prof. Dr. Alan Bryman (University of Leicester), Dr. Mario Callegaro, Prof. Dr. Mick Couper (University of Michigan), Prof. Dr. Marcel Das (CentERdata and Tilburg University), Prof. Dr. Don Dillman (Washington State University), Prof. Dr. Marek Fuchs (Technical University Darmstadt), Prof. Dr. Arie Kapteyn (University of Southern California), Prof. Dr. Jon Krosnick (Stanford University), Prof. Dr. Peter Lynn (University of Essex), Prof. Dr. Norbert Schwarz (University of Southern California), and Ass.-Prof. Dr. Vera Toepoel (Utrecht University).

6. Acknowledgements

The GESIS Panel thanks the researchers submitting proposals to and fielding studies in the GESIS Panel. We are grateful to the anonymous reviewers that provide valuable feedback to the submitted studies.

Part II: Wave db (April 2016/ May 2016)

1. Wave Preparation

1.1 Responsible GESIS Panel Team Members

Survey project management: Ines Schaurer & Bella Struminskaya

Data management: Kai Weyandt

Data archiving: Kai Weyandt

Panel management: Gabriele Wahlig

1.2 Methodological Considerations

Wave db is the 14th regular panel wave of the GESIS Panel after the recruitment process was finished. Overall, 3734 active panelists were invited to participate in wave db.

All participants were invited by mail and received an unconditional incentive of five Euros. Online participants received an email invitation in addition.

1.3 Studies

Wave db consisted of eight studies (see Table 2). The first study fielded in Wave db is the GESIS Panel Longitudinal Core Study on political and social participation by Jan van Deth, Gema Garcia Albacete & Tanja Dannwolf (zc). The first external study is one of two Fast-Track studies (zy) in Wave db. This study by Henrik Andersen and Jochen Mayerl investigates the Islamophobia and the fear of terrorist attacks. The second Fast-Track study by Nils D. Steiner focusses on attitudes towards TTIP and their determinants. The second external module is the first wave of study bg by Hans-Jürgen Andreß and Timo-Kolja Pförtner which uses the standard of living approach to measure poverty. The following external study by Goran Knezevic and Ljiljana Lazarevic (bh) is the first wave of a longitudinal study on stability and the relevance of disintegration. The following module by Ulrich Wagner, Peter Schmidt and Mathias Kauff (bd) is a longitudinal experiment that investigates attitudes towards ethnic minority groups. The last external module (aw) by Charles C. Driver and Manuel Völkle is the seventh wave of a study on subjective well-being that includes 13 waves of data collection in total. In the first six waves, the study contains a scale experiment. Wave db closes with study zq on survey evaluation, which is a GESIS Panel Longitudinal Core Study and is part of every panel wave.

Table 2 Overview of GESIS Panel Studies in Wave db

Study	Waves	Authors	Title
zc	Core study	Jan van Deth, Gema Garcia Albacete & Tanja Dannwolf	GESIS Panel Longitudinal Core Study Module Political and Social Participation
zy	db	Henrik Andersen & Jochen Mayerl	Islamophobia and the fear of terrorist attacks

Study	Waves	Authors	Title
zy	db	Nils D. Steiner	Attitudes towards TTIP and their determinants
bg	db	Hans-Jürgen Andreß & Timo-Kolja Pfortner	The standard of living approach to the measurement of poverty
bh	db	Goran Knezevic & Ljiljana Lazarevic	Stability and relevance of Disintegration
bd	db	Ulrich Wagner, Peter Schmidt & Mathias Kauff	Attitudes towards ethnic minority groups
aw	cb until eb	Charles C. Driver & Manuel Völkle	Within-yearly dynamics and cycles in subjective well-being
zq	Core study	Bella Struminskaya, Michael Bosnjak & Lars Kaczmirek	Survey evaluation

1.4 Questionnaire Composition

The wave db questionnaire begins with 15 questions on political and social participation (study zc). It continues with 6 questions of the two fast-track studies zy on Islamophobia and the fear of terrorist attacks and on attitudes towards TTIP and their determinants. The subsequent study bg consists of eight questions. The questionnaire continues with two matrix questions on stability and relevance of disintegration (study bh). This is followed by study bd which contains an experiment with four experimental conditions and is on attitudes towards ethnic minority groups. There are six questions for each condition and two common questions for all experimental groups. The questionnaire continues with 28 questions of study aw.

The questionnaire closes with the regular module on respondents' evaluation of the questionnaire (core study zq) with ten questions. Within study zq the online and offline questionnaires differ with respect to two questions: Online respondents were asked about the electronic device they used to fill in the questionnaire (variables dbzq014a and dbzq015a). Offline respondents were asked on which date they filled in the questionnaire (variables dbzq017a and dbzq018a).

The online and offline questionnaire as well as the codebook and the study descriptions can be accessed via the study entry in the GESIS Data Archive.

2. Fielding and Outcome Rates

2.1 Fielding Phase

The invitation was sent out by mail on 19 April 2016 for all respondents (online and offline). The invitation letter included a five-Euro bill as an unconditional incentive. The letter for the offline respondents additionally included the paper questionnaire. Online respondents additionally received an invitation by email on 20 April 2016. The fieldwork for the wave db ended on 14 June 2016.

Overall, 3734 active members of the GESIS Panel were invited, 1249 in the offline mode and 2485 in the online mode. The respondents invited by mail did not receive any reminders. The online participants who have not participated in the survey received two reminders on 28 April 2016 and 4 May 2016. The text of the invitation letters (online and offline) and the reminders (only email) can be found in the Appendix.

Figure 1 shows the cumulative participation over the field period and the daily return of online and paper questionnaires. A detailed table can be found in the Appendix (see Table 5).

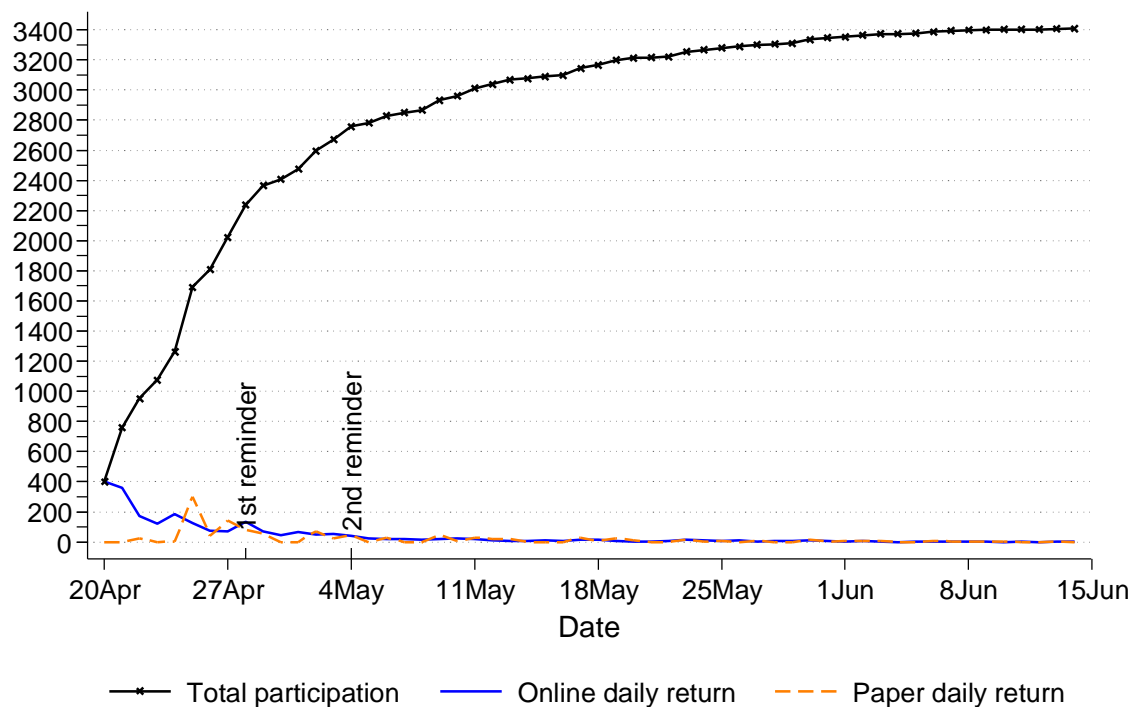


Figure 1 Wave db field phase

2.2 Outcome Rates

Response rates calculations for self-administered online and offline surveys within the GESIS Panel are based on Callegaro and DiSogra (2008), DiSogra and Callegaro (2016) and Final Disposition Codes for Mail Surveys (American Association for Public Opinion Research, 2011). For detailed information on coding of the outcomes, refer to Table 6 in the Appendix.

The completion rate (COMR) is the proportion of those who completed or partially completed the survey over eligible panel members who were invited to the survey. All active panel members are eligible for the wave. Active panel members are those who do not sign off from the panel. The eligibility for the wave surveys is defined as the returned welcome questionnaire: All invited panelists who returned the welcome questionnaire and did not sign off from the panel afterwards, were invited to the wave. The completion rate is computed separately for two modes and as an overall rate with counting the response to the mode the respondent was originally invited to.

$$\text{Completion Rate COMR} = \frac{\text{Interview} + \text{Partial}}{\text{Interview} + \text{Partial} + \text{Refusal} + \text{Noncontact} + \text{Other}}$$

$$\text{Overall COMR} = (3356 + 27) / (3356 + 27 + 31 + 15 + 304) = 90.60\%$$

$$\text{COMR Online} = (2270 + 17) / (2270 + 17 + 25 + 0 + 173) = 92.03\%$$

$$\text{COMR Offline} = (1086+10)/(1086+10+6+15+131) = 87.75\%$$

The absorption rate indicates the quality of address lists of active panel members. This estimate is a proportion of non-contacts among the active panelists.

$$\text{Absorption Rate} = \frac{\text{Invitations Sent} - \text{Undeliverable Invitations}}{\text{Invitations Sent}}$$

$$\text{Overall Absorption Rate} = (3734-15)/3734 = 99.60\%$$

$$\text{Absorption Rate Online} = (2485-0)/2485 = 100.00\%$$

$$\text{Absorption Rate Offline} = (1249-15)/1249 = 98.80\%$$

The cumulative response rate (COMR) is obtained by multiplication of the recruitment rate, profile rate, and the completion rate for each wave. The detailed information about the calculation of the recruitment rate and the profile rate is provided in the Appendix.

$$\text{Cumulative Response Rate 1 (CUMR1)} = \text{RECR} \times \text{PROR} \times \text{COMR}$$

$$\text{Overall CUMR1 Wave db} = 0.2898 \times 0.7942 \times 0.9060 = 20.86\%$$

$$\text{CUMR1 Wave db Online} = 0.2898 \times 0.7878 \times 0.9203 = 21.01\%$$

$$\text{CUMR1 Wave db Offline} = 0.2898 \times 0.8067 \times 0.8775 = 20.52\%$$

The cumulative response rate 2 (CUMR2) takes into account the retention rate (RETR), that is, the number of active panel members at the time of this wave out of all active panel members (i.e., the panelists who returned the welcome questionnaire). It is advisable to report this indicator when using the data from a single wave.

$$\text{Retention Rate} = \frac{\text{Overall Active Panel@Wave db}}{\text{Overall Active Panel@Welcome Survey}} = 3734/4938 = 75.62\%$$

$$\text{Retention Rate Online}^1 = 2485/3068 = 81.00\%$$

$$\text{Retention Rate Offline} = 1249/1870 = 66.79\%$$

¹ The percentages of retention for online and offline panel components are not exact. From 4938 panelists defined as active panel, 4929 were invited to the first regular wave after the profile survey since 9 panelists signed off from the panel after the profile survey. For all panelists who were invited to the first regular wave after the profile survey, the mode of panel participation is the mode they were invited to participate in the first regular wave. For 9 panelists who signed off from the panel before the first regular wave, we treat the mode of participation in the profile survey as the panel participation mode: 5 offline and 4 online participants who signed off before the first regular wave are included into the active panel as 5 offliners and 4 onliners. Furthermore, GESIS Panel generally allows offline respondents to switch to the online mode if they actively communicate their wish to panel management and in exceptional cases a switch from online to offline is allowed (e.g., a person does not have a computer anymore and would otherwise be lost). In Wave cf, 8 persons were invited in the mode other than their mode at the start of the panel (4 online-offline and 4 offline-online switches). This does not affect the retention rate for Wave cf, but in waves where the number of switches in one direction is higher than in another direction, the retention rates would be affected. Thus, we ask to report the rates for offline and online participants with caution.

Cumulative Response Rate 2 (CUMR2)=RECR×PROR×COMR×RETR

Overall CUMR2 Wave db = $0.2898 \times 0.7942 \times 0.9060 \times 0.7562 = 15.77\%$

CUMR2 Wave da Online² = $0.2898 \times 0.7878 \times 0.9203 \times 0.8100 = 17.02\%$

CUMR2 Wave da Offline = $0.2898 \times 0.8067 \times 0.8775 \times 0.6679 = 13.70\%$

The break-off rate is a proportion of those who answered less than 50% of the substantial questions over those who started the interview (answered at least one question).

Break-Off rate = $\frac{\text{Break-Off}}{\text{Interview+Partial+Break-Off}} = 19/(3439+32+19) = 0.68\%$

Break-off rate Online = $19/(2270+17+19) = 0.82\%$

Break-off rate Offline = $4/(1086+10+4) = 0.36\%$

Attrition rate in this wave report is defined as the proportion of the panel members who drop out between the welcome survey that was the first self-administered survey of the GESIS Panel and the current wave. According to the definition of the active panel (returned the welcome questionnaire), the active panel after the welcome questionnaire was 4938 panel members. During the recruitment phase, 50 panel members have signed off from the panel.

Attrition can occur voluntarily and involuntarily (DiSogra and Callegaro, 2016). In the GESIS Panel, during the recruitment and in the first three regular waves (ba, bb, and bc) attrition was a result of panel members contacting the GESIS Panel and requesting to be removed from the panel (voluntary attrition). Cases in which inability to participate due to health reasons or death of a panel member were communicated to the GESIS Panel by other persons (such as panel members' relatives) were treated as voluntarily attrition and removed from the panel.

If panel members do not respond to three consecutive waves or cannot be reached for three consecutive waves, they are excluded from the GESIS Panel (involuntary attrition). Removal of panel members due to prolonged nonresponse or prolonged noncontact was done before wave bd for the first time and is done before each wave. The attrition rate reported below includes cases for which a request has been done to be removed as well as cases removed by the GESIS Panel.

Attrition rate = $\frac{\text{Overall Active Panel@Welcome Survey} - \text{Overall Active Panel@Wave db}}{\text{Overall Active Panel@Welcome Survey}} =$
 $= (4938-3734)/4938 = 24.38\%$

² The CUMR2 for online and offline panel components are affected by the calculations of the retention rates. The explanations provided in Footnote 2 apply here as well. It is advisable to report the overall retention rate and the overall cumulative response rate.

3. Post-Processing

3.1 Data Cleaning and Quality Control

Variable dbza002a indicates the mode in which a respondent answered the questionnaire. In general, paper questionnaires offer less guidance to respondents on how to answer a question than online questionnaires. This might even cause questions to be answered in an unintended manner and render the offline and online data incomparable. Such cases are marked as unclear by the field institute entering the data and thoroughly checked by the survey management of GESIS Panel (see section 3.2.).

The longitudinal character of the panel requires special attention to data protection measures. Some variables might therefore require special security levels. These variables are discussed and listed in section 3.5.

3.2 Handling of Ambiguous Cases in the Paper Questionnaire

The paper questionnaires are entered manually by a field institute. Any problems and unclear responses are marked by the person entering the data and marked as -111. The main incidences are cases in which the person entering the data was uncertain of how to interpret the information provided by the respondent in the questionnaire. In contrast to previous wave publications recoding of the ambiguous cases has not been done.

3.3 Variables that are generated in the Process of Data Cleaning

Table 3 lists the variables that were generated in the process of data cleaning. In wave db only one indicator variable had to be generated due to privacy reasons. The text responses with comments about the questionnaire in variable dbzq016a are not published. Only a variable indicating whether the respondent left comments on the survey or not (dbzq016b) is published.

Table 3 Overview of Generated Variables in Wave db

Variable	Variable Label	Reason
dbzq016b	Anmerkungen, dichotom	Data protection: The text responses are not published but only a variable indicating whether the respondent left comments on the survey.

3.4 Paradata

In general, paradata can be easily identified in the dataset by the third and fourth digit in the variable name "zr". In general, more paradata are available in the online mode.

For the online mode, relative time stamps (variables dbzr001a to dazr065a) for each page are available. These time variables report the time difference in seconds between pressing the forward button of the respective page and the absolute time stamp. The absolute time stamp variable (dbzp207a) signifies the time in seconds which is past since 1.1.1970 when loading the first page of the survey.

The connected page id is mentioned in the label. The page id for each question can be found in the codebook or on the screenshots of the online questionnaire. For technical details about the logic of the provided time stamp variables please see the EFS manual.

In wave db, several client side based paradata are collected in page-based string variables (dbzs001a to dbzs065a). The connected page id is mentioned in the label. The page id for each question can be found in the codebook or on the screenshots of the online questionnaire. For detailed information please see the separate paradata documentation (ZA5664-65_Online-Paradata.pdf).

3.5 Disclosure of Variables

Generally answers to open questions are not included in the Standard Edition. They are available in the Extended Edition. Table 4 gives an overview on the variables that are additionally available in the Extended Edition.

Table 4 Overview of Variables only Available in the Extended Edition

Variable	Variable Label	Reason
dbzp209a	Javascript version	Data protection
dbzp210a	Flash version	Data protection

The text responses with comments about the questionnaire in variable dbzq016a are not published. Only a variable indicating whether the respondent left comments on the survey or not (dbzq016b) is published in the standard edition.

Appendix

I. Field Phase

Table 5 Field Period

Date	Event	Online No.	%	Offline No.	%	Total No.	%
20Apr2016		401	17.37	0	0.00	401	11.77
21Apr2016		359	15.55	0	0.00	359	10.53
22Apr2016		172	7.45	22	2.00	194	5.69
23Apr2016		122	5.29	0	0.00	122	3.58
24Apr2016		185	8.02	2	0.18	187	5.49
25Apr2016		128	5.55	302	27.45	430	12.62
26Apr2016		76	3.29	41	3.73	117	3.43
27Apr2016		71	3.08	142	12.91	213	6.25
28Apr2016	1 st email reminder	133	5.76	83	7.55	216	6.34
29Apr2016		69	2.99	57	5.18	126	3.70
30Apr2016		44	1.91	0	0.00	44	1.29
01May2016		66	2.86	0	0.00	66	1.94
02May2016		49	2.12	72	6.55	121	3.55
03May2016		54	2.34	22	2.00	76	2.23
04May2016	2 nd email reminder	42	1.82	44	4.00	86	2.52
05May2016		23	1.00	0	0.00	23	0.67
06May2016		19	0.82	29	2.64	48	1.41
07May2016		20	0.87	0	0.00	20	0.59
08May2016		17	0.74	0	0.00	17	0.50
09May2016		20	0.87	47	4.27	67	1.97
10May2016		22	0.95	6	0.55	28	0.82
11May2016		19	0.82	30	2.73	49	1.44
12May2016		10	0.43	19	1.73	29	0.85
13May2016		9	0.39	21	1.91	30	0.88
14May2016		9	0.39	0	0.00	9	0.26
15May2016		12	0.52	0	0.00	12	0.35
16May2016		9	0.39	0	0.00	9	0.26
17May2016		17	0.74	29	2.64	46	1.35
18May2016		14	0.61	8	0.73	22	0.65
19May2016		6	0.26	24	2.18	30	0.88
20May2016		4	0.17	11	1.00	15	0.44
21May2016		4	0.17	0	0.00	4	0.12
22May2016		6	0.26	0	0.00	6	0.18
23May2016		16	0.69	15	1.36	31	0.91
24May2016		10	0.43	3	0.27	13	0.38
25May2016		6	0.26	7	0.64	13	0.38
26May2016		10	0.43	0	0.00	10	0.29
27May2016		2	0.09	8	0.73	10	0.29
28May2016		5	0.22	0	0.00	5	0.15
29May2016		7	0.30	0	0.00	7	0.21

Date	Event	Online No.	%	Offline No.	%	Total No.	%
30May2016		10	0.43	15	1.36	25	0.73
31May2016		8	0.35	3	0.27	11	0.32
01Jun2016		1	0.04	6	0.55	7	0.21
02Jun2016		5	0.22	6	0.55	11	0.32
03Jun2016		3	0.13	5	0.45	8	0.23
05Jun2016		3	0.13	0	0.00	3	0.09
06Jun2016		2	0.09	9	0.82	11	0.32
07Jun2016		2	0.09	4	0.36	6	0.18
08Jun2016		2	0.09	3	0.27	5	0.15
09Jun2016		1	0.04	1	0.09	2	0.06
10Jun2016		0	0.00	2	0.18	2	0.06
11Jun2016		1	0.04	0	0.00	1	0.03
13Jun2016		2	0.09	2	0.18	4	0.12
14Jun2016		1	0.04	0	0.00	1	0.03
Total		2308	100	1100	100	3408	100

II. Outcome and Response Metrics

Response rates calculations for the recruitment interview for the GESIS Panel are based on Final Disposition Codes for In-Person Household Surveys (American Association for Public Opinion Research, 2011). The response metrics for self-administered online and offline surveys, including the welcome survey, are based on Callegaro and DiSogra (2008), DiSogra and Callegaro (forthcoming) and Final Disposition Codes for Mail Surveys (American Association for Public Opinion Research, 2011).

The Recruitment Rate (RECR) is a proportion of respondents who provided initial consent over all eligible respondents. We provide two recruitment rates, a maximum and a minimum recruitment rate, which correspond conceptually to AAPOR1 and AAPOR5 response rates. The minimum recruitment rate (RECR1) estimates all cases of unknown eligibility (e) as eligible, the maximum recruitment rate (RECR5) estimates all cases of unknown eligibility as non-eligible. For detailed information on coding of outcomes for the CAPI interview, refer to Table 6 in the Appendix and to the *TNS Recruitment Report*.

Recruitment rate RECR

$$\text{Overall RECR} = \frac{\text{Initial Consent}}{\text{Initial Consent} + \text{Refusal} + \text{Noncontact} + \text{Other} + e(\text{Unknown Household} + \text{Unknown Other})}$$

RECR1 (with e=1)=28.98%

RECR5 (with e=0)=31.56%

The profile rate (PROR) is a proportion of respondents who completed or partially completed the welcome questionnaire over all respondents who were sent an invitation to the welcome questionnaire. Complete response is defined as 80% and more answered substantial questions. Partial response is defined as 50-80% answered substantial questions. Substantial questions

are questions starting from the first question to up to the survey evaluation items (denoted as zq in codebooks).

The profile rate is calculated separately for online and mail modes. If the respondent switched the mode, and completed/broke-off the questionnaire, his or her response is counted in the mode the respondent completed the survey. In case of the mode switch, respondents' invitation mode is replaced by the actual participation mode. Non-responding cases are counted to the mode in which they were sent the invitation to the welcome survey.

$$\text{Profile Rate PROR} = \frac{\text{Profile Survey Complete} + \text{Profile Survey Partial}}{\text{Profile Survey Complete} + \text{Partial} + \text{Refusal} + \text{Noncontact} + \text{Other}}$$

$$\text{Overall PROR} = 4932/6210 = 79.42\%$$

$$\text{PROR Online} = 3233/4104 = 78.78\%$$

$$\text{PROR Offline} = 1699/2106 = 80.67\%$$

$$\text{Response Rate for the Welcome Survey} = \text{RECR1} \times \text{PROR} = 23.02\%$$

$$\text{Response Rate for the Welcome Survey Online} = \text{RECR1} \times \text{PROR} = 22.83\%$$

$$\text{Response Rate for the Welcome Survey Offline} = \text{RECR1} \times \text{PROR} = 23.38\%$$

Absorption rate indicates the quality of address lists of active panel members. This estimate is a proportion of noncontacts among the active panelists.

$$\text{Absorption Rate}^3 = \frac{\text{Invitations Sent} - \text{Undeliverable Invitations}}{\text{Invitations Sent}} = (6210 - 27)/6210 = 99.57\%$$

The break-off rate is a proportion of those who answered less than 50% of the substantial questions over those who started the interview (answered at least one question).

$$\text{Break-Off Rate} = \frac{\text{Break-Off}}{\text{Interview} + \text{Partial} + \text{Break-Off}} = 20/(4875 + 57 + 20) = 0.40\%$$

$$\text{Break-Off Rate Online} = 6/(3223 + 10 + 6) = 0.19\%$$

$$\text{Break-Off Rate Offline} = 14/(1652 + 47 + 14) = 0.82\%$$

Attrition rate in this wave report is defined as the proportion of the panel members who drop out between the welcome survey that was the first self-administered survey of the GESIS Panel and the current wave. According to the definition of the active panel (returned the welcome questionnaire), the active panel after the welcome questionnaire was 4938 panel members. During the recruitment phase, 50 panel members have signed off from the panel.

³ Since both online and offline respondents were invited per post, the absorption rate is calculated without a distinction by mode.

Attrition can occur voluntarily and involuntarily (DiSogra and Callegaro, forthcoming). In GESIS Panel, during the recruitment and in the first three regular waves (ba, bb, and bc) attrition was a result of panel members contacting the GESIS Panel and requesting to be removed from the panel (voluntary attrition). Cases in which inability to participate due to health reasons or death of a panel member were communicated to the GESIS Panel by other persons (such as panel members' relatives) were treated as voluntary attrition and removed from the panel.

If panel members do not respond to three consecutive waves or cannot be reached for three consecutive waves, they are excluded from the GESIS Panel (involuntary attrition). Removal of panel members due to prolonged nonresponse or prolonged noncontact was done before wave bd for the first time and is done before each wave. The attrition rate reported below includes cases for which a request has been done to be removed as well as cases removed by the GESIS Panel.

$$\text{Attrition rate} = \frac{\text{Overall active panel@Welcome survey} - \text{Overall active panel@Wave db}}{\text{Overall active panel@Welcome survey}}$$

$$= (4938 - 3797) / 4938 = 23.11\%$$

Table 6 Outcome Codes

CAPI Recruitment	Overall	Online	Offline
Initial consent	6210	n/a	n/a
Cases directly and actively refusing	10498	n/a	n/a
Non-contacts	1864	n/a	n/a
Other eligible non-interview cases	1104	n/a	n/a
Unknown if housing unit	247	n/a	n/a
Unknown eligibility other	1502	n/a	n/a
Profile (Welcome) Survey	Overall	Online	Offline
Profile survey Invited	6210	3997	2213
Invited including mode switch	6210	4104	2106
Profile survey complete	4875	3223	1652
Profile survey partial	57	10	47
Refusal to complete profile survey	50	28	22
Break-off (among refusal)	20	6	14
Profile survey non-contact (bouncer/retour)	27	13	14
Profile survey other	1201	830	371
Single Wave Surveys	Overall	Online	Offline
Wave db Invited	3734	2485	1249
Wave db Complete	3356	2270	1086
Wave db Partial	27	17	10
Wave db Refusal	31	25	6
Break-off (among refusal)	23	19	4
Wave db Noncontact (bouncer/retour)	15	0	15
Wave db Other	304	173	131

Note: Complete response is defined as 80% and more of answered substantial questions. Partial response is defined as 50-80% of answered substantial questions. Break-off is defined as providing an answer to at least one substantial question and to less than 50% substantial questions. Refusal includes active (explicit) refusal and implicit refusal (leaving the questionnaire unanswered). Substantial questions are questions starting from the first question to up to the survey evaluation items (denoted as zq in codebooks).


Table 7 AAPOR Code Scheme


Returned questionnaire	1.0
Complete	1.1
Partial or break-off with sufficient information	1.2
Eligible. Non-Interview	2.0
Refusal and Breakoff	2.10
Refusal	2.11
Other person refusal	2.111
Known respondent-level refusal	2.112
Explicit refusal	2.1121
Explicit refusal with incentive	2.11211
Explicit refusal no incentive	2.11212
Implicit refusal	2.1122
Logged on to survey. did not complete any items	2.11221
Blank questionnaire mailed back. „implicit refusal“	2.113
Blank questionnaire with incentive returned	2.1131
Blank questionnaire with no incentive returned	2.1132
Break-off: questionnaire too incomplete to process/Break-off or partial with insufficient information	2.12
Non-contact	2.20
Notification that respondent was unavailable during field period	2.26
Completed questionnaire but not returned during field period	2.27
Other	2.30
Death (including Post: „Deceased“)	2.31
Physically or mentally unable/incompetent	2.32
Language	2.33
Respondent language problem	2.332
Miscellaneous	2.36
Unknown eligibility. non-interview	3.0
Not mailed / No invitation sent	3.11
Nothing ever returned	3.19
Post: No Mail Receptacle	3.253
Unknown whereabouts. mailing returned undelivered	3.30
Invitation returned undelivered (Email Bouncer)	3.30
Email Bouncer: Delivery problem	3.3113
Email Bouncer: Mailbox unknown	3.3114
Email Bouncer: Postbox full	3.3115
Email Bouncer: Spam-Filter	3.3116
Post: Undeliverable as addressed	3.31
Post: Attempted - Addressee not known at place of address	3.311
Postal box full	3.3112
Post: Moved, left no address	3.32
Returned with forwarding information	3.40
Other	3.90

Note: Estimate of eligible cases from the cases with unknown eligibility (e) is set to 1 for the calculation of response rates yielding no ineligible cases since the eligibility was determined during the recruitment interview.

III. Documents


a. Invitation Letter for Offline Participants sent by Mail





Leibniz-Institut
für Sozialwissenschaften


GESIS · Postfach 10 28 36 · 68028 Mannheim



GESIS GesellschaftsMonitor
Postfach 10 28 36
68028 Mannheim
Telefon 0621 – 1246 – 564
Telefax 0621 – 1246 – 577
www.gesis-gesellschaftsmonitor.de

Mannheim, 19. April 2016

Einladung zu unserer April-/Mai-Umfrage


Sehr geehrter 

herzlichen Dank für Ihre Teilnahme am GESIS GesellschaftsMonitor. Heute möchten wir Sie gerne einladen, an unserer aktuellen April-/Mai-Umfrage teilzunehmen. Die Beantwortung der Fragen wird etwa 20 Minuten in Anspruch nehmen. Bitte schicken Sie uns den ausgefüllten Fragebogen wieder mit dem beiliegenden frankierten Rückumschlag zu.

Wir wünschen Ihnen viel Spaß beim Ausfüllen der Umfrage. Als Dankeschön für Ihre Teilnahme haben wir Ihnen in diesem Schreiben wieder 5 Euro beigelegt.

Hat sich Ihre Adresse geändert oder ziehen Sie in Kürze um? Bei Adressänderungen oder sonstigen Rückfragen erreichen Sie uns telefonisch zu den üblichen Bürozeiten unter 0621-1246564 oder per E-Mail an info@gesis-gesellschaftsmonitor.de. Wir freuen uns über Ihr Interesse und beantworten gerne alle Fragen.

Mit freundlichen Grüßen




Prof. Michael Bosnjak und das gesamte Projektteam

P.S.: Informationen zum Datenschutz finden Sie auf der Rückseite dieses Briefes.

GESIS e.V.
Vereinsregister Amtsgericht Mannheim
Registernummer VR 1449
Steuer-Nr. 38145/01607
USt-Id.Nr. DE814839735

BW-Bank Stuttgart
BLZ 600 501 01
Konto-Nr. 749 650 43 33
BIC/SWIFT-Code SOLADEST600
IBAN DE31 6005 0101 7496 5043 33

GESIS e.V. ist Mitglied der Leibniz-Gemeinschaft
Präsident und Vorstand
Prof. Dr. Christof Wolf
Postfach 12 21 55
68072 Mannheim



Erklärung zum Datenschutz und zur absoluten Vertraulichkeit Ihrer Angaben bei dem GESIS GesellschaftsMonitor

GESIS – Leibniz-Institut für Sozialwissenschaften arbeitet nach den Vorschriften des Bundesdatenschutzgesetzes (BDSG) und allen anderen anwendbaren datenschutzrechtlichen Bestimmungen.

Das gilt auch für die Wiederholungsbefragungen beim GESIS GesellschaftsMonitor, wo es wichtig ist, mehrere Befragungen mit derselben Person durchzuführen und die statistische Auswertung so vorzunehmen, dass die Angaben aus mehreren Befragungen durch eine Code-Nummer miteinander verknüpft werden. Auch hier gilt:

Es gibt keine Weitergabe von Daten, die Ihre Person erkennen lassen.

Die Ergebnisse werden – genauso wie bei Einmalbefragungen – ausschließlich in **anonymisierter Form** dargestellt. Das bedeutet: Niemand kann aus den Ergebnissen erkennen, von welcher Person die Angaben gemacht worden sind.

Die Teilnahme am GESIS GesellschaftsMonitor ist freiwillig. Erhaltene Aufwandsentschädigungen sind keine Bezahlung, sondern ein Dankeschön für die gegebene Unterstützung der wissenschaftlichen Forschung. Sie gehen damit keine Verpflichtung für weitere Befragungen ein. Die Beendigung bzw. das Abbrechen der Teilnahme ist jederzeit möglich und mit keinen Nachteilen verbunden. Um nicht mehr teilzunehmen, bedarf es keiner Kündigung.

Nach der Teilnahme an einer Befragung werden die Antworten in einer Datenbank gespeichert und zwar getrennt von den personenbezogenen Daten. Die Ergebnisse der Studie werden dann zu Forschungszwecken beispielsweise in Tabellen und Grafiken zusammengefasst. Das heißt, niemand erfährt, welche Antworten Sie persönlich gegeben haben.

Da es sich beim GESIS GesellschaftsMonitor um mehrere Befragungen handelt (Wiederholungsbefragungen), werden Befragungen durch eine Code-Nummer miteinander verknüpft. Ergebnisse werden nur in anonymisierter Form dargestellt. Niemand kann aus den Ergebnissen erkennen, von welcher Person die Angaben gemacht worden sind.

Für die Einhaltung der Datenschutzbestimmungen ist verantwortlich:
GESIS – Leibniz-Institut für Sozialwissenschaften
Quadrat B2, 1
68159 Mannheim

Institutsleitung (Präsident): Prof. Dr. Christof Wolf

Betrieblicher Datenschutzbeauftragter: Harald Eul
E-Mail: datenschutz@gesis.org

b. Invitation Letter for Online Participants sent by Mail



Leibniz-Institut
für Sozialwissenschaften


GESIS · Postfach 10 28 36 · 68028 Mannheim



GESIS GesellschaftsMonitor
Postfach 10 28 36
68028 Mannheim
Telefon 0621 – 1246 – 564
Telefax 0621 – 1246 – 577
www.gesis-gesellschaftsmonitor.de

Mannheim, 19. April 2016

—
Einladung zu unserer April-/Mai-Umfrage

Sehr geehrter 

herzlichen Dank für Ihre Teilnahme am GESIS GesellschaftsMonitor. Heute möchten wir Sie gerne einladen, an unserer aktuellen April-/Mai-Umfrage teilzunehmen. Die Beantwortung der Fragen wird etwa 20 Minuten in Anspruch nehmen.

Wir wünschen Ihnen viel Spaß beim Ausfüllen der Umfrage. Als Dankeschön für Ihre Teilnahme haben wir Ihnen in diesem Schreiben wieder 5 Euro beigelegt.

Den Link zur aktuellen Umfrage erhalten Sie in den nächsten Tagen wie gewohnt per E-Mail. Sie können die Umfrage aber auch manuell starten, indem Sie sich auf unserer Homepage www.gesis-gesellschaftsmonitor.de mit Ihren persönlichen Zugangsdaten anmelden.

Hat sich Ihre Adresse geändert oder ziehen Sie in Kürze um? Sie können Ihre Adresse online in Ihrem persönlichen Mitgliedsbereich ändern. Bei Adressänderungen oder sonstigen Rückfragen können Sie uns auch telefonisch zu den üblichen Bürozeiten unter 0621-1246564 oder per E-Mail an info@gesis-gesellschaftsmonitor.de kontaktieren. Wir freuen uns über Ihr Interesse und beantworten gerne alle Fragen.

—
Mit freundlichen Grüßen



Prof. Michael Bosnjak und das gesamte Projektteam

P.S.: Informationen zum Datenschutz finden Sie auf der Rückseite dieses Briefes.

GESIS e.V.
Vereinsregister Amtsgericht Mannheim
Registernummer VR 1449
Steuer-Nr. 38145/01607
USt-Id.Nr. DE814839735

BW-Bank Stuttgart
BLZ 600 501 01
Konto-Nr. 749 650 43 33
BIC/SWIFT-Code SOLADEST600
IBAN DE31 6005 0101 7496 5043 33

GESIS e.V. ist Mitglied der Leibniz-Gemeinschaft
Präsident und Vorstand
Prof. Dr. Christof Wolf
Postfach 12 21 55
68072 Mannheim



Erklärung zum Datenschutz und zur absoluten Vertraulichkeit Ihrer Angaben bei dem GESIS GesellschaftsMonitor

GESIS - Leibniz-Institut für Sozialwissenschaften arbeitet nach den Vorschriften des Bundesdatenschutzgesetzes (BDSG) und allen anderen anwendbaren datenschutzrechtlichen Bestimmungen.

Das gilt auch für die Wiederholungsbefragungen beim GESIS GesellschaftsMonitor, wo es wichtig ist, mehrere Befragungen mit derselben Person durchzuführen und die statistische Auswertung so vorzunehmen, dass die Angaben aus mehreren Befragungen durch eine Code-Nummer miteinander verknüpft werden. Auch hier gilt:

Es gibt keine Weitergabe von Daten, die Ihre Person erkennen lassen.

Die Ergebnisse werden – genauso wie bei Einmalbefragungen – ausschließlich in **anonymisierter Form** dargestellt. Das bedeutet: Niemand kann aus den Ergebnissen erkennen, von welcher Person die Angaben gemacht worden sind.

Die Teilnahme am GESIS GesellschaftsMonitor ist freiwillig. Erhaltene Aufwandsentschädigungen sind keine Bezahlung, sondern ein Dankeschön für die gegebene Unterstützung der wissenschaftlichen Forschung. Sie gehen damit keine Verpflichtung für weitere Befragungen ein. Die Beendigung bzw. das Abbrechen der Teilnahme ist jederzeit möglich und mit keinen Nachteilen verbunden. Um nicht mehr teilzunehmen, bedarf es keiner Kündigung.

Nach der Teilnahme an einer Befragung werden die Antworten in einer Datenbank gespeichert und zwar getrennt von den personenbezogenen Daten. Die Ergebnisse der Studie werden dann zu Forschungszwecken beispielsweise in Tabellen und Grafiken zusammengefasst. Das heißt, niemand erfährt, welche Antworten Sie persönlich gegeben haben.

Da es sich beim GESIS GesellschaftsMonitor um mehrere Befragungen handelt (Wiederholungsbefragungen), werden Befragungen durch eine Code-Nummer miteinander verknüpft. Ergebnisse werden nur in anonymisierter Form dargestellt. Niemand kann aus den Ergebnissen erkennen, von welcher Person die Angaben gemacht worden sind.

Für die Einhaltung der Datenschutzbestimmungen ist verantwortlich:
GESIS - Leibniz-Institut für Sozialwissenschaften
Quadrat B2, 1
68159 Mannheim

Institutsleitung (Präsident): Prof. Dr. Christof Wolf

Betrieblicher Datenschutzbeauftragter: Harald Eul
E-Mail: datenschutz@gesis.org

c. Invitation E-Mail

Ihre neue April-/Mai-Umfrage 2016

Sehr geehrte Frau ...,

herzlichen Dank für Ihre Teilnahme am GESIS GesellschaftsMonitor.

Heute möchten wir Sie gerne einladen, an unserer aktuellen Befragung teilzunehmen. Über diesen Link kommen Sie direkt zu unserer neuen April-/Mai-Umfrage 2016:

<https://www.gesis-gesellschaftsmonitor.de/...>

Als Dankeschön für Ihre Teilnahme erhalten Sie in Kürze wieder 5 Euro per Post.

Wir wünschen Ihnen viel Spaß beim Ausfüllen der Umfrage. Die Beantwortung der Fragen wird etwa 20 Minuten in Anspruch nehmen.

Bei Rückfragen erreichen Sie uns telefonisch zu den üblichen Bürozeiten unter 0621-1246564 oder per E-Mail an info@gesis-gesellschaftsmonitor.de. Wir freuen uns über Ihr Interesse und beantworten gerne alle Fragen.

Mit herzlichen Grüßen aus Mannheim,
Ihr GESIS GesellschaftsMonitor Team

Hinweis zum Datenschutz:

In keinem Fall werden Daten weitergegeben, die Ihre Person erkennen lassen. Niemand kann aus den Auswertungen der Daten Rückschlüsse darauf ziehen, von welcher Person die Angaben gemacht worden sind. Weitere Informationen zum Datenschutz finden Sie hier:
https://www.gesis-gesellschaftsmonitor.de/privacy_policy.php

d. First E-Mail Reminder

Erinnerung: Ihre neue April-/Mai-Umfrage 2016

Sehr geehrte Frau ...,

wir haben Sie kürzlich zur Teilnahme an einer neuen Befragung eingeladen und würden uns sehr freuen, wenn auch Sie teilnehmen. Über den folgenden Link können Sie direkt an der Februar-/März-Umfrage 2016 teilnehmen:

<https://www.gesis-gesellschaftsmonitor.de/...>

Als Dankeschön für Ihre Teilnahme haben wir Ihnen bereits 5 Euro per Post zugeschickt.

Wir wünschen Ihnen viel Spaß beim Ausfüllen der Umfrage. Die Beantwortung der Fragen wird etwa 20 Minuten in Anspruch nehmen.

Bei Rückfragen erreichen Sie uns telefonisch unter 0621-1246564 oder per E-Mail an info@gesis-gesellschaftsmonitor.de. Wir freuen uns über Ihr Interesse und beantworten gerne alle Fragen.

Mit herzlichen Grüßen aus Mannheim,

Ihr GESIS GesellschaftsMonitor Team

Hinweis zum Datenschutz:

In keinem Fall werden Daten weitergegeben, die Ihre Person erkennen lassen. Niemand kann aus den Auswertungen der Daten Rückschlüsse darauf ziehen, von welcher Person die Angaben gemacht worden sind. Weitere Informationen zum Datenschutz finden Sie hier:

https://www.gesis-gesellschaftsmonitor.de/privacy_policy.php

e. Second E-Mail Reminder

Erinnerung: Ihre neue April-/Mai-Umfrage 2016

Sehr geehrte Frau ...,

wir haben Sie kürzlich zur Teilnahme an einer neuen Befragung eingeladen und würden uns sehr freuen, wenn auch Sie teilnehmen. Über den folgenden Link können Sie direkt an der Februar-/März-Umfrage 2016 teilnehmen:

<https://www.gesis-gesellschaftsmonitor.de/...>

Als Dankeschön für Ihre Teilnahme haben wir Ihnen bereits 5 Euro per Post zugeschickt.

Bei Rückfragen erreichen Sie uns telefonisch unter 0621-1246564 oder per E-Mail an info@gesis-gesellschaftsmonitor.de. Wir freuen uns über Ihr Interesse und beantworten gerne alle Fragen.

Mit herzlichen Grüßen aus Mannheim,

Ihr GESIS GesellschaftsMonitor Team

Hinweis zum Datenschutz:

In keinem Fall werden Daten weitergegeben, die Ihre Person erkennen lassen. Niemand kann aus den Auswertungen der Daten Rückschlüsse darauf ziehen, von welcher Person die Angaben gemacht worden sind. Weitere Informationen zum Datenschutz finden Sie hier:

https://www.gesis-gesellschaftsmonitor.de/privacy_policy.php