



**EUROBAROMETER 52.1**

**NOVEMBER-DECEMBER 1999**

**BASIC ENGLISH QUESTIONNAIRE**

**INRA (EUROPE)**

**Note:** The basic questionnaire is provided only as a guide to the survey questions. Please see the SPSS data definitions and document statements or the codebook for changes in coding schemes and for country specific answer categories (political parties, income, regions etc.).

YOUR SURVEY NUMBER

```

+---+---+---+---+---+---+ 1
|   |   |   |   |   |   |
+---+---+---+---+---+---+

```

COUNTRY CODE

```

+---+---+ 2
|   |   |
+---+---+

```

OUR SURVEY NUMBER

```

+---+---+---+ 3
|   |   |   |
+---+---+---+

```

INTERVIEW NUMBER

```

+---+---+---+---+---+---+ 4
|   |   |   |   |   |   |
+---+---+---+---+---+---+

```

SPLIT BALLOT :

```

VERSION A : CODE 1..... 5 1
VERSION B : CODE 2..... 2

```

Q.1. What is your nationality ? Please tell me the country (or countries) that apply. (MULTIPLE ANSWERS POSSIBLE)

```

Belgium..... 6 1,
Denmark..... 2,
Germany..... 3,
Greece..... 4,
Spain..... 5,
France..... 6,
Ireland..... 7,
Italy..... 8,
Luxembourg..... 9,
Netherlands..... 10,
Portugal..... 11,
United Kingdom (Great Britain, Northern Ireland)..... 12,
Austria..... 13,
Sweden..... 14,
Finland..... 15,
Other countries..... 16, CLOSE INTERVIEW
DK..... 17, CLOSE INTERVIEW

```

EB52.0 - Q.1 - TREND

To start with, let's talk about science and technology.

Q.2. I am going to read out a list of areas in which new technologies are currently developing. For each of these areas, do you think it will improve our way of life in the next 20 years, it will have no effect, or it will make things worse?

READ OUT	WILL IMPROVE	NO EFFECT	WILL MAKE THINGS WORSE	DK
1. Solar Energy	7 1	2	3	4
2. Computers & information technology	8 1	2	3	4
3. Biotechnology (SPLIT BALLOT A) Genetic engineering (SPLIT BALLOT B)	9 1	2	3	4
4. Telecommunications	10 1	2	3	4
5. New materials or substances	11 1	2	3	4
6. Space exploration	12 1	2	3	4
7. The Internet (N)	13 1	2	3	4
8. Nuclear energy (N)	14 1	2	3	4

EB46.1 - Q.6 - TREND MODIFIED

Q.3. a) Please tell me what comes to your mind when you think about modern biotechnology in a broad sense, that is including genetic engineering? (INT.: WRITE VERBATIM IN FULL, PROMPT: "ANYTHING ELSE?, AFTER EACH WORD OR SENTENCE)

15 1, 2, 3, 4, 5,

EB46.1 - Q.7 - TREND

Q.3. b) (INT: READ BACK EACH RESPONSE EXCLUDING 'DON'T KNOW' AND ASK)  
Do you have a positive, negative or neutral opinion about it?

Association Number	POSITIVE	NEGATIVE	NEUTRAL	DK
1	16 1	2	3	4
2	17 1	2	3	4
3	18 1	2	3	4
4	19 1	2	3	4
5	20 1	2	3	4

EB52.1 - NEW

For the rest of the interview, we are using the term "modern biotechnology" in the broad sense, that is including genetic engineering.

Q.4. For each of the following statements, please tell me whether you think it is true or false.

READ OUT	TRUE	FALSE	DK
1. There are bacteria which live from waste water	21 1	2	3
2. Ordinary tomatoes do not contain genes while genetically modified tomatoes do	22 1	2	3
3. The cloning of living things produces exactly identical offspring	23 1	2	3
4. By eating a genetically modified fruit, a person's genes could also become modified	24 1	2	3
5. It is the father's genes that determine whether a child is a girl (N)	25 1	2	3
6. Yeast for brewing beer consists of living organisms	26 1	2	3
7. It is possible to find out in the first few months of pregnancy whether a child will have (Down's Syndrome, trisomy, Mongolism - USE THE ONE OR TWO APPROPRIATE TERMS ACCORDING TO LOCAL LANGUAGE)	27 1	2	3
8. Genetically modified animals are always bigger than ordinary ones	28 1	2	3
9. More than half of the human genes are identical to those of chimpanzees	29 1	2	3
10. It is impossible to transfer animal genes into plants	30 1	2	3
11. Criminal tendencies are mainly genetically inherited (N)	31 1	2	3
12. Musical abilities are mainly learned (N)	32 1	2	3

EB46.1 - Q.8 - TREND MODIFIED

Now we will turn to applications which are coming out of modern biotechnology.

- Q.5. a) Please tell me whether you have heard of this application of biotechnology before, or not? (INT.: SHOW CARD - READ OUT EACH APPLICATION IN TURN, AND TICK ONLY IF ANSWER IS "YES")
- (SHOW CARD WITH ITEM 1, 4 DIMENSIONS AND SCALE: ask b, then c, then d, then e.  
 (INT.: CODE 1 IF RESPONDENT SAYS "DEFINITELY AGREE", CODE 2 IF "TEND TO AGREE", CODE 3 IF "TEND TO DISAGREE", CODE 4, IF "DEFINITELY DISAGREE", CODE 5 IF "DK")
- b) Could you please tell me whether you definitely agree, tend to agree, tend to disagree or definitely disagree that this application is useful for society?  
 c) And to what extent do you agree that this application is a risk for society?  
 d) And to what extent do you agree that this application is morally acceptable?  
 e) And to what extent do you agree that this application should be encouraged?
- Q.5. 2. (SHOW CARD WITH ITEM 2, 4 DIMENSIONS AND SCALE: ask b, then c, then d, then e; THEN GO TO ITEM 3, ETC.)  
 To what extent do you agree or disagree that...
- b) This application is useful for society?  
 c) This application is a risk for society?  
 d) This application is morally acceptable?  
 e) This application should be encouraged?

READ OUT	a) HEARD OF	b) USEFUL	c) IS A RISK	d) MORALLY ACCEPTABLE	e) ENCOURAGED
1. Use modern biotechnology in the production of foods, for example to make them higher in protein, keep longer or change the taste	33 1,	34  _	35  _	36  _	37  _
2. Taking genes from plant species and transferring them into crop plants, to make them more resistant to insect pests	2,	38  _	39  _	40  _	41  _
3. Introducing human genes into bacteria to produce medicines or vaccines, for example to produce insulin for diabetics	3,	42  _	43  _	44  _	45  _
4. Cloning human cells or tissues to replace a patient's diseased cells that are not functioning properly (N)	4,	46  _	47  _	48  _	49  _
5. Cloning animals such as sheep to get milk which can be used to make medicines and vaccines (N)	5,	50  _	51  _	52  _	53  _
6. Using genetic testing to detect diseases we might have inherited from our parents such as cystic fibrosis, mucoviscidosis, thalassaemia (USE THE BEST KNOWN EXAMPLE IN EACH COUNTRY)	6,	54  _	55  _	56  _	57  _
7. Developing genetically modified bacteria to clean up slicks of oil or dangerous chemicals (N)	7,	58  _	59  _	60  _	61  _

EB46.1 - Q.10 - TREND MODIFIED

SPLIT BALLOT A

Q.6. Now let's talk about cloning animals, for instance to get milk which can be used to make medicines and vaccines. From now on I am going to call this cloning. Please tell me whether you strongly agree, somewhat agree, neither agree nor disagree, somewhat disagree or strongly disagree with each of the following statements? (SHOW CARD WITH SCALE)

READ OUT TOP/BOTTOM/TOP ALTERNATELY	STRONGLY AGREE	SOMEWHAT AGREE	NEITHER AGREE NOR DISAGREE	SOMEWHAT DISAGREE	STRONGLY DISAGREE	DK
1) Cloning animals will bring benefits to a lot of people	62 1	2	3	4	5	6
2) Deciding on the issue of cloning animals is so complex that public consultation about it is a waste of time	63 1	2	3	4	5	6
3) Cloning animals threatens the natural order of things	64 1	2	3	4	5	6
4) If the majority of people were in favour of cloning animals, then it should be allowed	65 1	2	3	4	5	6
5) Cloning animals is simply not necessary	66 1	2	3	4	5	6
6) The risks from cloning animals are acceptable	67 1	2	3	4	5	6
7) Whatever the risks from cloning animals, you can avoid them if you really want to	68 1	2	3	4	5	6
8) Even if cloning animals has benefits it is fundamentally unnatural	69 1	2	3	4	5	6
9) If anything went wrong with cloning animals, it would be a worldwide catastrophe	70 1	2	3	4	5	6
10) I dread the idea of cloning animals	71 1	2	3	4	5	6
11) Cloning animals poses no danger for future generations	72 1	2	3	4	5	6
12) Of all the risks we face these days, the risk from cloning animals is quite small	73 1	2	3	4	5	6
13) Even if it means missing out on some of its benefits, cloning should be introduced more gradually	74 1	2	3	4	5	6

EB52.1 - NEW

SPLIT BALLOT B

Q.6. Now let's talk about using modern biotechnology in the production of foods, for example to make them higher in protein, keep longer or change the taste. From now on I am going to call this GM food, that is genetically modified food. Please tell me whether you strongly agree, somewhat agree, neither agree nor disagree, somewhat disagree or strongly disagree with each of the following statements? (SHOW CARD WITH SCALE)

READ OUT TOP/BOTTOM/TOP ALTERNATELY	STRONGLY AGREE	SOMEWHAT AGREE	NEITHER AGREE NOR DISAGREE	SOMEWHAT DISAGREE	STRONGLY DISAGREE	DK	
1) GM food will bring benefits to a lot of people	75	1	2	3	4	5	6
2) Deciding on the issue of GM food is so complex that public consultation about it is a waste of time	76	1	2	3	4	5	6
3) GM food threatens the natural order of things	77	1	2	3	4	5	6
4) If the majority of people were in favour of GM food then it should be allowed	78	1	2	3	4	5	6
5) GM food is simply not necessary	79	1	2	3	4	5	6
6) The risks from GM food are acceptable	80	1	2	3	4	5	6
7) Whatever the risks from GM food, you can avoid them if you really want to	81	1	2	3	4	5	6
8) Even if GM food had benefits it is fundamentally unnatural	82	1	2	3	4	5	6
9) If anything went wrong with GM food it would be a worldwide catastrophe	83	1	2	3	4	5	6
10) I dread the idea of GM food	84	1	2	3	4	5	6
11) GM food poses no danger for future generations	85	1	2	3	4	5	6
12) Of all the risks we face these days, the risk from GM food is quite small	86	1	2	3	4	5	6
13) Even if it means missing out on some of its benefits, GM food should be introduced more gradually	87	1	2	3	4	5	6

EB52.1 - NEW

ASK ALL

Q.7. For each of the following statements, please tell if you tend to agree or tend to disagree?

READ OUT TOP/BOTTOM/TOP ALTERNATELY	TEND TO AGREE	TEND TO DISAGREE	DK
1) I would buy genetically modified fruits if they tasted better	88 1	2	3
2) I would pay more for non GM food	89 1	2	3
3) I would sign a petition against biotechnology	90 1	2	3
4) I would be prepared to take part in public discussions or hearings about biotechnology	91 1	2	3
5) I would take time to read articles or watch TV programmes on the advantages and disadvantages of developments in biotechnology	92 1	2	3
6) I feel sufficiently informed about biotechnology	93 1	2	3
7) I would be willing to buy cooking oil that contained a small amount of GM soya	94 1	2	3
8) If they got rid of all traces of genetic modification from GM sugar cane, I would be happy to eat the sugar	95 1	2	3
9) I would be willing to eat the eggs of chickens fed on GM corn	96 1	2	3

EB52.1 - NEW

Q.8. Now I'm going to ask you about different people and groups involved in various applications of modern biotechnology and genetic engineering. Do you think they are doing a good job for society or not doing a good job for society?

READ OUT TOP/BOTTOM/TOP ALTERNATELY	DOING A GOOD JOB FOR SOCIETY	NOT DOING A GOOD JOB FOR SOCIETY	DK
1) Newspapers and magazines reporting on biotechnology	97 1	2	3
2) Industry developing new products with biotechnology	98 1	2	3
3) Ethics committees looking at the moral aspects of biotechnology	99 1	2	3
4) Consumer organisations checking products of biotechnology	100 1	2	3
5) Environmental groups campaigning against biotechnology	101 1	2	3
6) Our government making regulations on biotechnology	102 1	2	3
7) Shops making sure our food is safe	103 1	2	3
8) Farmers deciding which types of crop to grow	104 1	2	3
9) The churches giving their points of view on biotechnology	105 1	2	3
10) Medical doctors keeping an eye on the health implications of biotechnology	106 1	2	3

EB52.1 - NEW



Q.9. Now I would like to ask you which of the following sources of information, if any, you trust to tell you the truth about modern biotechnology.

- a) Please choose the source of information you trust most, if any, from the following list. (SHOW CARD - ONE ANSWER ONLY)
- b) Please indicate also which other sources, if any, you trust to tell you the truth about modern biotechnology. (SHOW SAME CARD - SEVERAL ANSWERS POSSIBLE)

READ OUT	a) TRUST MOST	b) OTHER SOURCES
1. Consumer organisations	107 1	108 1,
2. Environmental organisations	2	2,
3. Animal welfare organisations	3	3,
4. The medical profession	4	4,
5. Farmer's organisations	5	5,
6. Religious organisations	6	6,
7. National government bodies	7	7,
8. International institutions (not companies)	8	8,
9. A particular industry (M)	9	9,
10. Universities	10	10,
11. Political parties	11	11,
12. Television and newspapers	12	12,
None of these (SPONTANEOUS)	13	13,
DK	14	14,

EB46.1 - intro: Q14 (split A) and item list: Q14 (split B) MODIFIED

Q.10. Before today have you ever talked about modern biotechnology with anyone?  
(IF YES) Have you talked about it frequently, occasionally, or only once or twice?

No, never.....	109	1
Yes, frequently.....		2
Yes, occasionally.....		3
Yes, only once or twice.....		4
DK.....		5

EB46.1 - Q.17 - TREND

Q.11. a) Which, if any, of the following newspapers or magazines have you read most regularly in the past month?  
 (SHOW CARD - ONE ANSWER ONLY)  
 Q.11. b) (IF "NONE", CODE 10 IN Q.11.A)  
 And, if you were to read one regularly, which one would you prefer? (SHOW SAME CARD - ONE ANSWER ONLY)

READ OUT	a) Read most regularly in the past month		b) Would prefer	
1.	110	1	111	1
2.		2		2
3.		3		3
4.		4		4
5.		5		5
6.		6		6
7.		7		7
8.		8		8
9. Other		9		9
10. None		10		10
DK		11		11

EB52.1 - NEW

ASK ALL

Q.12. a) There is a lot of talk these days about what (OUR COUNTRY)'s goals should be for the next ten or fifteen years. On this card are listed some of the goals that different people say should be given top priority. Would you please say which one of them you, yourself, consider to be most important in the long run? (SHOW CARD - ONE ANSWER ONLY)  
 Q.12. b) And what would be your second choice? (SHOW SAME CARD - ONE ANSWER ONLY)

READ OUT	MOST IMPORTANT GOALS			
	a) 1ST		b) 2ND	
1) Maintaining order in the country	112	1	113	1
2) Giving the people more say in important government decisions		2		2
3) Fighting rising prices		3		3
4) Protecting freedom of speech		4		4
DK		5		5

EB47.1 - Q.4a&b - TREND

Now, let's talk about your quality of life

Q.13. Please tell me whether you are very satisfied, fairly satisfied, not very satisfied or not at all satisfied with each of the following? (SHOW CARD WITH SCALE)

READ OUT	VERY SATISFIED	FAIRLY SATISFIED	NOT VERY SATISFIED	NOT AT ALL SATISFIED	DK
1. Your life in general	114 1	2	3	4	5
2. Your own health	115 1	2	3	4	5
3. (OUR COUNTRY)'s health care system in general	116 1	2	3	4	5
4. Your family life	117 1	2	3	4	5
5. Your social life	118 1	2	3	4	5
6. Your personal safety	119 1	2	3	4	5
7. Your financial situation	120 1	2	3	4	5
8. Your employment situation	121 1	2	3	4	5
9. Your home	122 1	2	3	4	5
10. The area you live in/your neighbourhood	123 1	2	3	4	5

EB52.1 - NEW

Q.14. a) Compared to two years ago, please tell me for each of the following whether you are now more satisfied, less satisfied or has there been no change? (SHOW CARD WITH SCALE)

Q.14. b) And please tell me whether in two years' time you think you will be more satisfied, less satisfied or will there be no change with... ? (SHOW SAME CARD)

1. Your life in general
2. Your own health
3. (OUR COUNTRY)'s health care system in general
4. Your family life
5. Your social life
6. Your personal safety
7. Your financial situation
8. Your employment situation
9. Your home
10. The area you live in/your neighbourhood

READ OUT	Q.14.a				Q.14.b			
	MORE SATISFIED	LESS SATISFIED	NO CHANGE	DK	MORE SATISFIED	LESS SATISFIED	NO CHANGE	DK
1.	124 1	2	3	4	125 1	2	3	4
2.	126 1	2	3	4	127 1	2	3	4
3.	128 1	2	3	4	129 1	2	3	4
4.	130 1	2	3	4	131 1	2	3	4
5.	132 1	2	3	4	133 1	2	3	4
6.	134 1	2	3	4	135 1	2	3	4
7.	136 1	2	3	4	137 1	2	3	4
8.	138 1	2	3	4	139 1	2	3	4
9.	140 1	2	3	4	141 1	2	3	4
10.	142 1	2	3	4	143 1	2	3	4

EB52.1 - NEW

Q.15. In your opinion, which three of these factors contribute most to your current quality of life? (SHOW CARD - READ OUT - THREE ANSWERS MAXIMUM)

Being in good health.....	144	1,
Having little stress or worry.....		2,
Having sufficient income to meet my needs.....		3,
Having a nice home.....		4,
Having a satisfactory environment.....		5,
Having a satisfactory job.....		6,
Having family members who are there when I need them.....		7,
Having friends who are there when I need them.....		8,
Having access to good transport facilities.....		9,
Having access to good educational or training facilities.....		10
Having access to good health services.....		11
Living in a safe area.....		12
Having enough free time for myself and my family.....		13
Having access to new information technologies.....		14
Having access to social and cultural activities.....		15
None of these (SPONTANEOUS).....		16
DK.....		17

EB52.1 - NEW

Q.16. And, which three of these factors would most improve your current quality of life? (SHOW CARD - READ OUT - THREE ANSWERS MAXIMUM)

Being in better health.....	145	1,
Having less stress or less worry.....		2,
Having a higher income.....		3,
Better housing conditions.....		4,
Having a better environment.....		5,
Having a job or a better job.....		6,
More support from my family.....		7,
More support from friends.....		8,
Better transport facilities.....		9,
Better educational or training facilities.....		10
Better health services.....		11
Living in a safer area.....		12
More free time for myself and my family.....		13
Better access to new information technologies.....		14
Better access to social and cultural activities.....		15
Other (SPONTANEOUS).....		16
DK.....		17

EB52.1 - NEW

Q.17. a) If you had to go to each of the following places from home, how long would it take you? (SHOW CARD WITH SCALE - ONE ANSWER ONLY)

Q.17. b) And to which of them could you walk to? (SHOW CARD - SEVERAL ANSWERS POSSIBLE)

READ OUT	Q.17.a				Q.17.b	
	LESS THAN 20 MINUTES	20-59 MINUTES	ONE HOUR OR MORE	DK	COULD WALK TO	
1. The place where you work or study	147 1	2	3	4	146	1,
2. Your general practitioner / health centre	148 1	2	3	4		2,
3. The nearest hospital	149 1	2	3	4		3,
4. The nearest shop/supermarket	150 1	2	3	4		4,
5. The nearest place to get money : cash dispenser, bank, post office	151 1	2	3	4		5,
6. The nearest stop for public transport	152 1	2	3	4		6,
7. The nearest creche	153 1	2	3	4		7,
8. The nearest primary school	154 1	2	3	4		8,
9. The nearest police station	155 1	2	3	4		9,
10. The nearest cinema	156 1	2	3	4		10,

EB52.1 - NEW

Q.18. Which of the following comes closest to your present standard of living? (SHOW CARD - READ OUT - ONE ANSWER ONLY)

Rich.....	157	1
Very comfortable.....		2
Comfortable.....		3
Average.....		4
just getting along.....		5
Poor.....		6
Very poor.....		7
DK.....		8

EB37.1 - Q.66 - TREND

Q.19. Are you currently able to save or invest part of your monthly income?

Yes.....	158	1
No.....		2
DK.....		3
Refusal.....		4

EB52.1 - NEW

Q.20. a) Thinking about improving your standard of living, please tell me which of the following applies to you? (SHOW CARD - READ OUT - ONE ANSWER ONLY)

I am already trying to improve my standard of living.....	159	1	GO TO Q.20B
I plan to try to improve my standard of living.....		2	GO TO Q.20C
I cannot do anything to improve my standard of living.....		3	GO TO Q.21
It is not a priority for me to improve my standard of living.....		4	GO TO Q.21
There is no need for me to improve my standard of living.....		5	GO TO Q.21
DK.....		6	GO TO Q.21

EB52.1 - NEW

Q.20. b) (IF "ALREADY TRYING", CODE 1 AT Q.20a)

Which of the following are you doing to improve your current standard of living? (SHOW CARD - READ OUT - SEVERAL ANSWERS POSSIBLE)

I had no job and I have just found one / I have no job and I am looking for one.....	160	1,
I have just found a better job / I am looking for a better job.....		2,
I have just moved to another area / I am going to move to another area.....		3,
I have just gone back to school, university / I am going to go back to school, university.....		4,
I am taking a training course / I am going to take a training course.....		5,
I am setting up my own business / I am going to set up my own business.....		6,
I am doing something else / I am going to do something else (SPONTANEOUS).....		7,
DK.....		8,

EB52.1 - NEW

Q.20. c) (IF "PLANNING TO TRY TO IMPROVE", CODE 2 AT Q.20a)

Which of the following do you think you could do to improve your current standard of living? (SHOW CARD - READ OUT - SEVERAL ANSWERS POSSIBLE)

I have no job and I could look for one.....	161	1,
I could change jobs to a better one.....		2,
I could move to another area.....		3,
I could go back to school / university.....		4,
I could take a training course.....		5,
I could set up my own business.....		6,
I could do something else (SPONTANEOUS).....		7,
DK.....		8,

EB52.1 - NEW

ASK ALL

Q.21. Now, let's talk about your lifestyle. Do you or don't you... ?

READ OUT	YES	NO	DK
1. Consider your lifestyle to be healthy	162 1	2	3
2. Eat a good, balanced diet	163 1	2	3
3. Exercise at least twice a week	164 1	2	3
4. Regularly drink alcohol	165 1	2	3
5. Smoke	166 1	2	3
6. Regularly feel stressed	167 1	2	3

EB52.1 - NEW

Q.22. In the last twelve months, have you or haven't you... ?

READ OUT	YES	NO	DK
1. Consulted a family doctor or general practitioner	168 1	2	3
2. Consulted a dentist	169 1	2	3
3. Consulted another medical specialist	170 1	2	3
4. Been in a hospital or clinic as a patient overnight or longer	171 1	2	3

EB52.1 - NEW

Q.23. Do you have any long-standing illness, disability or infirmity, that limits your activities in any way? By long-standing, I mean anything that has troubled you over a period of time or that is likely to affect you for a period of time.

Yes.....	172	1
No.....		2
DK.....		3

EB37.1 - Q.17 - TREND

Q.24. a) Now let's talk about your leisure time. Please tell me which three of the following activities you spend most of your free time on? (SHOW CARD - MAXIMUM THREE ANSWERS)  
 Q.24. b) If you had an extra 4 or 5 hours of free time in a week, which one of these activities would you choose to do or to do more? (SHOW SAME CARD - ONE ANSWER ONLY)

READ OUT	a) ACTIVITIES LEISURE TIME	b) ACTIVITIES IF MORE LEISURE TIME
1. Family activities	173 1,	174 1
2. Sports and physical activities	2,	2
3. Social activities (e.g. seeing friends)	3,	3
4. Cultural activities	4,	4
5. Educational activities	5,	5
6. Charitable activities	6,	6
7. Political activities	7,	7
8. Religious activities	8,	8
9. Relaxing	9,	9
10. Work-related activities	10,	10
11. Household chores	11,	11
Other things (SPONTANEOUS)	12,	12
DK	13,	13

EB52.1 - NEW

Q.25. (IF CODE 1 TO 11 IN Q.24.b, ASK Q.25)  
 Whom would you most prefer to share this activity with? (SHOW CARD - READ OUT - ONE ANSWER ONLY)

With my partner/spouse.....	175	1
With relatives.....		2
With friends.....		3
Within organisations / associations / clubs.....		4
With others (SPONTANEOUS).....		5
With nobody / alone (SPONTANEOUS).....		6
DK.....		7

EB52.1 - NEW

ASK ALL

Q.26. Now thinking about poor or socially excluded people, in the last twelve months, have you done the following at least once a month, less often or have you not done it?

READ OUT	AT LEAST ONCE A MONTH	LESS OFTEN	NOT DONE IT	DK
1. Given money or goods to poor or socially excluded people	176 1	2	3	4
2. Given up some of your time to help poor or socially excluded people	177 1	2	3	4

EB52.1 - NEW

Q.27 a) In your opinion, which of the following currently provide most of the help to poor or socially excluded people in (OUR COUNTRY)? (SHOW CARD - THREE ANSWERS MAXIMUM)  
 Q.27 b) And which of the following do you think should provide most of the help? (SHOW SAME CARD - THREE ANSWERS MAXIMUM)

READ OUT	a) CURRENTLY	b) SHOULD
1. Local/national government housing authorities	178 1,	179 1,
2. Local/national government employment services	2,	2,
3. Local/national government social services	3,	3,
4. Religious institutions	4,	4,
5. Charitable or voluntary organisations	5,	5,
6. Businesses, companies	6,	6,
7. Trade unions	7,	7,
8. Their family	8,	8,
9. The European Union	9,	9,
10. Poor or socially excluded people themselves	10,	10,
11. Others (SPONTANEOUS)	11,	11,
DK	12,	12,

EB52.1 - NEW

Q.28. Please tell me to what extent you agree or disagree with each of the following statements. (SHOW CARD WITH SCALE)

READ OUT	STRONGLY AGREE	SOMEWHAT AGREE	NEITHER AGREE NOR DISAGREE	SOMEWHAT DISAGREE	STRONGLY DISAGREE	DK
1. In (NATIONALITY) society, the rich get richer and the poor get poorer	180 1	2	3	4	5	
2. The government should spend more on social welfare	181 1	2	3	4	5	
3. The differences in income in (OUR COUNTRY) are too wide	182 1	2	3	4	5	
4. The government has to guarantee the same opportunities (education, health, etc.) for everyone	183 1	2	3	4	5	
5. There is not enough government support for poor or socially excluded people	184 1	2	3	4	5	
6. It is the responsibility of the government to reduce the differences in income between people with high incomes and those with low incomes	185 1	2	3	4	5	
7. Wide differences in income are not good for (NATIONALITY) society	186 1	2	3	4	5	

EB52.1 - NEW



Now let's talk about new information technologies such as the Internet, personal computers or mobile phones.

Q.29. Thinking about the impact of these new technologies on your quality of life, do you think it will be... ? (SHOW CARD - READ OUT - ONE ANSWER ONLY)

... very positive.....	187	1
... fairly positive.....		2
... fairly negative.....		3
... very negative.....		4
No impact (SPONTANEOUS).....		5
DK.....		6

EB52.1 - NEW

Q.30. Do you think that the national/local government should spend more money to ensure that everyone can have access to these new technologies, or not?

Yes.....	188	1
No.....		2
DK.....		3

EB52.1 - NEW

Q.31. In the last two years, have you participated in training activities related to these new technologies? (IF YES) Was it related to your job or your personal development?

No.....	189	1	GO TO Q.32
Yes, job.....		2	GO TO Q.33
Yes, personal development.....		3	GO TO Q.33
Yes, both (SPONTANEOUS).....		4	GO TO Q.33
DK.....		5	GO TO Q.33

EB52.1 - NEW

Q.32. (IF "NO", CODE 1 IN Q.31)  
Why not? (SHOW CARD - READ OUT - SEVERAL ANSWERS POSSIBLE)

I am not interested.....	190	1,
I have not had enough time.....		2,
I was not given the opportunity.....		3,
I could not afford it.....		4,
Other reasons (SPONTANEOUS).....		5,
DK.....		6,

EB52.1 - NEW

ASK ALL

Q.33. And, in the last two years, have you participated in other training activities? (IF YES) Was it related to your job, or your personal development?

No.....	191	1	GO TO Q.34
Yes, my job.....		2	GO TO Q.35
Yes, my personal development.....		3	GO TO Q.35
Yes, both (SPONTANEOUS).....		4	GO TO Q.35
DK.....		5	GO TO Q.35

EB52.1 - NEW

Q.34. (IF "NO", CODE 1 IN Q.33)  
Why not? (SHOW CARD - READ OUT - SEVERAL ANSWERS POSSIBLE)

I am not interested.....	192	1,
I have not had enough time.....		2,
I was not given the opportunity.....		3,
I could not afford it.....		4,
Other reasons (SPONTANEOUS).....		5,
DK.....		6,

EB52.1 - NEW

ASK ALL

Now, let's turn to another topic: logos / symbols.

Q.35. Have you ever seen this symbol on products that you buy? (SHOW CARD WITH EC LOGO)

Yes.....	193	1	GO TO Q.36
No.....		2	GO TO Q.37
DK.....		3	GO TO Q.37

EB52.1 - NEW

Q.36. (IF "YES", CODE 1 IN Q.35)  
On which products, other than food, have you ever seen this symbol? (SHOW CARD - READ OUT - SEVERAL ANSWERS POSSIBLE)

Toys.....	194	1,
Electrical appliances.....		2,
Computer equipment.....		3,
Telecommunications equipment.....		4,
DIY tools.....		5,
Safety equipment for sport and hobbies.....		6,
Pressure cookers.....		7,
Gas appliances.....		8,
Weighing scales.....		9,
Other appliances products (SPONTANEOUS).....		10
I don't remember (SPONTANEOUS).....		11
DK.....		12

EB52.1 - NEW

ASK ALL

Q.37. Do you think these letters mean that the product...? (SHOW CARD - READ OUT - SEVERAL ANSWERS POSSIBLE)

... was manufactured in Europe.....	195	1,
... is not dangerous.....		2,
... is a high quality product.....		3,
... meets legal requirements.....		4,
... meets technical standards.....		5,
Others (SPONTANEOUS).....		6,
DK.....		7,

EB52.1 - NEW

Q.38. Do you think a product carrying this symbol has been subject to specific checks, or not?  
(IF YES) By whom? (INT. : DO NOT PROMPT - ONE ANSWER ONLY)

No.....	196	1
Yes, by a consumer association.....		2
Yes, by the (NATIONALITY) government/the State/a Ministry.....		3
Yes, by the European Community/The European Union/Europe.....		4
Yes, by the manufacturer himself.....		5
Yes, by an independent standards authority.....		6
Yes, by someone else.....		7
DK.....		8

EB52.1 - NEW

Q.39. Who do you think puts the EC symbol on the product? (INT.: DO NOT PROMPT - ONE ANSWER ONLY)

A consumer association.....	197	1
The (NATIONALITY) government/the State/a Ministry.....		2
The European Community/The European Union/Europe.....		3
The manufacturer himself.....		4
An independent standards authority.....		5
Someone else.....		6
DK.....		7

EB52.1 - NEW

Q.40. Do you take the EC symbol into account always, often, sometimes, rarely or never when buying products?

Always.....	198	1
Often.....		2
Sometimes.....		3
Rarely.....		4
Never.....		5
It depends on the product (SPONTANEOUS).....		6
DK.....		7

EB52.1 - NEW

Q.41. a) Which of the following symbols have you ever seen on products that you buy? (SHOW CARD WITH LOGOS)  
 b) And which ones do you take into account when buying products? (SHOW SAME CARD)

READ OUT	a) EVER SEEN		b) TAKE INTO ACCOUNT	
Logo 1	199	1,	200	1,
Logo 2		2,		2,
Logo 3		3,		3,
Logo 4		4,		4,
Logo 5		5,		5,
Logo 6		6,		6,
Logo 7		7,		7,
Logo 8		8,		8,
Logo 9		9,		9,
Logo 10		10,		10,
Logo 11		11,		11,
Logo 12		12,		12,
Logo 13		13,		13,
Logo 14		14,		14,
Logo 15		15,		15,
Logo 16		16,		16,
Logo 17		17,		17,
Logo 18		18,		18,
Logo 19		19,		19,
Logo 20		20,		20,
Logo 21		21,		21,
Logo 22		22,		22,
Logo 23		23,		23,
Logo 24		24,		24,
Logo 25		25,		25,
Logo 26		26,		26,
Logo 27		27,		27,
Logo 28		28,		28,
None of these		29,		29,
Others (SPONTANEOUS)		30,		30,
DK		31,		31,

EB52.1 - NEW

Now, let's turn to another topic: your rights as a consumer.

Q.42. Do you feel very well, fairly well, not very well or not at all well informed on your rights as a consumer?

Very well informed.....	201	1
Fairly well informed.....		2
Not very well informed.....		3
Not at all well informed.....		4
DK.....		5

EB52.1 - NEW

Q.43. Generally speaking, how would you prefer to get information on your rights as a consumer? (SHOW CARD - READ OUT - SEVERAL ANSWERS POSSIBLE)

A small folder giving just an outline.....	202	1,
A more detailed booklet.....		2,
A book giving a complete description.....		3,
A video tape.....		4,
On the Internet.....		5,
A CD-ROM.....		6,
A computer terminal enabling you to consult data banks.....		7,
On television.....		8,
On the radio.....		9,
In daily newspapers.....		10
In other newspapers, magazines.....		11
At school, university, etc.....		12
Through a consumer association / an information centre for consumers (N).....		13
I do not wish to get information on my rights as a consumer (SPONTANEOUS) (M).....		14
By none of these ways (SPONTANEOUS).....		15
DK.....		16

EB51.0 - TREND MODIFIED (intro + 2 items)

Q.44. Did you ever have to complain about a product or service that you bought?  
(IF YES) Would you say that it has happened to you very often, fairly often, not very often or not at all often?

No, never.....	203	1
Yes, very often.....		2
Yes, fairly often.....		3
Yes, not very often.....		4
Yes, not at all often.....		5
DK.....		6

EB52.1 - NEW

Q.45. When you have had to complain/if you had to complain about a product or service, did you complain/would you complain to the salesman/retailer/service provider... ? (SHOW CARD - READ OUT - SEVERAL ANSWERS POSSIBLE)

... in person.....	204	1,	GO TO Q.47
... by telephone.....		2,	GO TO Q.47
... by writing.....		3,	GO TO Q.46
... by e-mail.....		4,	GO TO Q.47
In another way (SPONTANEOUS).....		5,	GO TO Q.47
It depends on the product / service (SPONTANEOUS).....		6,	GO TO Q.47
DK.....		7,	GO TO Q.47

EB52.1 - NEW

Q.46. (IF "BY WRITING", CODE 3 IN Q.45)  
 If you complain in writing, do you... ? (SHOW CARD - READ OUT - SEVERAL ANSWERS POSSIBLE)

write the letter personally.....	205	1,
ask for the assistance of a friend or a family member.....		2,
ask for the assistance of a consumer association / a consumer help desk.....		3,
ask for the assistance of a solicitor.....		4,
ask for someone else's assistance (SPONTANEOUS).....		5,
DK.....		6,

EB52.1 - NEW

ASK ALL

Q.47. Have you ever heard of bodies, such as arbitrators, counsellor, ombudsmen, etc., dealing with consumer disputes?

Yes.....	206	1	GO TO Q.48
No.....		2	GO TO Q.50
DK.....		3	GO TO Q.50

EB52.1 - NEW

Q.48. (IF "YES", CODE 1 IN Q.47)  
 Would you be willing to bring your problem to the attention of such a body, when you have to complain about a product or a service? Which of the following applies to you? (SHOW CARD - READ OUT - ONE ANSWER ONLY)

No, not willing.....	207	1
Yes, on condition that you may refuse the decision.....		2
Yes, in all circumstances.....		3
DK.....		4

EB52.1 - NEW

Q.49. Have you any fears about these arbitration bodies?  
 (IF YES) Which of these? (SHOW CARD - READ OUT - SEVERAL ANSWERS POSSIBLE)

No, no fears.....	208	1,
Yes, that they are not competent.....		2,
Yes, that they are not impartial.....		3,
Yes, not knowing how they work.....		4,
Yes, not being able to put forward my opinion.....		5,
Yes, that the salesman/retailer/service provider does not abide by the decision		6,
Yes, that these bodies do not respect the law.....		7,
Yes, losing my right to go to court.....		8,
Yes, the cost of the legal procedure.....		9,
DK.....		10

EB52.1 - NEW

ASK ALL

Q.50. In the last five years, after buying a product or service, have you ever had problems that you could not settle amicably, that is with the salesman/retailer/service provider?

Yes, could not settle amicably.....	209	1	GO TO Q.51
No, could settle amicably / No, never had any problems.....		2	GO TO Q.53
DK.....		3	GO TO Q.53

EB52.1 - NEW

Q.51. (IF "YES", CODE 1 IN Q.50)  
 What kind of product or service were involved ? (SHOW CARD - READ OUT - SEVERAL ANSWERS POSSIBLE)

Food products.....	210	1,
Car.....		2,
Insurance.....		3,
Loans.....		4,
Other banking services/facilities.....		5,
Household appliances.....		6,
TV/Video/Hi-fi.....		7,
Computers.....		8,
Clothing.....		9,
Purchase of property.....		10
Renovation/building of a home.....		11
Leisure/holidays.....		12
Services offered by solicitors/barristers, architects, doctors, etc.....		13
Post office/courier services.....		14
Air travel.....		15
Rail travel.....		16
Other forms of travel.....		17
Water, gas or electricity services.....		18
Telephone services.....		19
Other products/services (SPONTANEOUS).....		20
DK.....		21

EB52.1 - NEW

Q.52. What did you do when you did not find an amicable solution with the salesman/retailer/service provider? (SHOW CARD - READ OUT - SEVERAL ANSWERS POSSIBLE)

- I didn't do anything..... 211 1,
- I went to see a solicitor who brought the matter to court..... 2,
- I brought the matter to court myself..... 3,
- I brought the matter to arbitration (arbitrator, counsellor)..... 4,
- I asked for the advice of a consumer association / a consumer help desk, and I brought the matter to court..... 5,
- I asked for the advice of a consumer association / a consumer help desk, and I brought the matter to arbitration..... 6,
- I asked for the advice of a solicitor/consumer association but did not pursue the matter 7,
- Others (SPONTANEOUS)..... 8,
- DK..... 9,

EB52.1 - NEW

ASK ALL

Q.53. If you had a problem with a product or service bought in (OUR COUNTRY), what would be the minimum amount which would make you bring it to court? (SHOW CARD - READ OUT - ONE ANSWER ONLY)

- Less than 100 euros (NATIONAL EQUIVALENT)..... 212 1 GO TO Q.55
- 100 euros (NATIONAL EQUIVALENT)..... 2 GO TO Q.54
- 200 euros (NATIONAL EQUIVALENT)..... 3 GO TO Q.54
- 500 euros (NATIONAL EQUIVALENT)..... 4 GO TO Q.54
- 1000 euros (NATIONAL EQUIVALENT)..... 5 GO TO Q.54
- I would never go to court, whatever the amount (SPONTANEOUS)..... 6 GO TO Q.55
- DK..... 7 GO TO Q.55

EB52.1 - NEW

Q.54. (IF CODE 2 TO 5 IN Q.53)  
Why would you not bring the matter to court for a lower amount? Is it because...? (SHOW CARD - READ OUT - SEVERAL ANSWERS POSSIBLE)

- ... it is too expensive in relation to what the product or service is worth..... 213 1,
- ... the legal procedure is too long..... 2,
- ... the legal procedure is too complicated..... 3,
- ... I would not know who to talk to..... 4,
- ... It would be useless/I would not win..... 5,
- For other reasons (SPONTANEOUS)..... 6,
- DK..... 7,

EB52.1 - NEW

ASK ALL

Q.55. Do you have an insurance policy that could cover the cost of a legal case concerning disputes about consumer products/services?

- Yes..... 214 1
- No..... 2
- DK..... 3

EB52.1 - NEW

Q.56. Would you be more willing to defend your rights in court if you could join with other consumers who were complaining about the same thing?

- (IF YES) Certainly or probably? (IF NO) Certainly not or probably not?
- Yes, certainly..... 215 1
- Yes, probably..... 2
- No, probably not..... 3
- No, certainly not..... 4
- DK..... 5

EB52.1 - NEW

Q.57. Which of the following would most encourage you to defend your rights in court with other consumers? (SHOW CARD - READ OUT - ONE ANSWER ONLY)

- Pay my part of the legal costs only if the court decided in my favour..... 216 1
- Not to be bound by the decision of the court, even if I had asked to take part in the case..... 2
- Benefit from a favourable decision of the court, even if I had not asked to take part in the case..... 3
- Be personally and individually informed about the way the case is developing..... 4
- I would not go to court with other consumers (SPONTANEOUS)..... 5
- DK..... 6

EB52.1 - NEW

Q.58. In whom would you have the most confidence to defend several consumers in court? (SHOW CARD - READ OUT - ONE ANSWER ONLY)

- Yourself..... 217 1
- Another consumer who would represent all those who were complaining about the same thing 2
- A consumer association..... 3
- A barrister / barristers..... 4
- A public service..... 5
- Others (SPONTANEOUS)..... 6
- Nobody (SPONTANEOUS)..... 7
- DK..... 8

EB52.1 - NEW

Q.59. If someone went to court representing several consumers who were complaining about the same thing, what would you prefer? (SHOW CARD - READ OUT - ONE ANSWER ONLY)

- That the case is publicised and that you can join it from the start..... 218 1
- That the case is publicised and that you can join it later, at any time..... 2
- Being automatically considered as one of the consumers represented by the case, except if you state that you do not want to be..... 3
- I prefer to defend myself / be defended on my own (SPONTANEOUS)..... 4
- DK..... 5

EB52.1 - NEW



ASK ALL

Q.60. To what extent do you have confidence in the courts to settle consumer disputes efficiently? Would you say you have...?  
(SHOW CARD - READ OUT - ONE ANSWER ONLY)

... a great deal of confidence.....	219	1
... a fair amount of confidence.....		2
... not very much confidence.....		3
... no confidence at all.....		4
DK.....		5

EB52.1 - NEW

Q.61. In your opinion, how could the current justice system / the work of the courts be improved? By ensuring... (SHOW CARD - READ OUT - SEVERAL ANSWERS POSSIBLE)

... more independent judges.....	220	1,
... faster judgements.....		2,
... simpler procedures.....		3,
... more transparent costs.....		4,
... lower costs.....		5,
... that all the costs are reimbursed if I win.....		6,
... more extensive legal assistance.....		7,
... better information on everyone's rights.....		8,
Other things (SPONTANEOUS).....		9,
DK.....		10

EB52.1 - NEW

Q.62. Who do you think can best protect your interests as a consumer ? (SHOW CARD - READ OUT - ONE ANSWER ONLY)

A court / the justice system.....	221	1
An arbitration body (arbitrator, counsellor).....		2
A body equally made up of consumers and salesmen/retailers/service providers.....		3
A body set up by associations of salesmen/retailers/service providers.....		4
A body set up by consumer associations.....		5
A (NATIONALITY) public organisation in charge of consumer protection.....		6
A European public organisation in charge of consumer protection.....		7
Other(s) (SPONTANEOUS).....		8
DK.....		9

EB52.1 - NEW

Q.63. If you had a problem with a product or service you bought abroad, and you had not found an amicable solution, what would be the minimum amount which would make you bring it to court? (SHOW CARD - READ OUT - ONE ANSWER ONLY)

Less than 100 euros (NATIONAL EQUIVALENT).....	222	1
100 euros (NATIONAL EQUIVALENT).....		2
200 euros (NATIONAL EQUIVALENT).....		3
500 euros (NATIONAL EQUIVALENT).....		4
1000 euros (NATIONAL EQUIVALENT).....		5
I would never go to court, whatever the amount (SPONTANEOUS).....		6
I would never buy a product or service abroad (SPONTANEOUS).....		7
DK.....		8

EB52.1 - NEW

Q.64. Have you ever had reasons to complain about a product or service you bought abroad?

Yes.....	223	1	GO TO Q.65
No.....		2	GO TO Q.67
I have never bought anything abroad (SPONTANEOUS).....		3	GO TO Q.67
DK.....		4	GO TO Q.67

EB52.1 - NEW

Q.65. (IF "YES", CODE 1 IN Q.64)

When you have had reasons to complain about a product or service you bought abroad, did you do anything?  
(IF YES) Did you complain ... ? (SHOW CARD - READ OUT - SEVERAL ANSWERS POSSIBLE)

No, I didn't do anything.....	224	1,	GO TO Q.67
Yes, in person to the salesman/retailer/service provider.....		2,	GO TO Q.66
Yes, to the salesman/retailer/service provider by telephone.....		3,	GO TO Q.66
Yes, by writing to the salesman/retailer/service provider.....		4,	GO TO Q.66
Yes, by e-mail to the salesman/retailer/service provider.....		5,	GO TO Q.66
Yes, to a (NATIONALITY) consumer association.....		6,	GO TO Q.66
Yes, to a consumer association in the country of purchase.....		7,	GO TO Q.66
Yes, to a solicitor.....		8,	GO TO Q.66
Yes, to a (NATIONALITY) arbitration body (arbitrator, counsellor).....		9,	GO TO Q.66
Yes, to an arbitration body (arbitrator, counsellor) in the country of purchase		10	GO TO Q.66
Yes, to a (NATIONALITY) court.....		11	GO TO Q.66
Yes, to a court in the country of purchase.....		12	GO TO Q.66
Yes, to someone else (SPONTANEOUS).....		13	GO TO Q.66
DK.....		14	GO TO Q.67

EB52.1 - NEW

Q.66. (IF "YES", CODE 2 TO 13 IN Q.65)

Were you very satisfied, fairly satisfied, not very satisfied or not at all satisfied with the result?

Very satisfied.....	225	1
Fairly satisfied.....		2
Not very satisfied.....		3
Not at all satisfied.....		4
DK.....		5

EB52.1 - NEW

ASK ALL

Q.67. In your opinion, who is most capable of settling disputes about consumer products or services bought abroad? (SHOW CARD - READ OUT - ONE ANSWER ONLY)

The courts in each country.....	226	1
Special courts for these disputes.....		2
Arbitration bodies in each country.....		3
Special arbitration bodies for these disputes.....		4
Public organisations in charge of consumer protection in each country.....		5
A European public organisation in charge of consumer protection.....		6
Other organisations (SPONTANEOUS).....		7
DK.....		8

EB52.1 - NEW

Q.68. If consumers in any country of the European Union could use the same form to complain about a product or service, would this be...? (SHOW CARD - READ OUT - ONE ANSWER ONLY)

... very useful.....	227	1
... fairly useful.....		2
... not very useful.....		3
... not at all useful.....		4
DK.....		5

EB52.1 - NEW

Q.69. The European Commission has created a single form available in each language of the European Union to help consumers who wish to complain about a product or a service in any European Union country. Have you ever seen it, or heard about it, or not?

Yes.....	228	1
NO.....		2
DK.....		3

EB52.1 - NEW

DEMOGRAPHICS

D.1. In political matters people talk of "the left" and "the right".  
 How would you place your views on this scale ?  
 (SHOW CARD - DO NOT PROMPT. IF CONTACT HESITATES, ASK TO TRY AGAIN)

	LEFT											RIGHT
	229	1	2	3	4	5	6	7	8	9	10	

Refusal..... 230 1  
 DK..... 2

EB52.0 - D.1 - DEMO TREND

NO QUESTIONS D2 TO D6

D.7. Could you give me the letter which corresponds best to your own current situation ? (SHOW CARD - READ OUT - ONE ANSWER ONLY)

Married..... 231 1  
 Remarried..... 2  
 Unmarried. Currently living with partner..... 3  
 Unmarried. Having never lived with a partner..... 4  
 Unmarried. Having previously lived with a partner, but now on my own..... 5  
 Divorced..... 6  
 Separated..... 7  
 Widowed..... 8  
 Other (SPONTANEOUS)..... 9  
 Refusal (SPONTANEOUS)..... 10

EB52.0 - D.7 - DEMO TREND

D.8. How old were you when you stopped full-time education ? (IF STILL STUDYING : CODE 00 - GO TO D.10)

+-----+ 232  
 | | |  
 | | |  
 +-----+

EB52.0 - D.8 - DEMO TREND

NO QUESTION D9

D.10. SEX

Male..... 233 1  
 Female..... 2

EB52.0 - D.10 - DEMO TREND

D.11. How old are you ?

+-----+ 234  
 | | |  
 | | |  
 +-----+

EB52.0 - D.11 - DEMO TREND

D.12. How many people live in your household, including yourself, all adults and children ?  
 D.13. How many children under 15 are currently living at home ?

	D.12 PEOPLE	D.13 CHILDREN
1	235	236
2	2	2
3	3	3
4	4	4
5	5	5
6	6	6
7	7	7
8	8	8
9 or more	9	9
None		10

EB52.0 - D.12 & D.13 - DEMO TREND

D.14. Do you or anyone else in your household own .. ? (READ OUT - CODE IF YES)

A colour TV set.....	237	1,
A video recorder.....		2,
A video camera.....		3,
A radio-clock.....		4,
A PC/home computer.....		5,
A still camera.....		6,
An electric drill.....		7,
An electric deep fat fryer.....		8,
2 or more cars.....		9,
A second home or a holiday home/flat.....		10

EB47.1 - D.14 - DEMO TREND

D.15. a) What is your current occupation ?  
 b) (IF NOT DOING ANY PAID WORK CURRENTLY - CODES 1 TO 4 IN D.15a ) Did you do any paid work in the past ?  
 What was your last occupation ?

	a) CURRENT OCCUPATION	b) LAST OCCUPATION
NOT WORKING		
Responsible for ordinary shopping and looking after the home, or without any current occupation, not working	238 1	
Student	2	
Unemployed or temporarily not working	3	
Retired or unable to work through illness	4	
SELF EMPLOYED		
Farmer	5	239 1
Fisherman	6	2
Professional (lawyer, medical practitioner, accountant, architect, ...)	7	3
Owner of a shop, craftsmen, other self employed person	8	4
Business proprietors, owner (full or partner) of a company	9	5
EMPLOYED		
Employed professional (employed doctor, lawyer, accountant, architect)	10	6
General management, director or top management (managing directors, director general, other director)	11	7
Middle management, other management (department head, junior manager, teacher, technician)	12	8
Employed position, working mainly at a desk	13	9
Employed position, not at a desk but travelling (salesmen, driver, ...)	14	10
Employed position, not at a desk, but in a service job (hospital, restaurant, police, fireman, ...)	15	11
Supervisor	16	12
Skilled manual worker	17	13
Other (unskilled) manual worker, servant	18	14
NEVER DID ANY PAID WORK		15

EB52.0 - D.15 - DEMO TREND

NO QUESTIONS D16 TO D18

D.19. Are you ... ?

READ OUT	Yes	No
a) In your household the person mainly responsible for ordinary shopping and looking after the home	240 1	2
b) In your household the person who contributes most to the household income	241 1	2

EB52.0 - D.19a/b - DEMO TREND

NO QUESTION D20

D.21. (IF CODE 2 AT D19b)

- a) What is the current occupation of the person who contributes most to the household income ?  
 b) (IF NOT DOING ANY PAID WORK CURRENTLY - CODE 1 TO 4 IN D.21a ) Did he/she do any paid work in the past ?  
 What was his/her last occupation ?

	CURRENT OCCUPATION	LAST OCCUPATION
NON-ACTIVE		
Responsible for ordinary shopping and looking after the home, or without any current occupation, not working	242 1	
Student	2	
Unemployed or temporarily not working	3	
Retired or unable to work through illness	4	
SELF EMPLOYED		
Farmer	5	243 1
Fisherman	6	2
Professional (lawyer, medical practitioner, accountant, architect, ...)	7	3
Owner of a shop, craftsmen, other self employed person	8	4
Business proprietors, owner (full or partner) of a company	9	5
EMPLOYED		
Employed professional (employed doctor, lawyer, accountant, architect)	10	6
General management, director or top management (managing directors, director general, other director)	11	7
Middle management, other management (department head, junior manager, teacher, technician)	12	8
Employed position, working mainly at a desk	13	9
Employed position, not at a desk but travelling (salesmen, driver, ...)	14	10
Employed position, not at a desk, but in a service job (hospital, restaurant, police, fireman, ...)	15	11
Supervisor	16	12
Skilled manual worker	17	13
Other (unskilled) manual worker, servant	18	14
NEVER DID ANY PAID WORK		15

EB52.0 - D.21 - DEMO TREND

NO QUESTIONS D22 AND D23

D.24. a) Do you live in ... ? (SHOW CARD - READ OUT - ONE ANSWER ONLY)

A house that you own outright or have a mortgage on.....	244	1
An apartment that you own outright or have a mortgage on.....		2
A house that you rent from a private owner.....		3
An apartment that you rent from a private owner.....		4
A house that you rent from a Council, Municipality or Corporation.....		5
An apartment that you rent from a Council, Municipality or Corporation.....		6
Other (rent a room, live as a lodger, squatter, etc.).....		7
DK.....		8

EB51.1 - D.24 - TREND MODIFIED

D.24. b) What size is your home in square meters ? (IRE AND UK: IN SQUARE FEET - CONVERT SCALE IN SQUARE FEET)

< 50 m2.....	245	1
50-99 m2.....		2
100-149 m2.....		3
150-199 m2.....		4
200-249 m2.....		5
250-299 m2.....		6
300 > m2.....		7
DK.....		8

EB52.1 - NEW

NO QUESTIONS D25 AND D26

D.27. Would you describe yourself as ... ? (READ OUT - SHOW CARD - ONE ANSWER ONLY)

Extremely religious.....	246	1
Very religious.....		2
Somewhat religious.....		3
Neither religious, nor non-religious.....		4
Somewhat non-religious.....		5
Very non-religious.....		6
Extremely non-religious.....		7
An agnostic.....		8
An atheist.....		9
Anti-religious (N).....		10
DK.....		11

EB46.1 - D.27 - DEMO TREND MODIFIED

NO QUESTION D28



D.29. We also need some information about the income of this household to be able to analyse the survey results for different types of households. Here is a list of income groups. (SHOW CARD) Please count the total wages and salaries PER MONTH of all members of this household; all pensions and social insurance benefits; child allowances and any other income like rents, etc ... Of course, your answer as all other replies in this interview will be treated confidentially and referring back to you or your household will be impossible. Please give me the letter of the income group your household falls into before tax and other deductions.

B.....	247	1
T.....		2
P.....		3
F.....		4
E.....		5
H.....		6
L.....		7
N.....		8
R.....		9
M.....		10
S.....		11
K.....		12
Refusal.....		13
DK.....		14

EB52.0 - D.29 - DEMO TREND

NO QUESTION D30

D.31 a) From which of the following sources did your household receive income in the last twelve months? (SHOW CARD - SEVERAL ANSWERS POSSIBLE)

D.31 b) And from this list, which was the most important source of income for your household in the last twelve months? (SHOW CARD - ONE ANSWER ONLY)

READ OUT	a. Source of income	b. Most important source
1. Work	248 1,	249 1,
2. Pensions	2,	2,
3. Unemployment allowance/benefit	3,	3,
4. Sickness / invalidity allowance/benefit	4,	4,
5. Social welfare payments	5,	5,
6. Money from family members	6,	6,
7. Income from savings, investments or rents	7,	7,
8. Other (SPONTANEOUS)	8,	8,
9. Refusal (SPONTANEOUS)	9,	9,
DK	10,	10,

EB52.1 - NEW

INTERVIEW PROTOCOLE

P.1. - Date of interview	DAY	MONTH
__ __  250	__ __	251

P.2. - Time of the beginning of the interview	HOUR	MINUTES
USE 24 HOUR CLOCK	__ __  252	__ __  253

P.3. - Number of minutes the interview lasted	MINUTES
__ __ __  254	

P.4. - Number of persons present during the interview, including interviewer.  
 Two (interviewer and respondent)..... 255 1  
 Three..... 2  
 Four..... 3  
 Five or more..... 4

P.5. - Respondent cooperation  
 Excellent..... 256 1  
 Fair..... 2  
 Average..... 3  
 Bad..... 4

P.6. - Size of locality (LOCAL CODES)

+---+ 257
+---+

P.7. - Region (LOCAL CODES)

+---+ 258
+---+

P.8. - Postal code

+---+---+---+---+---+---+---+---+ 259
+---+---+---+---+---+---+---+---+

P.9. - SAMPLE POINT NUMBER

+---+---+---+---+---+---+---+---+ 260
+---+---+---+---+---+---+---+---+

P.10. - INTERVIEWER NUMBER

+---+---+---+---+---+---+---+---+ 261
+---+---+---+---+---+---+---+---+

P.11. - WEIGHTING FACTOR

+---+---+---+---+---+---+---+---+ 262
+---+---+---+---+---+---+---+---+

P.12. - Telephone available in the household ?  
 Yes..... 263 1  
 No..... 2

P.13. - Language of interview (Luxembourg, Belgium, Finland)

+--+ 264  
| |  
+--+


# A présenter en Autriche



ÖVE




A présenter en Belgique, au Luxembourg

et aux Pays-Bas



A présenter en Suède, au Danemark

et en Finlande





# A présenter au Portugal



# A présenter en Grèce







A présenter au Royaume Uni et en Irlande





# STANDARD EUROBAROMETER 52.1 TECHNICAL SPECIFICATIONS

INTERNATIONAL RESEARCH ASSOCIATES

Between 1 November and 15 December 1999, INRA (EUROPE), a European Network of Market and Public Opinion Research agencies, carried out wave 52.1 of the standard Eurobarometer, on request of the EUROPEAN COMMISSION, DG : Education and Culture, EDUC-D-2 : PUBLIC OPINION ANALYSIS.

The Standard EUROBAROMETER 52.1 covers the population of the respective nationalities of the European Union Member States, aged 15 years and over, resident in each of the Member States. The basic sample design applied in all Member States is a multi-stage, random (probability) one. In each EU country, a number of sampling points was drawn with probability proportional to population size (for a total coverage of the country) and to population density.

For doing so, the points were drawn systematically from each of the "administrative regional units", after stratification by individual unit and type of area. They thus represent the whole territory of the Member States according to the EUROSTAT-NUTS II (or equivalent) and according to the distribution of the resident population of the respective EU-nationalities in terms of metropolitan, urban and rural areas. In each of the selected sampling points, a starting address was drawn, at random. Further addresses were selected as every Nth address by standard random route procedures, from the initial address. In each household, the respondent was drawn, at random. All interviews were face-to-face in people's home and in the appropriate national language.

COUNTRIES	INSTITUTES	N° INTERVIEWS	FIELDWORK DATES	POPULATION 15+ (x 000)
Belgium	INRA BELGIUM	1001	08/11 – 29/11	8,326
Denmark	GfK DANMARK	1000	17/11 – 15/12	4,338
Germany(East)	INRA DEUTSCHLAND	1028	04/11 – 25/11	13,028
Germany(West)	INRA DEUTSCHLAND	1025	04/11 – 24/11	55,782
Greece	KEME	1004	08/11 – 29/11	8,793
Spain	INRA ESPAÑA	1000	10/11 – 29/11	33,024
France	CSA-TMO	1004	13/11 – 26/11	46,945
Ireland	LANSDOWNE Market Research	1001	08/11 – 29/11	2,980
Italy	PRAGMA	1005	08/11 – 26/11	49,017
Luxembourg	ILReS	617	03/11 – 11/12	364
The Netherlands	NIPO	1003	12/11 – 09/12	12,705
Austria	SPECTRA	1045	01/11 – 29/11	6,668
Portugal	METRIS	1001	12/11 – 02/12	8,217
Finland	MDC MARKETING RESEARCH	990	06/11 – 04/12	4,165
Sweden	GfK SVERIGE	1000	02/11 – 12/12	7,183
Great Britain	INRA UK	1044	08/11 – 06/12	46,077
Northern Ireland	ULSTER MARKETING SURVEYS	314	09/11 – 29/11	1,273
TOTAL NUMBER OF INTERVIEWS		16082		

For each country a comparison between the sample and the universe was carried out. The Universe description was derived from Eurostat population data or from national statistics. For all EU member-countries a national weighting procedure, using marginal and intercellular weighting, was carried out based on this Universe description. As such in all countries, minimum sex, age, region NUTS II were introduced in the iteration procedure. For international weighting (i.e. EU averages), INRA (EUROPE) applies the official population figures as provided by EUROSTAT in the Regional Statistics Yearbook (data for 1997 or 1996). The total population figures for input in this post-weighting procedure are listed above.

The results of the Eurobarometer studies are reported in the form of tables, datafiles and analyses. Per question a table of results is given with the full question text in English, French and German. The results are expressed as a percentage of the total. The results of the Eurobarometer surveys are analysed and made available through the "Public Opinion Analysis" Unit of DG EDUC-D-2 of the European Commission, Rue de la Loi 200, B-1049 Brussels. The results are published on the internet server of the European Commission : <http://www.europa.eu.int/en/comm/dg10/inform/epo/polls.html>. All Eurobarometer datafiles are stored at the Zentral Archiv (Universität Köln, Bachemer Strasse, 40, D-50869 Köln-Lindenthal), available through the CESSDA Database <http://www.nsd.uib.no/cessda/europe.html>. They are at the disposal of all institutes members of the European Consortium for Political Research (Essex), of the Inter-University Consortium for Political and Social Research (Michigan) and of all those interested in social science research.

Readers are reminded that survey results are estimations, the accuracy of which, everything being equal, rests upon the sample size and upon the observed percentage. With samples of about 1,000 interviews, the real percentages vary within the following confidence limits:

Observed percentages	10% or 90%	20% or 80%	30% or 70%	40% or 60%	50%
Confidence limits	± 1.9%	± 2.5%	± 2.7%	± 3.0%	± 3.1%

**STANDARD EUROBAROMETER 52.1  
CO-OPERATING AGENCIES AND RESEARCH EXECUTIVES**

**INRA (EUROPE) - European Coordination Office SANV  
Dominique VANCRAEYNEST  
Avenue R. Vandendriessche, 18  
B -1150 BRUSSELS – BELGIUM**

**Tel. ++32/2/775 01 11 - Fax. ++32/2/772 40 79**

**E-mail : [dominique.Vancraeynest@inra.com](mailto:dominique.Vancraeynest@inra.com) – [christine.Kotarakos@inra.com](mailto:christine.Kotarakos@inra.com) – [anne.Gislain@inra.com](mailto:anne.Gislain@inra.com)**

BELGIQUE	INRA BELGIUM 430, Avenue Louise B-1050 BRUXELLES	Mrs Eléonore SNOY <a href="mailto:inra.belgium@skynet.be">inra.belgium@skynet.be</a>	tel. ++32 2 648 80 10 fax. ++32 2 648 34 08
DANMARK	GfK DANMARK Sylows Allé, 1 DK-2000 FREDERIKSBERG	Mr Erik CHRISTIANSEN <a href="mailto:erik.christiansen@gfk.dk">erik.christiansen@gfk.dk</a>	tel. ++45 38 32 20 00 fax. ++45 38 32 20 01
DEUTSCHLAND	INRA DEUTSCHLAND Papenkamp, 2-6 D-23879 MÖLLN	Ms Christina OLTSMANN <a href="mailto:Christina.Oltsmann@inra.de">Christina.Oltsmann@inra.de</a>	tel. ++49 4542 801 0 fax. ++49 4542 801 201
ELLAS	KEME Ippodamou Street, 24 GR-11635 ATHENA	Ms Fotini PANOUTSOU <a href="mailto:fpanoutsou@gr.memrb.com">fpanoutsou@gr.memrb.com</a>	tel. ++30 1 701 80 82 fax. ++30 1 701 78 37
ESPAÑA	INRA ESPAÑA C/Alberto Aguilera, 7-5° E-28015 MADRID	Ms Carmen MOZO <a href="mailto:inra-espana@xpress.es">inra-espana@xpress.es</a>	tel. ++34 91 594 47 93 fax. ++34 91 594 52 23
FRANCE	CSA-TMO 22, rue du 4 Septembre F-75002 PARIS	Mrs Isabelle CREBASSA <a href="mailto:Crebassa@tmo.fr">Crebassa@tmo.fr</a>	tel. ++33 1 44 94 40 00 fax. ++33 1 44 94 40 01
IRELAND	LANSDOWNE Market Research 49, St. Stephen's Green IRL-DUBLIN 2	Mr Roger JUPP <a href="mailto:roger@lmr.ie">roger@lmr.ie</a>	tel. ++353 1 661 34 83 fax. ++353 1 661 34 79
ITALIA	PRAGMA Via Salaria, 290 I-00199 ROMA	Mrs Maria-Adelaïde SANTILLI <a href="mailto:pragma.inter@iol.it">pragma.inter@iol.it</a>	tel. ++39 06 84 48 81 fax. ++39 06 84 48 82 98
LUXEMBOURG	ILReS 46, rue du Cimetière L-1338 LUXEMBOURG	Mr Charles MARGUE <a href="mailto:charles.margue@ilres.com">charles.margue@ilres.com</a>	tel. ++352 49 92 91 fax. ++352 49 92 95 555
NEDERLAND	NIPO Grote Bickersstraat 74 NL - 1013 KS AMSTERDAM	Mr Vincent GROEN <a href="mailto:vincent.groen@nipo.nl">vincent.groen@nipo.nl</a>	tel. ++31 20 522 54 44 fax. ++31 20 522 53 33
AUSTRIA	SPECTRA Brucknerstrasse, 3-5/4 A-4020 LINZ	Ms Jitka NEUMANN <a href="mailto:neji@spectra.at">neji@spectra.at</a>	tel. ++43/732/6901 fax. ++43/732/6901-4
PORTUGAL	METRIS Av. Eng. Arantes e Oliveira, 3-2° P-1900 LISBOA	Ms Mafalda BRASIL <a href="mailto:mafaldabrasil@metris.pt">mafaldabrasil@metris.pt</a>	tel. ++351 21 843 22 00 fax. ++351 21 846 12 03
FINLAND	MDC MARKETING RESEARCH Ltd Itätuulenkujja 10 A FIN-02100 ESPOO	Mr Juhani PEHKONEN <a href="mailto:Juhani.Pehkonen@mdc.fi">Juhani.Pehkonen@mdc.fi</a>	tel. ++358 9 613 500 fax. ++358 9 613 50 423
SWEDEN	GfK SVERIGE S:t Lars väg 46 S-221 00 LUND	Mr Rikard EKDAHL <a href="mailto:rikard.ekdahl@gfksverige.se">rikard.ekdahl@gfksverige.se</a>	tel. ++46 46 18 16 00 fax. ++46 46 18 16 11
GREAT BRITAIN	INRA UK Monarch House, Victoria Road UK-London W3 6RZ	Mr Paul DURRANT <a href="mailto:paul.durrant@inra.co.uk">paul.durrant@inra.co.uk</a>	tel. ++44 181 993 22 20 fax. ++44 181 993 11 14

© European Communities  
The Eurobarometer questionnaires are reproduced  
by permission of its publishers,  
the Office for Official Publications of the European Communities,  
2 rue Mercier, L-2985 Luxembourg