

WZB

Social Science Research Center
Berlin

European University Institute

Robert Schuman Centre for Advanced Studies



PIREDEU Design Study - Providing an Infrastructure for Research on Electoral Democracy in the European Union

2009 European Election Candidate Study - Codebook (Advanced Release, V2)

Heiko Giebler, Elmar Haus & Bernhard Weßels

Social Science Research Center Berlin (WZB)
Reichpietschufer 50
10785 Berlin
Germany

If you have any comments or questions, please, contact Heiko Giebler (giebler@wzb.eu) or Bernhard Weßels (wessels@wzb.eu).

Content

General information.....	3
List of variables.....	6
Questionnaire items.....	14
Additional variables.....	196
Appendix.....	208
A1: Education.....	208
A2: Media outlets.....	224
A3: Party codes and response rates.....	228
A4: Coding of open-ended questions.....	240
A5: Coding of constituencies.....	246
A6: Rescaling of 'v021_1' to 'v022_17'.....	248

General information

Study description

The 2009 European Parliament Election Candidate Study (EECS) is part of the larger research project PIREDEU that investigates electoral democracy and political representation in the European Union in conjunction with the European Parliament Elections 2009.

The candidate survey is conducted in all 27 member states of the Union. It is a core part of the PIREDEU project, funded by the European Union's 7th Framework Programme. The PIREDEU project is also engaged in the study of the electorate (post election voter survey), party programs, and the role of the mass media in all member countries.

The general aim of the candidate survey is to analyze - in conjunction with the other components of the PIREDEU project, i.e. the voter survey, the manifesto data, and the media content analysis - the link between the people and the European level as it is organized through elections. One of the major questions is as to which degree political representation at the European level follows the responsible party model of the nation states. The survey is concerned with a variety of aspects of being a candidate to the European Parliament. The substantive questions to be answered by the project are concerned with the relationship between citizens and candidates as well as representatives with regard to mobilization efforts, contacts, the issues in the election, and how candidates and elected conceptualize political representation at the European level.

The survey among candidates was done in dual mode, i.e. mail questionnaire and web-based survey. The choice of the mode was left to the candidates. The mail survey was centrally administered by the Social Science Research Center Berlin (WZB), the web-based survey platform was provided by iVox, Brussels. The sample only excluded totally irrelevant parties or candidates. Altogether, more than 6500 candidates have been contacted (for a detailed description of the sampling see the Methodological Annex).

The topics of the survey include attitudes toward political issues (position and valence issues), value orientations; perceived party's and voters' positions on issues; campaign style, strategies, and means; attitudes towards European integration; preferences for distribution of authority between the national and the European level; focus of representation; attitudes towards party discipline; nomination procedures; variables on political background and experience, migrant background, education, profession, religion, and standard of living.

The speciality of the candidate survey is that a number of questions, in particular political attitudes, value orientations, and attitudes towards European integration mirror questions, which have been asked in the voter survey also. In addition, many demographic variables can be compared. Furthermore, there are a number of questions on

campaign activities, which can be directly compared with voters' perception of the campaign.

Information on data release

This codebook is based on the advance release of the European Election Candidate Study (EECS). Please note, that two version of the dataset have been released to ensure data protection and anonymity. If you have downloaded the data from the PIREDEU homepage, you received the public dataset. This version does not include all variables available because this would make it eventually possible to identify respondents. Whenever possible, new variables were created to compensate for the deletion of the above listed variables. Those variables are marked with a 'c' at the end. Some other variables has to be recoded, setting 'not applicable' to 'missing values' to ensure anonymity. This codebook includes information on all variables available not just on the variables included in the public release. The presented distributions and statistics are based on the full release.

The full data set can only be received if a specific commitment on data protection has been signed. This can be done by following the common procedure of GESIS (<http://www.gesis.org/en/services/>). The GESIS Study Number of the 2009 European Election Candidate Study is 5048.

General Outline

This codebook to the 2009 EECS gives detailed information on all variables included in the FULL data set. Differences to the public release data set are not documented to ensure anonymity. The presentation of the questionnaire items is organized as follows:

[variable name]: [variable label and question number in core questionnaire]

[question wording if different from variable label]

[answer categories]

Additional information:

[any additional information necessary, e.g. differences to the core questionnaire for specific countries]

Frequencies or summary statistics

[Basic overview regarding distribution or summary statistics for all respondents with more valid than invalid answers (include=3)]

Subsequent to the variables representing items of the core questionnaire, some additional variables like weights are presented.

Finally, the appendix contains information, e.g., on coding schemes used in the 2009 EECS.

How to cite?

Data set:

EES (2009), European Parliament Election Study 2009, Candidate Study, Advance Release, July/2010, (www.piredeu.eu).

Codebook:

Giebler, Heiko, Haus, Elmar, Weßels, Bernhard, (2010). 2009 European Election Candidate Study - Codebook, Advance Release, V2. WZB: Berlin, (www.piredeu.eu).

Methodological Annex:

Giebler, Heiko, Haus, Elmar, Weßels, Bernhard, (2010). 2009 European Election Candidate Study - Methodological Annex, Advance Release. WZB: Berlin, (www.piredeu.eu).

List of variables

v001: What do you think is the most important problem facing [COUNTRY] today? (1)	14
v002: And what do you think is the second most important problem facing [COUNTRY] today? (2)	14
v003: And what do you think is the third most important problem facing [COUNTRY] today? (3)	15
v004_1: Level the most important problem in [COUNTRY] is dealt with? (4.1)	16
v004_2: Level the 2 nd most important problem in [COUNTRY] is dealt with? (4.2)	16
v004_3: Level the 3 rd most important problem in [COUNTRY] is dealt with? (4.3)	17
v005_1: Appropriate level the most important problem should be dealt with? (5.1)	18
v005_2: Appropriate level the 2 nd most important problem should be dealt with? (5.2)	18
v005_3: Appropriate level the 3 rd most important problem should be dealt with? (5.3)	19
v006_1: Are you a member of the party that nominated you for the EP election? (6.1)	20
v006_2: If yes: in what year did you join the party? (6.2)	20
v007_1: How long before the EP election were you nominated by your party? (7.1)	21
v007_2: How long before the EP election did you begin organizing your campaign? (7.2)	21
v007_3: How long before the EP election did you start campaigning fulltime? (7.3)	22
v008_01: Personal webpage designed / maintained by the party for the election campaign? (8.1)	23
v008_02: Personal webpage designed / maintained by the candidate used for the election campaign? (8.2)	23
v008_03: Personal flyers used for the election campaign? (8.3)	24
v008_04: Party brochures used for the election campaign? (8.4)	25
v008_05: Personal campaign posters used for the election campaign? (8.5)	25
v008_06: Party posters used for the election campaign? (8.6)	26
v008_07: Personal newspaper ads used for the election campaign? (8.7)	27
v008_08: Personal spots on TV used for the election campaign? (8.8)	27
v008_09: Personal radio commercials used for the election campaign? (8.9)	28
v008_10: Podcasts (audio or video files on the internet) used for the election campaign? (8.10)	29
v008_11: Weblog (public diary or journal on the internet) used for the election campaign? (8.11)	29
v008_12: Networking on the net (Myspace, Facebook etc.) used for the election campaign? (8.12)	30
v008_13: Online Chat with voters used for the election campaign? (8.13)	31
v009: Time per week devoted to campaigning during last month before the elections (9)	31
v010p_01:(Personal) Time per week devoted to contacting voters via E-Mail (10.1p)	32
v010t_01:(Team) Time per week devoted to contacting voters via E-Mail (10.1t)	32
v010p_02:(Personal) Time per week devoted to updating personal webpage (10.2p)	33
v010t_02:(Team) Time per week devoted to updating personal webpage (10.2t)	33
v010p_03:(Personal) Time per week devoted to calling up voters on the phone (10.3p)	34
v010t_03:(Team) Time per week devoted to calling up voters on the phone (10.3t)	34
v010p_04:(Personal) Time per week devoted to writing letters to voters (10.4p)	35
v010t_04:(Team) writing letters to voters (10.4t)	35
v010p_05:(Personal) Time per week devoted to door knocking, canvassing (10.5p)	36

v010t_05:(Team) Time per week devoted to door knocking, canvassing (10.5t)	36
v010p_06:(Personal) Time per week devoted to brief talks with people on streets, etc. (10.6p)	37
v010t_06:(Team) Time per week devoted to brief talks with people on streets, etc. (10.6t)	37
v010p_07:(Personal) Time per week devoted to attending fund raising events (10.7p)	38
v010t_07:(Team) Time per week devoted to attending fund raising events (10.7t)	38
v010p_08:(Personal) Time per week devoted to addresses or public debates (10.8p)	39
v010t_08:(Team) Time per week devoted to addresses or public debates (10.8t)	39
v010p_09:(Personal) Time per week devoted to visits of firms, associations and clubs (10.9p)	40
v010t_09:(Team) Time per week devoted to visits of firms, associations and clubs (10.9t)	40
v010p_10:(Personal) Time per week devoted to Radio and TV Interviews (10.10p)	41
v010t_10:(Team) Time per week devoted to Radio and TV interviews (10.10t)	41
v010p_11:(Personal) Time per week devoted to press activities (e.g. press interviews) (10.11p)	42
v010t_11:(Team) Time per week devoted to press activities (e.g. press interviews) (10.11t)	42
v010p_12:(Personal) Time per week devoted to meeting party members (10.12p)	43
v010t_12:(Team) Time per week devoted to meeting party members (10.12t)	43
v010p_13:(Personal) Time per week devoted to meeting party officials (10.13p)	44
v010t_13:(Team) Time per week devoted to meeting party officials (10.13t)	44
v011_01: Importance of [NEWS PROGRAM 1] for the election campaign? (11.1)	45
v011_02: Importance of [NEWS PROGRAM 2] for the election campaign? (11.2)	45
v011_03: Importance of [NEWSPAPER 1] for the election campaign? (11.3)	46
v011_04: Importance of [NEWSPAPER 2] for the election campaign? (11.4)	47
v011_05: Importance of [NEWSPAPER 3] for the election campaign? (11.5)	47
v011_06: Importance of Radio for the election campaign? (11.6)	48
v011_07: Importance of Internet for the election campaign? (11.7)	49
v011_08: Importance of vote advice website (e.g. EU profiler) for the election campaign? (11.8)	49
v011_09: Importance of ADDITIONAL media outlet (11.9)	50
v011_10: Importance of ADDITIONAL media outlet (11.10)	51
V012_1: Which are the policy issues you emphasize in your campaign? Please name only the most important ones, three at maximum (12.1)	51
V012_2: Which are the policy issues you emphasize in your campaign? Please name only the most important ones, three at maximum (12.2)	52
V012_3: Which are the policy issues you emphasize in your campaign? Please name only the most important ones, three at maximum (12.3)	53
v013_1: Extent of the campaigns focus on candidate's personal qualifications? (13.1)	53
v013_2: Extent of the campaigns focus on local / regional points of view? (13.2)	54
v013_3: Extent of the campaigns focus candidate's party's election program? (13.3)	55
v013_4: Extent of the campaigns focus on candidate's emphasis on specific issues? (13.4)	55
v014_1: Financial resources used in the campaign in Euro (14.1)	56
v014_2: Financial resources used in the campaign in NATIONAL CURRENCY (14.2)	56
v015_1: Portion of financial resources from party funds (15.1)	57

v015_2: Portion of financial resources from donations (15.2)	57
v015_3: Portion of financial resources from private funds (15.3)	58
v016: Number of people (besides candidate) who helped in the pers. election campaign (16)	58
v017: Primary aim of the campaign (17)	59
v018_01: In terms of left and right, what is your political position? (18.1)	59
v018_02: In terms of left and right, what is your party's political position? (18.2)	60
v018_03: In terms of left and right, what is your party's voters political position? (18.3)	62
v019_1: The EP takes into consideration the concerns of European citizens (19.1)	62
v019_2: I trust the institutions of the European Union (19.2)	63
v019_3: It's very important which particular candidate becomes MEP in the EP elections (19.3)	64
v019_4: It's very important which particular party gains most seats in the EP elections (19.4)	64
v019_5: [COUNTRY'S] parl. takes into consideration concerns of [COUNTRY'S] citizens (19.5)	65
v019_6: It's very important which party gains most seats in [COUNTRY'S] parl. elections (19.6)	66
v020_01: Immigrants should be required to adapt to the customs of [COUNTRY] (20.1)	67
v020_02: Private enterprise is the best way to solve [COUNTRY'S] economic problems (20.2)	67
v020_03: Same-sex marriages should be prohibited by law (20.3)	68
v020_04: Major public services and industries ought to be in state ownership (20.4)	69
v020_05: Women should be free to decide on matters of abortion(20.5)	69
v020_06: Politics should abstain from intervening in the economy (20.6)	70
v020_07: People who break the law should be given much harsher sentences (20.7)	71
v020_08: Income and wealth should be redistributed towards ordinary people (20.8)	71
v020_09: Schools must teach children to obey authority (20.9)	72
v020_10: EU treaty changes should be decided by referendum (20.10)	73
v020_11: A woman should be prepared to cut down on her paid work for her family (20.11)	73
v020_12: Immigration to [COUNTRY] should be decreased significantly (20.12)	74
v021_1: The EP should have the right to initiate legislation (21.1)	75
v021_2: The EP should have equal power with the Council in all areas of EU legislation (21.2)	75
v021_3: The EP should have equal power with the Council to amend the budget (21.3)	76
v021_4: Commission President should be nominated by the EP rather than by the Council (21.4)	77
v021_5: The EP should be able to remove individual commissioners from office (21.5)	77
v021_6: The EP should be allowed to hold all its plenary sessions in Brussels (21.6)	78
v022_01: Level of decision making: Agriculture and fisheries (22.1)	79
v022_02: Level of decision making: Unemployment policies (22.2)	79
v022_03: Level of decision making: Economic policy (22.3)	80
v022_04: Level of decision making: Fighting Crime (22.4)	81
v022_05: Level of decision making: Regional development (22.5)	81
v022_06: Level of decision making: Security and defence (22.6)	82
v022_07: Level of decision making: Protection of the environment (22.7)	83
v022_08: Level of decision making: Monetary policy (22.8)	83
v022_09: Level of decision making: Health (22.9)	84

v022_10: Level of decision making: Social policy (22.10)	85
v022_11: Level of decision making: Education (22.11)	85
v022_12: Level of decision making: Basic rules for broadcasting and press (22.12)	86
v022_13: Level of decision making: Scientific and technological research (22.13)	87
v022_14: Level of decision making: Foreign policy (22.14)	87
v022_15: Level of decision making: Taxation policy (22.15)	88
v022_16: Level of decision making: Development aid policy (22.16)	89
v022_17: Level of decision making: Immigration policy (22.17)	89
v023: Do you see yourself as... (23)	90
v024: Do you think that [COUNTRY'S] membership of the EU is a good thing in general? (24)	90
v025: What do you think: Are enlargement and deepening of the EU conflicting goals? (25)	91
v026: Which would you say should have priority, enlargement or deepening of the EU? (26)	92
v027: What do you think the enlargement of the EU would be in general? (27)	92
v028: What do you think the deepening of the EU would be in general? (28)	93
v029_1: European unification: candidate's position(29.1)	93
v029_2: European unification: candidate's party's position (29.2)	94
v029_3: European unification: party's voter position(29.3)	95
v030: Confidence that decisions made by the EU will be in the interest of [COUNTRY]? (30)	96
v031_1: The differences between European countries are far less than the similarities (31.1)	96
v031_2: I feel proud to be a European (31.2)	97
v031_3: European Unity threatens my country's cultural identity(31.3)	98
v031_4: The EU has strengthened democracy (31.4)	98
v031_5: The EU subjects member states to too much regulation (31.5)	99
v031_6: The EU has greatly harmed [COUNTRY'S] economy (31.6)	100
v031_7: Citizens of other EU countries should have the same rights to live in [COUNTRY] (31.7)	100
v031_8: Stronger measures should be taken to restrict immigration from outside the EU (31.8)	101
v031_9: The financial contribution of [COUNTRY] to the EU is too high (31.9)	102
v032_1: On the whole, how satisfied are you with the way democracy works in [COUNTRY]?(32.1)	102
v032_2: On the whole, how satisfied are you with the way democracy works in the EU?(32.2)	103
v033_1: Importance of representation of: All people in Europe (33.1)	104
v033_2: Importance of representation of: All people in [COUNTRY] (33.2)	104
v033_3: Importance of representation of: All the people who voted for your party (33.3)	105
v033_4: Importance of representation of: All the people in your region (33.4)	106
v033_5: Importance of representation of: Your national party (33.5)	106
v033_6: Importance of representation of: Your EP group (33.6)	107
v033_7: Importance of representation of: Women (33.7)	108
v033_8: Importance of representation of: Elderly (33.8)	108
v033_9: Importance of representation of: Workers (33.9)	109
v033_10: Importance of representation of: Younger generation (33.10)	110
v033_11: Importance of representation of: Socially disadvantaged (33.11)	110

v033_12: Importance of representation of: Minorities (33.12)	111
v033_13: Importance of representation of: Others, which: (33.13)	112
v034: How should an MEP vote if her voters have one opinion and her party a different? (34)	113
v035: How should MEP vote if his opinion doesn't correspond with his voters' opinion? (35)	114
v036: How should MEP vote if her opinion doesn't correspond with her party's position? (36)	114
v037: How should MEP vote if country's interests don't correspond with EPG's position?(37)	115
v038_01: Encouraged to stand as EP candidate by a national party official? (38.1)	115
v038_02: Encouraged to stand as EP candidate by a regional / local party official? (38.2)	116
v038_03: Encouraged to stand as EP candidate by a sitting MEP? (38.3)	117
v038_04: Encouraged to stand as EP candidate by a retired MEP? (38.4)	117
v038_05: Encouraged to stand as EP candidate by other community leaders?(38.5)	118
v038_06: Encouraged to stand as EP candidate by a representative of an interest group? (38.6)	119
v038_07: Encouraged to stand as EP candidate by spouse / partner? (38.7)	119
v038_08: Encouraged to stand as EP candidate by other family members? (38.8)	120
v038_09: Encouraged to stand as EP candidate by no one (38.9)	121
v038_10: Encouraged to stand as EP candidate by someone else? (38.10)	121
v039: On which level were you nominated as an official candidate for the EP election? (39)	122
v040: Who officially nominated you to run for the EP elections? (40)	123
v041: Have there been alternatives for nomination (e.g. in your constituency)? (41)	123
v042: What was necessary to become official nominee? (42)	124
v043_1: Importance for EP candidate selection: European Parliamentarians of your party (43.1)	124
v043_2: Importance for EP candidate selection: National party officials (43.2)	125
v043_3: Importance for EP candidate selection: Regional / local party officials (43.3)	126
v043_4: Importance for EP candidate selection: Individual party members (43.4)	126
v043_5: Importance for EP candidate selection: Non-party members (43.5)	127
v043_6: Importance for EP candidate selection: Minority organizations (43.6)	128
v043_7: Importance for EP candidate selection: Interest groups (43.7)	128
v044: Who should make the final decision on the nomination of candidates to the EP (44)	129
v045_1: Are you / have you ever been a member of a local representative body? (45.1)	130
v045_2: Are you / have you ever been a member of a regional representative body? (45.2)	130
v045_3: Are you / have you ever been a member of a national representative body? (45.3)	131
v045_4: Are you / have you ever been a member of the EP? (45.4)	132
v045_5: Are you / have you ever been a member of local government? (45.5)	132
v045_6: Are you / have you ever been a member of regional government? (45.6)	133
v045_7: Are you / have you ever been a member of national government? (45.7)	134
v045_c: Index of Political Experience (45_c)	134
v046_1: Are you / were you a member / held office in a local / regional party organization? (46.1)	135
v046_2: Are you / were you a member / held office in a national party organization? (46.2)	136
v046_3: Are you / have you ever been a 'lobbyist' in Brussels? (46.3)	137
v046_4: Are you / were you a member / held office in a professional association? (46.4)	137

v046_5: Are you / were you a member / held office in a trade union? (46.5)	138
v046_6: Are you / were you a member / held office in a business organization? (46.6)	139
v046_7: Are you / were you a member / held office in a women's organization? (46.7)	139
v046_8: Are you / were you a member / held office in an environmental group? (46.8)	140
v046_9: Are you / were you a member / held office in a religious organization? (46.9)	141
v046_c: Membership/office: 'lobbyist' in Brussels, profess. association, business orga. (46_c)	141
v047_01: 10 years from now I'd like to be a member of the EP (47.1)	142
v047_02: 10 years from now I'd like to be chair of my party group in the EP (47.2)	143
v047_03: 10 years from now I'd like to be chair of an EP committee (47.3)	143
v047_04: 10 years from now I'd like to be leader of a European organization (47.4)	144
v047_05: 10 years from now I'd like to be a member of the European Commission (47.5)	145
v047_06: 10 years from now I'd like to be a member of my national parliament (47.6)	145
v047_07: 10 years from now I'd like to be chair of a parliamentary group in my nat. parl.(47.7)	146
v047_08: 10 years from now I'd like to be chair of a committee in my nat. parl.(47.8)	147
v047_09: 10 years from now I'd like to be leader of a national organization (47.9)	147
v047_10: 10 years from now I'd like to be a member of my national government (47.10)	148
v047_11: 10 years from now I'd want to withdraw from politics (47.11)	149
v047_12: (Belgium) 10 years from now I'd want to be a member of a regional parliament	149
v047_13: (Belgium) 10 years from now I'd want to be a member of a regional executive	150
v048: Are you male or female? (48)	151
v048_c: Are you male or female (recoded)	151
v049: In what year were you born? (49)	152
v049_c: [categorical] In what year were you born? (49_c)	152
v050: I was born in [COUNTRY]? (50)	153
v050a: Born in which country? (50a)	153
v051: Citizenship = [COUNTRY]? (51)	154
v051a: Citizenship (51a)	154
v052: Citizenship at birth = [COUNTRY](52)	155
v052a: Citizenship at birth (52a)	155
v053_1: Mother born in [COUNTRY] (53.1)	156
v053_1a Mother born in?	157
v053_2: Father born in [COUNTRY]? (53.2)	157
v053_2a Father born in?	158
v054: Do you see yourself as [NATIONALITY], belonging to another group or both? (54)	158
v054a: (Additionally,) I belong to another group, namely	159
v055: What is your current marital status? (55)	159
v056_1: Education (ISCED) (56.1)	160
v056_2: 1 st education question (non-comparable) (56.2)	161
v056_3: 2nd education question (Denmark and Germany) (56.3)	162
v056_c: [categorical] Education (ISCED) (56_c)	162

v057: What is your work situation? (before election if holding full-time mandate) (57)	163
v057_c: [categorical] What is your work situation? (57_c)	164
v058: What sector are / were you working in? (58)	164
v059: What is your current job (last job if unemployed, retired, etc.)? (59)	165
v060: What social class do you belong to? (60)	166
v061: In what area do you live in? (61)	167
v062: How long have you been living in your current residential community? (62)	167
v062_c: [categorical] How long have you been living in your residential community? (62_c)	168
v063: Do you belong to a religion or religious denomination? If yes, which one? (63)	168
v064: Apart from special occasions, how often do you attend religious service? (64)	169
v065: How religious would you say you are? (65)	170
v066: At about what level is your family's standard of living? (66)	170
x022_01: (Postal) Level of decision making: Agriculture and fisheries (22.1)	171
x022_01i: (Internet) Level of decision making: Agriculture and fisheries (22.1i)	172
x022_02: (Postal) Level of decision making: Unemployment policies (22.2)	172
x022_02i: (Internet) Level of decision making: Unemployment Policies (22.2i)	173
x022_03: (Postal) Level of decision making: Economic policy (22.3)	174
x022_03i: (Internet) Level of decision making: Economic policy (22.3i)	174
x022_04: (Postal) Level of decision making: Fighting Crime (22.4)	175
x022_04i: (Internet) Level of decision making: Fighting Crime (22.4i)	176
x022_05: (Postal) Level of decision making: Regional development (22.5)	177
x022_05i: (Internet) Level of decision making: Regional development (22.5i)	177
x022_06: (Postal) Level of decision making: Security and defence (22.6)	178
x022_06i: (Internet) Level of decision making: Security and defence (22.6i)	179
x022_07: (Postal) Level of decision making: Protection of the environment (22.7)	179
x022_07i: (Internet) Level of decision making: Protection of the environment (22.7i)	180
x022_08: (Postal) Level of decision making: Monetary policy (22.8)	181
x022_08i: (Internet) Level of decision making: Monetary policy (22.8i)	182
x022_09: (Postal) Level of decision making: Health (22.9)	182
x022_09i: (Internet) Level of decision making: Health (22.9i)	183
x022_10: (Postal) Level of decision making: Social policy (22.10)	184
x022_10i: (Internet) Level of decision making: Social policy (22.10i)	184
x022_11: (Postal) Level of decision making: Education (22.11)	185
x022_11i: (Internet) Level of decision making: Education (22.11i)	186
x022_12: (Postal) Level of decision making: Basic rules for broadcasting and press (22.12)	187
x022_12i: (Internet) Level of decision making: Basic rules for broadcasting and press (22.12i)	187
x022_13: (Postal) Level of decision making: Scientific and technological research (22.13)	188
x022_13i: (Internet) Level of decision making: Scientific and technological research (22.13i)	189
x022_14: (Postal) Level of decision making: Foreign policy (22.14)	190
x022_14i: (Internet) Level of decision making: Foreign policy (22.14i)	190

x022_15: (Postal) Level of decision making: Taxation policy (22.15)	191
x022_15i: (Internet) Level of decision making: Taxation policy (22.15i)	192
x022_16: (Postal) Level of decision making: Development aid policy (22.16)	193
x022_16i: (Internet) Level of decision making: Development aid policy (22.16i)	193
x022_17: (Postal) Level of decision making: Immigration policy (22.17)	194
x022_17i: (Internet) Level of decision making: Immigration policy (22.17i)	195
id: ID	196
mode: Mode	196
include: Categories: Ratio of valid to invalid answers	196
Iso_Code: ISO Code ('1' + 3 digits)	197
country_abr:(Country abbreviation)	198
cocode: Country code	199
ptycode: Party Code ('1' + 3-digit ISO-Code + 3 digit party code)	199
ptyname_eng: Party name (in English)	200
ptyname: Party name (as used in candidate study)	200
ptyname_special: Party name (as used in candidate study), details	200
ptyfamily: Party family	201
no_of_constituency: Constituency ('1' + ISO + number)	201
mep: Was the candidate elected	202
ep_party_group: EP party group (missing if not elected)	202
toc: Type of candidate (1 = save; 2 = doubtful; 3 = unpromising)	203
weight_pty: Party Weight	204
weight_mep: MEP Weight	204
weight_list: Type of candidate weight	204
weight_gender: Gender Weight	205
weight_eu_pty: Party weight (all countries)	205
weight_eu_pop: Country weight based on size of population	206
weight_eu_meps: Country weight based on number of MEPs	206
weight_eu_elec: Country weight based on size of electorate	207

Questionnaire items

v001: What do you think is the most important problem facing
[COUNTRY] today? (1)

Open ended question
No valid answer (-99)

Additional information:

Frequencies

(Following table shows the 5 most frequent categories, the other category, valid answers and missings)

What do you think is the most important problem facing [COUNTRY] today?	Freq.	Percent	Cum.
[4] Economic Conditions	265	19.69	19.69
[75] Unemployment	162	12.04	31.73
[85] Effects of financial crisis on domestic/ EU/ global economy	104	7.73	39.46
[8] Climate Change	77	5.72	45.18
[5] Immigration	57	4.23	49.41
[147] Any other topic	76	5.65	
Valid Answers	1336	99.26	
-99	10	0.74	

v002: And what do you think is the second most important
problem facing [COUNTRY] today? (2)

Open ended question
No valid answer (-99)

Additional information:

Frequencies

(Following table shows the 5 most frequent categories, the other category, valid answers and missings)

Second most important problem facing [COUNTRY] today	Freq.	Percent	Cum.
[75] Unemployment	132	9.81	9.81
[4] Economic Conditions	105	7.80	17.61
[2] Environment	63	4.68	22.29
[5] Immigration	55	4.09	26.38
[85] Effects of financial crisis on domestic/ EU/ global economy	54	4.01	30.39
[147] Any other topic	109	8.10	
Valid Answers	13335	99.18	
-99	11	0.82	

v003: And what do you think is the third most important problem facing [COUNTRY] today? (3)

Open ended question
No valid answer (-99)

Additional information:

Frequencies

(Following table shows the 5 most frequent categories, the other category, valid answers and missings)

Third most important problem facing [COUNTRY] today	Freq.	Percent	Cum.
[75] Unemployment	59	4.38	4.38
[2] Environment	58	4.31	8.69
[91] Welfare State in general	53	3.94	12.63
[4] Economic Conditions	52	3.86	16.49
[5] Immigration	51	3.79	20.28
[147] Any other topic	145	10.77	
Valid Answers	1323	98.29	
-99	23	1.71	

v004_1: Level the most important problem in [COUNTRY] is dealt with? (4.1)

As of today, are these three most important problems mainly dealt with at the regional, the national, or the European level?

Most important problem

Regional level (1)
National level (2)
European level (3)
No valid answer (-99)

Additional information:

Frequencies

Level the most important problem in [COUNTRY] is dealt with?	Freq.	Percent	Cum.
-99	220	16.34	16.34
[1]regional level	83	6.17	22.51
[2]national level	723	53.71	76.23
[3]European level	320	23.77	100.00
Total	1,346	100.00	

v004_2: Level the 2nd most important problem in [COUNTRY] is dealt with? (4.2)

As of today, are these three most important problems mainly dealt with at the regional, the national, or the European level?

Second most important problem

Regional level (1)
National level (2)
European level (3)
No valid answer (-99)

Additional information:

Frequencies

Level the 2nd most important problem in [COUNTRY] is dealt with	Freq.	Percent	Cum.
-99	211	15.68	15.68
[1]regional level	111	8.25	23.92
[2]national level	757	56.24	80.16
[3]European level	267	19.84	100.00
Total	1,346	100.00	

**v004_3: Level the 3rd most important problem in [COUNTRY] is
dealt with? (4.3)**

*As of today, are these three most important problems mainly
dealt with at the regional, the national, or the European
level?*

Third most important problem

<i>Regional level</i>	<i>(1)</i>
<i>National level</i>	<i>(2)</i>
<i>European level</i>	<i>(3)</i>
<i>No valid answer</i>	<i>(-99)</i>

Additional information:

Frequencies

Level the 3rd most important problem in [COUNTRY] is dealt with?	Freq.	Percent	Cum.
-99	232	17.24	17.24
[1]regional level	165	12.26	29.49
[2]national level	682	50.67	80.16
[3]European level	267	19.84	100.00
Total	1,346	100.00	

v005_1: Appropriate level the most important problem should be dealt with? (5.1)

And what do you think would be the most appropriate level to deal with the three most important problems: at the regional, the national, or the European level?

Most important problem

Regional level (1)
National level (2)
European level (3)
No valid answer (-99)

Additional information:

Frequencies

Appropriate level the most important problem should be dealt with?	Freq.	Percent	Cum.
-99	151	11.22	11.22
[1]regional level	70	5.20	16.42
[2]national level	529	39.30	55.72
[3]European level	596	44.28	100.00
Total	1,346	100.00	

v005_2: Appropriate level the 2nd most important problem should be dealt with? (5.2)

And what do you think would be the most appropriate level to deal with the three most important problems: at the regional, the national, or the European level?

Second most important problem

Regional level (1)
National level (2)
European level (3)
No valid answer (-99)

Additional information:

Frequencies

Appropriate level the 2nd most important problem should be dealt with?	Freq.	Percent	Cum.
-99	147	10.92	10.92
[1]regional level	74	5.50	16.42
[2]national level	662	49.18	65.60
[3]European level	463	34.40	100.00
Total	1,346	100.00	

v005_3: Appropriate level the 3rd most important problem should be dealt with? (5.3)

And what do you think would be the most appropriate level to deal with the three most important problems: at the regional, the national, or the European level?

Third most important problem

<i>Regional level</i>	<i>(1)</i>
<i>National level</i>	<i>(2)</i>
<i>European level</i>	<i>(3)</i>
<i>No valid answer</i>	<i>(-99)</i>

Additional information:

Frequencies

Appropriate level the 3rd most important problem should be dealt with?	Freq.	Percent	Cum.
-99	166	12.33	12.33
[1]regional level	137	10.18	22.51
[2]national level	608	45.17	67.68
[3]European level	435	32.32	100.00
Total	1,346	100.00	

v006_1: Are you a member of the party that nominated you for the EP election? (6.1)

Are you a member of the party that nominated you for the European Parliament election?

Yes (1)
 No (2)
 No valid answer (-99)

Additional information:

If a respondent stated no party membership or if he/she provided no information but gave a valid answer to question v006_2, the variable was recoded to 1 (yes).

Frequencies

Are you a member of the party that nominated you for the EP election?	Freq.	Percent	Cum.
-99	8	0.59	0.59
[1]yes	1,245	92.50	93.09
[2]no	93	6.91	100.00
Total	1,346	100.00	

v006_2: If yes: in what year did you join the party? (6.2)

In what year did you join the party?

Open scale

Not applicable (-98)
 No valid answer (-99)

Additional information:

The answer was coded as 'not applicable' if the respondent is no member of the party that nominated him/her for the election.

Summary statistics

Variable	Obs	Mean	Std. Dev.	Min	Max
v006_2	1203	1997.537	10.95464	1957	2009
Not applicable:	93 (6.91%)				
No valid answer:	50 (3.71%)				

v007_1: How long before the EP election were you nominated by your party? (7.1)

How long before the European election were you nominated by your party?

More than 12 months before	(1)
12 to 9 months before	(2)
9 to 6 months before	(3)
6 to 3 months before	(4)
One or two months before	(5)
Less than 1 month before	(6)
No valid answer	(-99)

Additional information:

Frequencies

How long before the EP election were you nominated by your party?	Freq.	Percent	Cum.
-99	25	1.86	1.86
[1]more than 12 months before	156	11.59	13.45
[2]12 to 9 months before	152	11.29	24.74
[3]9 to 6 months before	214	15.90	40.64
[4]6 to 3 months before	456	33.88	74.52
[5]one or two months before	267	19.84	94.35
[6]less than 1 month before	76	5.65	100.00

v007_2: How long before the EP election did you begin organizing your campaign? (7.2)

How long before the European Parliament election did you begin organizing your campaign?

More than 12 months before	(1)
12 to 9 months before	(2)
9 to 6 months before	(3)
6 to 3 months before	(4)
One or two months before	(5)
Less than 1 month before	(6)
No valid answer	(-99)

Additional information:

Frequencies

How long before the EP elections did you begin organizing your campaign?	Freq.	Percent	Cum.
-99	64	4.75	4.75
[1]more than 12 months before	96	7.13	11.89
[2]12 to 9 months before	92	6.84	18.72
[3]9 to 6 months before	160	11.89	30.61
[4]6 to 3 months before	425	31.58	62.18
[5]one or two months before	358	26.60	88.78
[6]less than 1 month before	151	11.22	100.00
Total	1,346	100.00	

**v007_3: How long before the EP election did you start
campaigning fulltime? (7.3)**

*How long before the EP election did you start campaigning
fulltime?*

<i>More than 12 months before</i>	<i>(1)</i>
<i>12 to 9 months before</i>	<i>(2)</i>
<i>9 to 6 months before</i>	<i>(3)</i>
<i>6 to 3 months before</i>	<i>(4)</i>
<i>One or two months before</i>	<i>(5)</i>
<i>Less than 1 month before</i>	<i>(6)</i>
<i>No valid answer</i>	<i>(-99)</i>

Additional information:

Frequencies

How long before the EP elections did you start campaigning fulltime?	Freq.	Percent	Cum.
-99	158	11.74	11.74
[1]more than 12 months before	10	0.74	12.48
[2]12 to 9 months before	14	1.04	13.52
[3]9 to 6 months before	24	1.78	15.30
[4]6 to 3 months before	166	12.33	27.64
[5]one or two months before	428	31.80	59.44
[6]less than 1 month before	546	40.56	100.00
Total	1,346	100.00	

**v008_01: Personal webpage designed / maintained by the party
for the election campaign? (8.1)**

*Do you use any of the following in the 2009 EP election
campaign? Please tick "yes" or "no".*

*A personal webpage which is largely designed and maintained by
the party*

Yes (1)
No (2)
No valid answer (-99)

Additional information:

Frequencies

Personal webpage designed / maintained by the party for the election campaign?	Freq.	Percent	Cum.
-99	78	5.79	5.79
[1]yes	421	31.28	37.07
[2]no	847	62.93	100.00
Total	1,346	100.00	

**v008_02: Personal webpage designed / maintained by the
candidate used for the election campaign? (8.2)**

*Do you use any of the following in the 2009 EP election
campaign? Please tick "yes" or "no".*

*A personal webpage which is largely designed and maintained by
me/my local campaign team*

Yes (1)
No (2)
No valid answer (-99)

Additional information:

Frequencies

Personal webpage designed / maintained by candidate for the election campaign?	Freq.	Percent	Cum.
-99	80	5.94	5.94
[1]yes	561	41.68	47.62
[2]no	705	52.38	100.00
Total	1,346	100.00	

v008_03: Personal flyers used for the election campaign? (8.3)

Do you use any of the following in the 2009 EP election campaign? Please tick "yes" or "no".

Personal flyers

Yes	(1)
No	(2)
No valid answer	(-99)

Additional information:

Frequencies

Personal flyers used for the election campaign?	Freq.	Percent	Cum.
-99	61	4.53	4.53
[1]yes	659	48.96	53.49
[2]no	626	46.51	100.00
Total	1,346	100.00	

v008_04: Party brochures used for the election campaign? (8.4)

Do you use any of the following in the 2009 EP election campaign? Please tick "yes" or "no".

Party brochures

Yes (1)
No (2)
No valid answer (-99)

Additional information:

Frequencies

Party brochures used for the election campaign?	Freq.	Percent	Cum.
-99	39	2.90	2.90
[1]yes	1,108	82.32	85.22
[2]no	199	14.78	100.00
Total	1,346	100.00	

v008_05: Personal campaign posters used for the election campaign? (8.5)

Do you use any of the following in the 2009 EP election campaign? Please tick "yes" or "no".

Personal campaign posters

Yes (1)
No (2)
No valid answer (-99)

Additional information:

Frequencies

Personal campaign posters used for the election campaign?	Freq.	Percent	Cum.
-99	81	6.02	6.02
[1]yes	448	33.28	39.30
[2]no	817	60.70	100.00
Total	1,346	100.00	

v008_06: Party posters used for the election campaign? (8.6)

Do you use any of the following in the 2009 EP election campaign? Please tick "yes" or "no".

Party posters

Yes	(1)
No	(2)
No valid answer	(-99)

Additional information:

Frequencies

Party posters used for the election campaign?	Freq.	Percent	Cum.
-99	52	3.86	3.86
[1]yes	1,006	74.74	78.60
[2]no	288	21.40	100.00
Total	1,346	100.00	

**v008_07: Personal newspaper ads used for the election campaign?
(8.7)**

Do you use any of the following in the 2009 EP election campaign? Please tick "yes" or "no".

Personal newspaper ads

Yes	(1)
No	(2)
Not applicable	(-98)
No valid answer	(-99)

Additional information:

In France, this question was not asked due to legal restrictions on campaigning. Respective respondents were coded as 'not applicable.'

Frequencies

Personal newspaper ads used for the election campaign?	Freq.	Percent	Cum.
-99	70	5.20	5.20
-98	117	8.69	13.89
[1]yes	305	22.66	36.55
[2]no	854	63.45	100.00
Total	1,346	100.00	

**v008_08: Personal spots on TV used for the election campaign?
(8.8)**

Do you use any of the following in the 2009 EP election campaign? Please tick "yes" or "no".

Personal spots on TV

Yes	(1)
No	(2)
Not applicable	(-98)
No valid answer	(-99)

Additional information:

In Belgium, the Czech Republic, and France, this question was not asked due to legal restrictions on campaigning. Respective respondents were coded as 'not applicable.'

Frequencies

Personal spots on TV used for the election campaign?	Freq.	Percent	Cum.
-99	71	5.27	5.27
-98	195	14.49	19.76
[1]yes	124	9.21	28.97
[2]no	956	71.03	100.00
Total	1,346	100.00	

v008_09: Personal radio commercials used for the election campaign? (8.9)

Do you use any of the following in the 2009 EP election campaign? Please tick "yes" or "no".

Personal radio commercials

Yes	(1)
No	(2)
Not applicable	(-98)
No valid answer	(-99)

Additional information:

In Belgium, the Czech Republic, and France, this question was not asked due to legal restrictions on campaigning. Respective respondents were coded as 'not applicable.'

Frequencies

Personal radio commercials used for the election campaign?	Freq.	Percent	Cum.
-99	71	5.27	5.27
-98	195	14.49	19.76
[1]yes	119	8.84	28.60
[2]no	961	71.40	100.00
Total	1,346	100.00	

v008_10: Podcasts (audio or video files on the internet) used for the election campaign? (8.10)

Do you use any of the following in the 2009 EP election campaign? Please tick "yes" or "no".

Podcasts (audio or video files on the internet)

Yes (1)
 No (2)
 No valid answer (-99)

Additional information:

Frequencies

Podcasts (audio or video files on the internet) used for the election campaign?	Freq.	Percent	Cum.
-99	92	6.84	6.84
[1]yes	401	29.79	36.63
[2]no	853	63.37	100.00
Total	1,346	100.00	

v008_11: Weblog (public diary or journal on the internet) used for the election campaign? (8.11)

Do you use any of the following in the 2009 EP election campaign? Please tick "yes" or "no".

Weblog/blog (public diary or journal on the internet)

Yes (1)
 No (2)
 No valid answer (-99)

Additional information:

Frequencies

Weblog (public diary or journal on the internet) used for the election campaign?	Freq.	Percent	Cum.
-99	85	6.32	6.32
[1]yes	478	35.51	41.83
[2]no	783	58.17	100.00
Total	1,346	100.00	

**v008_12: Networking on the net (Myspace, Facebook etc.) used
for the election campaign? (8.12)**

*Do you use any of the following in the 2009 EP election
campaign? Please tick "yes" or "no".*

Networking on the internet (Myspace, Facebook etc.)

Yes (1)
No (2)
No valid answer (-99)

Additional information:

For some countries, additional country-specific social
networks were named.

Frequencies

Networking on the net (Myspace, Facebook etc.) used for the election campaign?	Freq.	Percent	Cum.
-99	76	5.65	5.65
[1]yes	700	52.01	57.65
[2]no	570	42.35	100.00
Total	1,346	100.00	

v008_13: Online Chat with voters used for the election campaign? (8.13)

Do you use any of the following in the 2009 EP election campaign? Please tick "yes" or "no".

Online Chat with voters
Yes (1)
No (2)
No valid answer (-99)

Additional information:

Frequencies

Online chat with voters used for the election campaign?	Freq.	Percent	Cum.
-99	91	6.76	6.76
[1]yes	281	20.88	27.64
[2]no	974	72.36	100.00
Total	1,346	100.00	

v009: Time per week devoted to campaigning during last month before the elections (9)

About how much time do you devote to campaigning per week during the last month before the election?

_____ *hours per week*

Open scale
No valid answer (-99)

Additional information:

Summary statistics

Variable	Obs	Mean	Std. Dev.	Min	Max
v009	1305	34.01954	28.13042	0	150

No valid answer: 41 (3.05%)

v010p_01:(Personal) Time per week devoted to contacting voters via E-Mail (10.1p)

During the final month of the campaign, how many hours per week do you personally and does your campaign team devote to the following campaign activities?

Contacting voters by e-mail

Open scale

Not applicable (-98)

No valid answer (-99)

Additional information:

Respondents stating that they did not spent any time on campaigning (v009) were coded as 'not applicable'.

Summary statistics

Variable	Obs	Mean	Std. Dev.	Min	Max
v010p_01	1189	3.682927	7.92433	0	168
Not applicable:	12 (0.89%)				
No valid answer:	145 (10.77%)				

v010t_01:(Team) Time per week devoted to contacting voters via E-Mail (10.1t)

During the final month of the campaign, how many hours per week do you personally and does your campaign team devote to the following campaign activities?

Contacting voters by e-mail

Open scale

Not applicable (-98)

No valid answer (-99)

Additional information:

Respondents stating that they did not have any help in their campaign (v016) were coded as 'not applicable'.

Summary statistics

Variable	Obs	Mean	Std. Dev.	Min	Max
v010t_01	896	5.077567	12.13952	0	168
Not applicable:	332 (24.67%)				
No valid answer:	118 (8.77%)				

v010p_02:(Personal) Time per week devoted to updating personal webpage (10.2p)

During the final month of the campaign, how many hours per week do you personally and does your campaign team devote to the following campaign activities?

Updating your personal web page

Open scale

Not applicable (-98)

No valid answer (-99)

Additional information:

Respondents stating that they did not spent any time on campaigning (v009) were coded as 'not applicable'

Summary statistics

Variable	Obs	Mean	Std. Dev.	Min	Max
v010p_02	1189	2.188225	6.186565	0	90

Not applicable: 12 (0.89%)

No valid answer: 145 (10.77%)

v010t_02:(Team) Time per week devoted to updating personal webpage (10.2t)

During the final month of the campaign, how many hours per week do you personally and does your campaign team devote to the following campaign activities?

Updating your personal web page

Open scale

Not applicable (-98)

No valid answer (-99)

Additional information:

Respondents stating that they did not have any help in their campaign (v016) were coded as 'not applicable'.

Summary statistics

Variable	Obs	Mean	Std. Dev.	Min	Max
v010t_02	896	3.838728	11.32624	0	168

Not applicable: 332 (24.67%)

No valid answer: 118 (8.77%)

v010p_03:(Personal) Time per week devoted to calling up voters on the phone (10.3p)

During the final month of the campaign, how many hours per week do you personally and does your campaign team devote to the following campaign activities?

Calling up voters on the phone

Open scale

Not applicable (-98)

No valid answer (-99)

Additional information:

Respondents stating that they did not spent any time on campaigning (v009) were coded as 'not applicable'

Summary statistics

Variable	Obs	Mean	Std. Dev.	Min	Max
v010p_03	1189	1.632044	4.487897	0	50

Not applicable: 12 (0.89%)

No valid answer: 145 (10.77%)

v010t_03:(Team) Time per week devoted to calling up voters on the phone (10.3t)

During the final month of the campaign, how many hours per week do you personally and does your campaign team devote to the following campaign activities?

Calling up voters on the phone

Open scale

Not applicable (-98)

No valid answer (-99)

Additional information:

Summary statistics

Variable	Obs	Mean	Std. Dev.	Min	Max
v010t_03	896	3.622768	11.61159	0	140

Not applicable: 332 (24.67%)

No valid answer: 118 (8.77%)

v010p_04:(Personal) Time per week devoted to writing letters to voters (10.4p)

During the final month of the campaign, how many hours per week do you personally and does your campaign team devote to the following campaign activities?

Writing letters to voters

Open scale

Not applicable (-98)

No valid answer (-99)

Additional information:

Respondents stating that they did not spend any time on campaigning (v009) were coded as 'not applicable'

Summary statistics

Variable	Obs	Mean	Std. Dev.	Min	Max
v010p_04	1189	1.285534	3.99129	0	60
Not applicable:	12 (0.89%)				
No valid answer:	145 (10.77%)				

v010t_04:(Team) writing letters to voters (10.4t)

During the final month of the campaign, how many hours per week do you personally and does your campaign team devote to the following campaign activities?

Writing letters to voters

Open scale

Not applicable (-98)

No valid answer (-99)

Additional information:

Respondents stating that they did not have any help in their campaign (v016) were coded as 'not applicable'.

Summary statistics

Variable	Obs	Mean	Std. Dev.	Min	Max
v010t_04	896	3.052455	10.38338	0	168
Not applicable:	332 (24.67%)				
No valid answer:	118 (8.77%)				

v010p_05:(Personal) Time per week devoted to door knocking, canvassing (10.5p)

During the final month of the campaign, how many hours per week do you personally and does your campaign team devote to the following campaign activities?

Door-knocking, canvassing

Open scale

Not applicable (-98)

No valid answer (-99)

Additional information:

Respondents stating that they did not spent any time on campaigning (v009) were coded as 'not applicable'

Summary statistics

Variable	Obs	Mean	Std. Dev.	Min	Max
v010p_05	1189	5.10471	11.12323	0	100
Not applicable:	12 (0.89%)				
No valid answer:	145 (10.77%)				

v010t_05:(Team) Time per week devoted to door knocking, canvassing (10.5t)

During the final month of the campaign, how many hours per week do you personally and does your campaign team devote to the following campaign activities?

Door-knocking, canvassing

Open scale

Not applicable (-98)

No valid answer (-99)

Additional information:

Respondents stating that they did not have any help in their campaign (v016) were coded as 'not applicable'.

Summary statistics

Variable	Obs	Mean	Std. Dev.	Min	Max
v010t_05	896	7.674107	21.55468	0	230
Not applicable:	332 (24.67%)				
No valid answer:	118 (8.77%)				

v010p_06:(Personal) Time per week devoted to brief talks with people on streets, etc. (10.6p)

During the final month of the campaign, how many hours per week do you personally and does your campaign team devote to the following campaign activities?

Brief talks with people on streets, at markets, etc

Open scale

Not applicable (-98)

No valid answer (-99)

Additional information:

Respondents stating that they did not spend any time on campaigning (v009) were coded as 'not applicable'

Summary statistics

Variable	Obs	Mean	Std. Dev.	Min	Max
v010p_06	1189	10.8259	17.00828	0	160
Not applicable:	12 (0.89%)				
No valid answer:	145 (10.77%)				

v010t_06:(Team) Time per week devoted to brief talks with people on streets, etc. (10.6t)

During the final month of the campaign, how many hours per week do you personally and does your campaign team devote to the following campaign activities?

Brief talks with people on streets, at markets, etc

Open scale

Not applicable (-98)

No valid answer (-99)

Additional information:

Respondents stating that they did not have any help in their campaign (v016) were coded as 'not applicable'.

Summary statistics

Variable	Obs	Mean	Std. Dev.	Min	Max
v010t_06	896	21.60826	334.524	0	10000
Not applicable:	332 (24.67%)				
No valid answer:	118 (8.77%)				

v010p_07:(Personal) Time per week devoted to attending fund raising events (10.7p)

During the final month of the campaign, how many hours per week do you personally and does your campaign team devote to the following campaign activities?

Attending fund raising events

Open scale

Not applicable (-98)

No valid answer (-99)

Additional information:

Respondents stating that they did not spend any time on campaigning (v009) were coded as 'not applicable'

Summary statistics

Variable	Obs	Mean	Std. Dev.	Min	Max
v010p_07	1189	.9625736	3.574376	0	60
Not applicable:	12 (0.89%)				
No valid answer:	145 (10.77%)				

v010t_07:(Team) Time per week devoted to attending fund raising events (10.7t)

During the final month of the campaign, how many hours per week do you personally and does your campaign team devote to the following campaign activities?

Attending fund raising events

Open scale

Not applicable (-98)

No valid answer (-99)

Additional information:

Respondents stating that they did not have any help in their campaign (v016) were coded as 'not applicable'.

Summary statistics

Variable	Obs	Mean	Std. Dev.	Min	Max
v010t_07	896	1.364397	6.737063	0	100
Not applicable:	332 (24.67%)				
No valid answer:	118 (8.77%)				

v010p_08:(Personal) Time per week devoted to addresses or public debates (10.8p)

During the final month of the campaign, how many hours per week do you personally and does your campaign team devote to the following campaign activities?

Addresses or public debates at convened meetings

Open scale

Not applicable (-98)

No valid answer (-99)

Additional information:

Respondents stating that they did not spend any time on campaigning (v009) were coded as 'not applicable'

Summary statistics

Variable	Obs	Mean	Std. Dev.	Min	Max
v010p_08	1189	7.503028	12.74567	0	168
Not applicable:	12 (0.89%)				
No valid answer:	145 (10.77%)				

v010t_08:(Team) Time per week devoted to addresses or public debates (10.8t)

During the final month of the campaign, how many hours per week do you personally and does your campaign team devote to the following campaign activities?

Addresses or public debates at convened meetings

Open scale

Not applicable (-98)

No valid answer (-99)

Additional information:

Respondents stating that they did not have any help in their campaign (v016) were coded as 'not applicable'.

Variable	Obs	Mean	Std. Dev.	Min	Max
v010t_08	896	7.167411	100.842	0	3000
Not applicable:	332 (24.67%)				
No valid answer:	118 (8.77%)				

Summary statistics

v010p_09:(Personal) Time per week devoted to visits of firms, associations and clubs (10.9p)

During the final month of the campaign, how many hours per week do you personally and does your campaign team devote to the following campaign activities?

Visits of firms, associations and clubs, or other meetings

Open scale

Not applicable (-98)

No valid answer (-99)

Additional information:

Respondents stating that they did not spent any time on campaigning (v009) were coded as 'not applicable'

Summary statistics

Variable	Obs	Mean	Std. Dev.	Min	Max
v010p_09	1189	3.708242	6.759517	0	100

Not applicable: 12 (0.89%)

No valid answer: 145 (10.77%)

v010t_09:(Team) Time per week devoted to visits of firms, associations and clubs (10.9t)

During the final month of the campaign, how many hours per week do you personally and does your campaign team devote to the following campaign activities?

Visits of firms, associations and clubs, or other meetings

Open scale

Not applicable (-98)

No valid answer (-99)

Additional information:

Respondents stating that they did not have any help in their campaign (v016) were coded as 'not applicable'.

Summary statistics

Variable	Obs	Mean	Std. Dev.	Min	Max
v010t_09	896	5.967076	100.5142	0	3000

Not applicable: 332 (24.67%)

No valid answer: 118 (8.77%)

v010p_10:(Personal) Time per week devoted to Radio and TV Interviews (10.10p)

During the final month of the campaign, how many hours per week do you personally and does your campaign team devote to the following campaign activities?

Radio and TV interviews

Open scale

Not applicable (-98)

No valid answer (-99)

Additional information:

Respondents stating that they did not spent any time on campaigning (v009) were coded as 'not applicable'

Summary statistics

Variable	Obs	Mean	Std. Dev.	Min	Max
v010p_10	1189	1.99979	4.202137	0	50
Not applicable:	12 (0.89%)				
No valid answer:	145 (10.77%)				

v010t_10:(Team) Time per week devoted to Radio and TV interviews (10.10t)

During the final month of the campaign, how many hours per week do you personally and does your campaign team devote to the following campaign activities?

Radio and TV interviews

Open scale

Not applicable (-98)

No valid answer (-99)

Additional information:

Respondents stating that they did not have any help in their campaign (v016) were coded as 'not applicable'.

Summary statistics

Variable	Obs	Mean	Std. Dev.	Min	Max
v010t_10	896	1.429129	6.845359	0	130
Not applicable:	332 (24.67%)				
No valid answer:	118 (8.77%)				

**v010p_11:(Personal) Time per week devoted to press activities
(e.g. press interviews) (10.11p)**

During the final month of the campaign, how many hours per week do you personally and does your campaign team devote to the following campaign activities?

Press activities (press interviews, press releases)

Open scale

Not applicable (-98)

No valid answer (-99)

Additional information:

Respondents stating that they did not spend any time on campaigning (v009) were coded as 'not applicable'

Summary statistics

Variable	Obs	Mean	Std. Dev.	Min	Max
v010p_11	1189	3.070774	7.881408	0	150
Not applicable:	12 (0.89%)				
No valid answer:	145 (10.77%)				

v010t_11:(Team) Time per week devoted to press activities (e.g. press interviews) (10.11t)

During the final month of the campaign, how many hours per week do you personally and does your campaign team devote to the following campaign activities?

Press activities (press interviews, press releases)

Open scale

Not applicable (-98)

No valid answer (-99)

Additional information:

Respondents stating that they did not have any help in their campaign (v016) were coded as 'not applicable'.

Summary statistics

Variable	Obs	Mean	Std. Dev.	Min	Max
v010t_11	896	3.40067	12.57248	0	220
Not applicable:	332 (24.67%)				
No valid answer:	118 (8.77%)				

v010p_12:(Personal) Time per week devoted to meeting party members (10.12p)

During the final month of the campaign, how many hours per week do you personally and does your campaign team devote to the following campaign activities?

Meeting party members

Open scale

Not applicable (-98)

No valid answer (-99)

Additional information:

Respondents stating that they did not spent any time on campaigning (v009) were coded as 'not applicable'

Summary statistics

Variable	Obs	Mean	Std. Dev.	Min	Max
v010p_12	1189	5.84323	11.22883	0	160
Not applicable:	12 (0.89%)				
No valid answer:	145 (10.77%)				

v010t_12:(Team) Time per week devoted to meeting party members (10.12t)

During the final month of the campaign, how many hours per week do you personally and does your campaign team devote to the following campaign activities?

Meeting party members

Open scale

Not applicable (-98)

No valid answer (-99)

Additional information:

Respondents stating that they did not have any help in their campaign (v016) were coded as 'not applicable'.

Summary statistics

Variable	Obs	Mean	Std. Dev.	Min	Max
v010t_12	896	8.793527	101.509	0	3000
Not applicable:	332 (24.67%)				
No valid answer:	118 (8.77%)				

v010p_13:(Personal) Time per week devoted to meeting party officials (10.13p)

During the final month of the campaign, how many hours per week do you personally and does your campaign team devote to the following campaign activities?

Meeting party officials

Open scale

Not applicable (-98)

No valid answer (-99)

Additional information:

Respondents stating that they did not spent any time on campaigning (v009) were coded as 'not applicable'

Summary statistics

Variable	Obs	Mean	Std. Dev.	Min	Max
v010p_13	1189	3.687384	8.697231	0	160
Not applicable:	12 (0.89%)				
No valid answer:	145 (10.77%)				

v010t_13:(Team) Time per week devoted to meeting party officials (10.13t)

During the final month of the campaign, how many hours per week do you personally and does your campaign team devote to the following campaign activities?

Meeting party officials

Open scale

Not applicable (-98)

No valid answer (-99)

Additional information:

Respondents stating that they did not have any help in their campaign (v016) were coded as 'not applicable'.

Summary statistics

Variable	Obs	Mean	Std. Dev.	Min	Max
v010t_13	896	6.174107	100.5454	0	3000
Not applicable:	332 (24.67%)				
No valid answer:	118 (8.77%)				

v011_01: Importance of [NEWS PROGRAM 1] for the election campaign? (11.1)

How important would you rate the following media for the 2009 EP election campaign in [COUNTRY]?

[News program 1]

<i>Very important</i>	(1)
<i>Fairly important</i>	(2)
<i>Not very important</i>	(3)
<i>Not at all important</i>	(4)
<i>No valid answer</i>	(-99)

Additional information:

Information on the respective name of the news program or newspaper can be found in the appendix.

Frequencies

Importance of [NEWS PROGRAM 1] for the election campaign?	Freq.	Percent	Cum.
-99	24	1.78	1.78
[1]very important	819	60.85	62.63
[2]fairly important	361	26.82	89.45
[3]not very important	98	7.28	96.73
[4]not at all important	44	3.27	100.00
Total	1,346	100.00	

v011_02: Importance of [NEWS PROGRAM 2] for the election campaign? (11.2)

How important would you rate the following media for the 2009 EP election campaign in [COUNTRY]?

[News program 2]

<i>Very important</i>	(1)
<i>Fairly important</i>	(2)
<i>Not very important</i>	(3)
<i>Not at all important</i>	(4)
<i>Not applicable</i>	(-98)
<i>No valid answer</i>	(-99)

Additional information:

Information on the respective name of the news program or newspaper can be found in the appendix.

In Luxembourg, this question was not included. All respective respondents have been coded 'not applicable'.

Frequencies

Importance of [NEWS PROGRAM 2] for the election campaign?	Freq.	Percent	Cum.
-99	38	2.82	2.82
-98	16	1.19	4.01
[1]very important	659	48.96	52.97
[2]fairly important	428	31.80	84.77
[3]not very important	156	11.59	96.36
[4]not at all important	49	3.64	100.00
Total	1,346	100.00	

v011_03: Importance of [NEWSPAPER 1] for the election campaign? (11.3)

How important would you rate the following media for the 2009 EP election campaign in [COUNTRY]?

[Newspaper 1]

<i>Very important</i>	(1)
<i>Fairly important</i>	(2)
<i>Not very important</i>	(3)
<i>Not at all important</i>	(4)
<i>No valid answer</i>	(-99)

Additional information:

Information on the respective name of the news program or newspaper can be found in the appendix.

Frequencies

Importance of [NEWSPAPER 1] for the election campaign?	Freq.	Percent	Cum.
-99	46	3.42	3.42
[1]very important	399	29.64	33.06
[2]fairly important	601	44.65	77.71
[3]not very important	229	17.01	94.73
[4]not at all important	71	5.27	100.00
Total	1,346	100.00	

**v011_04: Importance of [NEWSPAPER 2] for the election campaign?
(11.4)**

How important would you rate the following media for the 2009 EP election campaign in [COUNTRY]?

[Newspaper 2]

<i>Very important</i>	(1)
<i>Fairly important</i>	(2)
<i>Not very important</i>	(3)
<i>Not at all important</i>	(4)
<i>No valid answer</i>	(-99)

Additional information:

Information on the respective name of the news program or newspaper can be found in the appendix.

Frequencies

Importance of [NEWSPAPER 2] for the election campaign?	Freq.	Percent	Cum.
-99	45	3.34	3.34
[1]very important	342	25.41	28.75
[2]fairly important	630	46.81	75.56
[3]not very important	257	19.09	94.65
[4]not at all important	72	5.35	100.00
Total	1,346	100.00	

**v011_05: Importance of [NEWSPAPER 3] for the election campaign?
(11.5)**

How important would you rate the following media for the 2009 EP election campaign in [COUNTRY]?

[Newspaper 3]

<i>Very important</i>	(1)
<i>Fairly important</i>	(2)
<i>Not very important</i>	(3)
<i>Not at all important</i>	(4)
<i>Not applicable</i>	(-98)
<i>No valid answer</i>	(-99)

Additional information:

In the Russian questionnaire for Estonia, the third newspaper was not included. Therefore, the Russian-speaking candidates were coded as 'not applicable'.

Information on the respective name of the news program or newspaper can be found in the appendix.

Frequencies

Importance of [NEWSPAPER 3] for the election campaign?	Freq.	Percent	Cum.
-99	45	3.34	3.34
-98	2	0.15	3.49
[1]very important	324	24.07	27.56
[2]fairly important	625	46.43	74.00
[3]not very important	262	19.47	93.46
[4]not at all important	88	6.54	100.00
Total	1,346	100.00	

v011_06: Importance of Radio for the election campaign? (11.6)

How important would you rate the following media for the 2009 EP election campaign in [COUNTRY]?

Radio

<i>Very important</i>	(1)
<i>Fairly important</i>	(2)
<i>Not very important</i>	(3)
<i>Not at all important</i>	(4)
<i>No valid answer</i>	(-99)

Additional information:

Information on the respective name of the news program or newspaper can be found in the appendix.

Frequencies

Importance of Radio for the election campaign?	Freq.	Percent	Cum.
-99	39	2.90	2.90
[1]very important	436	32.39	35.29
[2]fairly important	624	46.36	81.65
[3]not very important	218	16.20	97.85
[4]not at all important	29	2.15	100.00
Total	1,346	100.00	

**v011_07: Importance of Internet for the election campaign?
(11.7)**

How important would you rate the following media for the 2009 EP election campaign in [COUNTRY]?

Internet

<i>Very important</i>	(1)
<i>Fairly important</i>	(2)
<i>Not very important</i>	(3)
<i>Not at all important</i>	(4)
<i>No valid answer</i>	(-99)

Additional information:

Frequencies

Importance of Internet for the election campaign?	Freq.	Percent	Cum.
-99	40	2.97	2.97
[1]very important	571	42.42	45.39
[2]fairly important	549	40.79	86.18
[3]not very important	162	12.04	98.22
[4]not at all important	24	1.78	100.00
Total	1,346	100.00	

**v011_08: Importance of vote advice website (e.g. EU profiler)
for the election campaign? (11.8)**

How important would you rate the following media for the 2009 EP election campaign in [COUNTRY]?

Vote advice website: for example EU profiler

<i>Very important</i>	(1)
<i>Fairly important</i>	(2)
<i>Not very important</i>	(3)
<i>Not at all important</i>	(4)
<i>No valid answer</i>	(-99)

Additional information:

For some countries, country-specific vote advice website were named.

Frequencies

Importance of vote advice website (e.g. EU profiler) for election campaign?	Freq.	Percent	Cum.
-99	89	6.61	6.61
[1]very important	229	17.01	23.63
[2]fairly important	371	27.56	51.19
[3]not very important	455	33.80	84.99
[4]not at all important	202	15.01	100.00
Total	1,346	100.00	

v011_09: Importance of ADDITIONAL media outlet (11.9)

How important would you rate the following media for the 2009 EP election campaign in [COUNTRY]?

Additional Media Outlet

<i>Very important</i>	(1)
<i>Fairly important</i>	(2)
<i>Not very important</i>	(3)
<i>Not at all important</i>	(4)
<i>Not applicable</i>	(-98)
<i>No valid answer</i>	(-99)

Additional information:

In Germany, Malta, and Spain, respondents were asked to rate additional media outlets. All other respondents were coded as 'not applicable'.

Frequencies

Importance of ADDITIONAL media outlet	Freq.	Percent	Cum.
-99	2	0.15	0.15
-98	1,176	87.37	87.52
[1]very important	34	2.53	90.04
[2]fairly important	69	5.13	95.17
[3]not very important	54	4.01	99.18
[4]not at all important	11	0.82	100.00
Total	1,346	100.00	

v011_10: Importance of ADDITIONAL media outlet (11.10)

How important would you rate the following media for the 2009 EP election campaign in [COUNTRY]?

Additional Media Outlet

<i>Very important</i>	(1)
<i>Fairly important</i>	(2)
<i>Not very important</i>	(3)
<i>Not at all important</i>	(4)
<i>Not applicable</i>	(-98)
<i>No valid answer</i>	(-99)

Additional information:

In Germany, respondents were asked to rate additional media outlets. All other respondents were coded as 'not applicable'.

Frequencies

Importance of ADDITIONAL media outlet	Freq.	Percent	Cum.
-99	4	0.30	0.30
-98	1,203	89.38	89.67
[1]very important	23	1.71	91.38
[2]fairly important	49	3.64	95.02
[3]not very important	56	4.16	99.18
[4]not at all important	11	0.82	100.00
Total	1,346	100.00	

V012_1: Which are the policy issues you emphasize in your campaign? Please name only the most important ones, three at maximum (12.1)

Open ended question

No valid answer (-99)

Additional information:

This variable includes information on the first policy issue stated.

Frequencies

(Following table shows the 5 most frequent categories, the other category, valid answers and missings)

Issue most emphasized in campaign	Freq.	Percent	Cum.
[1] European Integration	127	9.44	9.44
[4] Economic Conditions	95	7.06	16.50
[2] Environment	65	4.83	21.33
[8] Climate Change	56	4.16	25.49
[91] Welfare State in general	50	3.71	29.20
[147] Any other topic	146	10.85	
Valid Answers	1264	93.91	
-99	82	6.09	

V012_2: Which are the policy issues you emphasize in your campaign? Please name only the most important ones, three at maximum (12.2)

Open ended question

No valid answer (-99)

Additional information:

This variable includes information on the second policy issue stated.

Frequencies

(Following table shows the 5 most frequent categories, the other category, valid answers and missings)

Issue second most emphasized in campaign	Freq.	Percent	Cum.
[1] European Integration	69	5.13	5.13
[4] Economic Conditions	68	5.05	10.18
[2] Environment	61	4.53	14.71
[91] Welfare State in general	51	3.79	18.50
[5] Immigration	47	3.49	21.99
[147] Any other topic	149	11.07	
Valid Answers	1218	90.49	
-99	128	9.51	

V012_3: Which are the policy issues you emphasize in your campaign? Please name only the most important ones, three at maximum (12.3)

Open ended question
No valid answer (-99)

Additional information:

This variable includes information on the third policy issue stated.

Frequencies

(Following table shows the 5 most frequent categories, the other category, valid answers and missings)

Issue second most emphasized in campaign	Freq.	Percent	Cum.
[1] European Integration	59	4.38	4.38
[2] Environment	52	3.86	8.24
[4] Economic Conditions	50	3.71	11.95
[5] Immigration	40	2.97	14.92
[91] Welfare State in general	33	2.45	17.37
[147] Any other topic	155	11.52	
Valid Answers	1122	83.36	
-99	224	16.64	

v013_1: Extent of the campaigns focus on candidate's personal qualifications? (13.1)

To what extent do you focus on the following aspects in your election campaign?

Your personal qualifications

Very much (1)
Fairly much (2)
Rather little (3)
Very little (4)
No valid answer (-99)

Additional information:

Frequencies

Extent of the campaigns focus on candidate's personal qualifications?	Freq.	Percent	Cum.
-99	34	2.53	2.53
[1]very much	372	27.64	30.16
[2]fairly much	492	36.55	66.72
[3]rather little	318	23.63	90.34
[4]very little	130	9.66	100.00
Total	1,346	100.00	

v013_2: Extent of the campaigns focus on local / regional points of view? (13.2)

To what extent do you focus on the following aspects in your election campaign?

Local/regional points of view

<i>Very much</i>	<i>(1)</i>
<i>Fairly much</i>	<i>(2)</i>
<i>Rather little</i>	<i>(3)</i>
<i>Very little</i>	<i>(4)</i>
<i>No valid answer</i>	<i>(-99)</i>

Additional information:

Frequencies

Extent of the campaigns focus on local / regional points of view?	Freq.	Percent	Cum.
-99	38	2.82	2.82
[1]very much	322	23.92	26.75
[2]fairly much	550	40.86	67.61
[3]rather little	325	24.15	91.75
[4]very little	111	8.25	100.00
Total	1,346	100.00	

v013_3: Extent of the campaigns focus candidate's party's election program? (13.3)

To what extent do you focus on the following aspects in your election campaign?

Your party's election program

<i>Very much</i>	(1)
<i>Fairly much</i>	(2)
<i>Rather little</i>	(3)
<i>Very little</i>	(4)
<i>No valid answer</i>	(-99)

Additional information:

Frequencies

Extent of the campaigns focus on candidate's party's election program?	Freq.	Percent	Cum.
-99	35	2.60	2.60
[1]very much	667	49.55	52.15
[2]fairly much	497	36.92	89.08
[3]rather little	123	9.14	98.22
[4]very little	24	1.78	100.00
Total	1,346	100.00	

v013_4: Extent of the campaigns focus on candidate's emphasis on specific issues? (13.4)

To what extent do you focus on the following aspects in your election campaign?

Personal emphasis on specific issues

<i>Very much</i>	(1)
<i>Fairly much</i>	(2)
<i>Rather little</i>	(3)
<i>Very little</i>	(4)
<i>No valid answer</i>	(-99)

Additional information:

Frequencies

Extent of the campaigns focus on candidate's emphasis on specific issues?	Freq.	Percent	Cum.
-99	33	2.45	2.45
[1]very much	627	46.58	49.03
[2]fairly much	478	35.51	84.55
[3]rather little	154	11.44	95.99
[4]very little	54	4.01	100.00
Total	1,346	100.00	

v014_1: Financial resources used in the campaign in Euro (14.1)

Thinking about your campaign budget, what would be your best estimate of the financial resources you use for your campaign (including party funds, donations, and private funds)?

_____ [€]

Open scale
No valid answer (-99)

Additional information:

To make the information comparable, the responses were converted to Euro if necessary. The rate was set to the exchange rate on the 1st of June, 2009.

Summary statistics

Variable	Obs	Mean	Std. Dev.	Min	Max
v014_1	1003	21114.3	111425.5	0	2959069

No valid answer: 334 (25.48%)

v014_2: Financial resources used in the campaign in NATIONAL CURRENCY (14.2)

Thinking about your campaign budget, what would be your best estimate of the financial resources you use for your campaign (including party funds, donations, and private funds)?

_____ [national currency]

Open scale
No valid answer (-99)

Additional information:

Frequencies

v015_1: Portion of financial resources from party funds (15.1)

What portion of that sum comes from the party, from donations, and from your private funds?

Party funds: approx. _____ percent

Donations: approx. _____ percent

Private funds: approx. _____ percent

Open scale

Not applicable (-98)

No valid answer (-99)

Additional information:

Respondent was coded as 'not applicable' if he/she stated that no money was spent on personal election campaign (v014_2).

Summary statistics

Variable	Obs	Mean	Std. Dev.	Min	Max
v015_1	946	49.59144	38.5202	0	100

Not applicable: 88 (6.54%)

No valid answer: 312 (23.18%)

v015_2: Portion of financial resources from donations (15.2)

What portion of that sum comes from the party, from donations, and from your private funds?

Party funds: approx. _____ percent

Donations: approx. _____ percent

Private funds: approx. _____ percent

Open scale

Not applicable (-98)

No valid answer (-99)

Additional information:

Respondent was coded as 'not applicable' if he/she stated that no money was spent on personal election campaign (v014_2).

Summary statistics

Variable	Obs	Mean	Std. Dev.	Min	Max
v015_2	856	15.31484	25.91465	0	100
Not applicable:	88 (6.54%)				
No valid answer:	402 (23.87%)				

v015_3: Portion of financial resources from private funds (15.3)

What portion of that sum comes from the party, from donations, and from your private funds?

Party funds: approx. ____ percent

Donations: approx. ____ percent

Private funds: approx. ____ percent

Open scale

Not applicable (-98)

No valid answer (-99)

Additional information:

Respondent was coded as 'not applicable' if he/she stated that no money was spent on personal election campaign (v014_2).

Summary statistics

Variable	Obs	Mean	Std. Dev.	Min	Max
v015_3	920	40.06087	38.2743	0	100
Not applicable:	88 (6.54%)				
No valid answer:	338 (25.11%)				

v016: Number of people (besides candidate) who helped in the pers. election campaign (16)

Besides yourself, how many people help in your personal election campaign?

Nobody besides myself (0)

Number of Persons (open scale)

No valid answer (-99)

Additional information:

Summary statistics

Variable	Obs	Mean	Std. Dev.	Min	Max
v016	1250	13.9876	49.50466	0	600

No valid answer: 96 (7.13%)

v017: Primary aim of the campaign (17)

What is the primary aim of your campaign? Where would you place yourself on a scale from 0 to 10, where 0 means "to attract as much attention as possible for me as a candidate" and 10 means "to attract as much as possible attention for my party"? (Tick just one box.)

Scale from 0 (attract as much attention as possible for me) to 10 (attract as much attention as possible for my party).

No valid answer (-99)

Additional information:

Frequencies

Primary aim of the campaign	Freq.	Percent	Cum.
-99	32	2.38	2.38
[0]as much as possible for me	32	2.38	4.75
1	17	1.26	6.02
2	55	4.09	10.10
3	62	4.61	14.71
4	60	4.46	19.17
5	199	14.78	33.95
6	55	4.09	38.04
7	122	9.06	47.10
8	170	12.63	59.73
9	126	9.36	69.09
[10]as much as possible for party	416	30.91	100.00
Total	1,346	100.00	

v018_01: In terms of left and right, what is your political position? (18.1)

In political matters people talk of "the left" and "the right". What is your position? Please indicate your views using any number on a scale from 0 to 10, where 0 means "left" and 10 means "right". Which number best describes your position?

Scale from 0 (left) to 10 (right).

No valid answer (-99)

Additional information:

Frequencies

In terms of left and right, what is your political position?	Freq.	Percent	Cum.
-99	36	2.67	2.67
[0]left	123	9.14	11.81
1	75	5.57	17.38
2	126	9.36	26.75
3	157	11.66	38.41
4	115	8.54	46.95
5	231	17.16	64.12
6	120	8.92	73.03
7	114	8.47	81.50
8	147	10.92	92.42
9	44	3.27	95.69
[10]right	58	4.31	100.00
Total	1,346	100.00	

**v018_02: In terms of left and right, what is your party's
political position? (18.2)**

*Using the same scale, where would you place your party? (Tick
just one box.)*

*Scale from 0 (left) to 10 (right).
No valid answer (-99)*

Additional information:

Frequencies

In terms of left and right, what is your party's political position?	Freq.	Percent	Cum.
-99	42	3.12	3.12
[0]left	90	6.69	9.81
1	70	5.20	15.01
2	106	7.88	22.88
3	126	9.36	32.24
4	124	9.21	41.46
5	288	21.40	62.85
6	150	11.14	74.00
7	135	10.03	84.03
8	132	9.81	93.83
9	39	2.90	96.73
[10]right	44	3.27	100.00
Total	1,346	100.00	

v018_03: In terms of left and right, what is your party's voters political position? (18.3)

Using the same scale, where would you place your party's voters? (Tick just one box.)

*Scale from 0 (left) to 10 (right).
No valid answer (-99)*

Additional information:

Frequencies

In terms of left and right, what is your party's voters political position?	Freq.	Percent	Cum.
-99	53	3.94	3.94
[0]left	45	3.34	7.28
1	44	3.27	10.55
2	98	7.28	17.83
3	162	12.04	29.87
4	164	12.18	42.05
5	276	20.51	62.56
6	150	11.14	73.70
7	160	11.89	85.59
8	132	9.81	95.39
9	38	2.82	98.22
[10]right	24	1.78	100.00
Total	1,346	100.00	

v019_1: The EP takes into consideration the concerns of European citizens (19.1)

Please indicate whether you agree or disagree with the following statements. Do you 'strongly agree', or 'strongly disagree', or somewhere in between?

The European Parliament takes into consideration the concerns of European citizens

<i>Strongly agree</i>	<i>(1)</i>
<i>Agree</i>	<i>(2)</i>
<i>Neither nor</i>	<i>(3)</i>
<i>Disagree</i>	<i>(4)</i>
<i>Strongly disagree</i>	<i>(5)</i>
<i>No valid answer</i>	<i>(-99)</i>

Additional information:

Frequencies

The EP takes into consideration the concerns of European citizens	Freq.	Percent	Cum.
-99	10	0.74	0.74
[1]strongly agree	152	11.29	12.04
[2]agree	579	43.02	55.05
[3]neither nor	195	14.49	69.54
[4]disagree	245	18.20	87.74
[5]strongly disagree	165	12.26	100.00
Total	1,346	100.00	

v019_2: I trust the institutions of the European Union (19.2)

Please indicate whether you agree or disagree with the following statements. Do you 'strongly agree', or 'strongly disagree', or somewhere in between?

You trust the institutions of the European Union

<i>Strongly agree</i>	<i>(1)</i>
<i>Agree</i>	<i>(2)</i>
<i>Neither nor</i>	<i>(3)</i>
<i>Disagree</i>	<i>(4)</i>
<i>Strongly disagree</i>	<i>(5)</i>
<i>No valid answer</i>	<i>(-99)</i>

Additional information:

Frequencies

I trust the institutions of the European Union	Freq.	Percent	Cum.
-99	13	0.97	0.97
[1]strongly agree	157	11.66	12.63
[2]agree	521	38.71	51.34
[3]neither nor	233	17.31	68.65
[4]disagree	205	15.23	83.88
[5]strongly disagree	217	16.12	100.00
Total	1,346	100.00	

**v019_3: It's very important which particular candidate becomes
MEP in the EP elections (19.3)**

Please indicate whether you agree or disagree with the following statements. Do you 'strongly agree', or 'strongly disagree', or somewhere in between?

It is very important which particular candidates win seats and become MEPs in the European Parliament elections

<i>Strongly agree</i>	(1)
<i>Agree</i>	(2)
<i>Neither nor</i>	(3)
<i>Disagree</i>	(4)
<i>Strongly disagree</i>	(5)
<i>No valid answer</i>	(-99)

Additional information:

Frequencies

<i>It's very important which particular candidate becomes MEP in the EP elections</i>	<i>Freq.</i>	<i>Percent</i>	<i>Cum.</i>
-99	14	1.04	1.04
[1]strongly agree	739	54.90	55.94
[2]agree	407	30.24	86.18
[3]neither nor	90	6.69	92.87
[4]disagree	72	5.35	98.22
[5]strongly disagree	24	1.78	100.00
Total	1,346	100.00	

**v019_4: It's very important which particular party gains most
seats in the EP elections (19.4)**

Please indicate whether you agree or disagree with the following statements. Do you 'strongly agree', or 'strongly disagree', or somewhere in between?

It is very important for you which particular political party gains the most seats in the European Parliament elections

<i>Strongly agree</i>	(1)
<i>Agree</i>	(2)
<i>Neither nor</i>	(3)
<i>Disagree</i>	(4)
<i>Strongly disagree</i>	(5)
<i>No valid answer</i>	(-99)

Additional information:

Frequencies

It's very important which particular party gains most seats in the EP elections	Freq.	Percent	Cum.
-99	11	0.82	0.82
[1]strongly agree	699	51.93	52.75
[2]agree	420	31.20	83.95
[3]neither nor	119	8.84	92.79
[4]disagree	70	5.20	97.99
[5]strongly disagree	27	2.01	100.00
Total	1,346	100.00	

**v019_5: [COUNTRY'S] parl. takes into consideration concerns of
[COUNTRY'S] citizens (19.5)**

Please indicate whether you agree or disagree with the following statements. Do you 'strongly agree', or 'strongly disagree', or somewhere in between?

The [country's] Parliament takes into consideration the concerns of the [country's] citizens

<i>Strongly agree</i>	<i>(1)</i>
<i>Agree</i>	<i>(2)</i>
<i>Neither nor</i>	<i>(3)</i>
<i>Disagree</i>	<i>(4)</i>
<i>Strongly disagree</i>	<i>(5)</i>
<i>No valid answer</i>	<i>(-99)</i>

Additional information:

Frequencies

[COUNTRY'S] parl. takes into consideration concerns of [COUNTRY'S] citizens	Freq.	Percent	Cum.
-99	19	1.41	1.41
[1]strongly agree	131	9.73	11.14
[2]agree	487	36.18	47.33
[3]neither nor	239	17.76	65.08
[4]disagree	295	21.92	87.00
[5]strongly disagree	175	13.00	100.00
Total	1,346	100.00	

v019_6: It's very important which party gains most seats in [COUNTRY'S] parl. elections (19.6)

Please indicate whether you agree or disagree with the following statements. Do you 'strongly agree', or 'strongly disagree', or somewhere in between?

It is very important for you which particular political party gains the most seats in the [country's] Parliament elections

- Strongly agree* (1)
- Agree* (2)
- Neither nor* (3)
- Disagree* (4)
- Strongly disagree* (5)
- No valid answer* (-99)

Additional information:

Frequencies

It's very important which party gains most seats in [COUNTRY'S] parl. elections	Freq.	Percent	Cum.
-99	9	0.67	0.67
[1]strongly agree	838	62.26	62.93
[2]agree	353	26.23	89.15
[3]neither nor	79	5.87	95.02
[4]disagree	47	3.49	98.51
[5]strongly disagree	20	1.49	100.00
Total	1,346	100.00	

**v020_01: Immigrants should be required to adapt to the customs
of [COUNTRY] (20.1)**

People hold different views on political issues. What do you think of the following?

Immigrants should be required to adapt to the customs of [country]

<i>Strongly agree</i>	(1)
<i>Agree</i>	(2)
<i>Neither nor</i>	(3)
<i>Disagree</i>	(4)
<i>Strongly disagree</i>	(5)
<i>No valid answer</i>	(-99)

Additional information:

Frequencies

Immigrants should be required to adapt to the customs of [COUNTRY]	Freq.	Percent	Cum.
-99	20	1.49	1.49
[1]strongly agree	264	19.61	21.10
[2]agree	445	33.06	54.16
[3]neither nor	284	21.10	75.26
[4]disagree	247	18.35	93.61
[5]strongly disagree	86	6.39	100.00
Total	1,346	100.00	

**v020_02: Private enterprise is the best way to solve
[COUNTRY'S] economic problems (20.2)**

People hold different views on political issues. What do you think of the following?

Private enterprise is the best way to solve [country's] economic problems

<i>Strongly agree</i>	(1)
<i>Agree</i>	(2)
<i>Neither nor</i>	(3)
<i>Disagree</i>	(4)
<i>Strongly disagree</i>	(5)
<i>No valid answer</i>	(-99)

Additional information:

Frequencies

Private enterprise is the best way to solve [COUNTRY'S] economic problems	Freq.	Percent	Cum.
-99	15	1.11	1.11
[1]strongly agree	271	20.13	21.25
[2]agree	394	29.27	50.52
[3]neither nor	266	19.76	70.28
[4]disagree	264	19.61	89.90
[5]strongly disagree	136	10.10	100.00
Total	1,346	100.00	

v020_03: Same-sex marriages should be prohibited by law (20.3)

People hold different views on political issues. What do you think of the following?

Same-sex marriages should be prohibited by law

<i>Strongly agree</i>	(1)
<i>Agree</i>	(2)
<i>Neither nor</i>	(3)
<i>Disagree</i>	(4)
<i>Strongly disagree</i>	(5)
<i>No valid answer</i>	(-99)

Additional information:

Frequencies

Same-sex marriages should be prohibited by law	Freq.	Percent	Cum.
-99	13	0.97	0.97
[1]strongly agree	198	14.71	15.68
[2]agree	108	8.02	23.70
[3]neither nor	181	13.45	37.15
[4]disagree	244	18.13	55.27
[5]strongly disagree	602	44.73	100.00
Total	1,346	100.00	

v020_04: Major public services and industries ought to be in state ownership (20.4)

People hold different views on political issues. What do you think of the following?

Major public services and industries ought to be in state ownership

<i>Strongly agree</i>	(1)
<i>Agree</i>	(2)
<i>Neither nor</i>	(3)
<i>Disagree</i>	(4)
<i>Strongly disagree</i>	(5)
<i>No valid answer</i>	(-99)

Additional information:

Frequencies

Major public services and industries ought to be in state ownership	Freq.	Percent	Cum.
-99	20	1.49	1.49
[1]strongly agree	215	15.97	17.46
[2]agree	330	24.52	41.98
[3]neither nor	261	19.39	61.37
[4]disagree	295	21.92	83.28
[5]strongly disagree	225	16.72	100.00
Total	1,346	100.00	

v020_05: Women should be free to decide on matters of abortion(20.5)

People hold different views on political issues. What do you think of the following?

Women should be free to decide on matters of abortion

<i>Strongly agree</i>	(1)
<i>Agree</i>	(2)
<i>Neither nor</i>	(3)
<i>Disagree</i>	(4)
<i>Strongly disagree</i>	(5)
<i>No valid answer</i>	(-99)

Additional information:

Frequencies

Women should be free to decide on matters of abortion	Freq.	Percent	Cum.
-99	12	0.89	0.89
[1]strongly agree	681	50.59	51.49
[2]agree	323	24.00	75.48
[3]neither nor	122	9.06	84.55
[4]disagree	121	8.99	93.54
[5]strongly disagree	87	6.46	100.00
Total	1,346	100.00	

**v020_06: Politics should abstain from intervening in the
economy (20.6)**

*People hold different views on political issues. What do you
think of the following?*

Politics should abstain from intervening in the economy

<i>Strongly agree</i>	(1)
<i>Agree</i>	(2)
<i>Neither nor</i>	(3)
<i>Disagree</i>	(4)
<i>Strongly disagree</i>	(5)
<i>No valid answer</i>	(-99)

Additional information:

Frequencies

Politics should abstain from intervening in the economy	Freq.	Percent	Cum.
-99	18	1.34	1.34
[1]strongly agree	80	5.94	7.28
[2]agree	205	15.23	22.51
[3]neither nor	210	15.60	38.11
[4]disagree	516	38.34	76.45
[5]strongly disagree	317	23.55	100.00
Total	1,346	100.00	

v020_07: People who break the law should be given much harsher sentences (20.7)

People hold different views on political issues. What do you think of the following?

People who break the law should be given much harsher sentences than they are these days

<i>Strongly agree</i>	(1)
<i>Agree</i>	(2)
<i>Neither nor</i>	(3)
<i>Disagree</i>	(4)
<i>Strongly disagree</i>	(5)
<i>No valid answer</i>	(-99)

Additional information:

Frequencies

People who break the law should be given much harsher sentences	Freq.	Percent	Cum.
-99	17	1.26	1.26
[1]strongly agree	195	14.49	15.75
[2]agree	296	21.99	37.74
[3]neither nor	373	27.71	65.45
[4]disagree	343	25.48	90.94
[5]strongly disagree	122	9.06	100.00
Total	1,346	100.00	

v020_08: Income and wealth should be redistributed towards ordinary people (20.8)

People hold different views on political issues. What do you think of the following?

Income and wealth should be redistributed towards ordinary people

<i>Strongly agree</i>	(1)
<i>Agree</i>	(2)
<i>Neither nor</i>	(3)
<i>Disagree</i>	(4)
<i>Strongly disagree</i>	(5)
<i>No valid answer</i>	(-99)

Additional information:

Frequencies

Income and wealth should be redistributed towards ordinary people	Freq.	Percent	Cum.
-99	15	1.11	1.11
[1]strongly agree	243	18.05	19.17
[2]agree	395	29.35	48.51
[3]neither nor	269	19.99	68.50
[4]disagree	276	20.51	89.00
[5]strongly disagree	148	11.00	100.00
Total	1,346	100.00	

v020_09: Schools must teach children to obey authority (20.9)

People hold different views on political issues. What do you think of the following?

Schools must teach children to obey authority

<i>Strongly agree</i>	(1)
<i>Agree</i>	(2)
<i>Neither nor</i>	(3)
<i>Disagree</i>	(4)
<i>Strongly disagree</i>	(5)
<i>No valid answer</i>	(-99)

Additional information:

Frequencies

Schools must teach children to obey authority	Freq.	Percent	Cum.
-99	20	1.49	1.49
[1]strongly agree	167	12.41	13.89
[2]agree	393	29.20	43.09
[3]neither nor	322	23.92	67.01
[4]disagree	298	22.14	89.15
[5]strongly disagree	146	10.85	100.00
Total	1,346	100.00	

**v020_10: EU treaty changes should be decided by referendum
(20.10)**

People hold different views on political issues. What do you think of the following?

EU treaty changes should be decided by referendum

<i>Strongly agree</i>	(1)
<i>Agree</i>	(2)
<i>Neither nor</i>	(3)
<i>Disagree</i>	(4)
<i>Strongly disagree</i>	(5)
<i>No valid answer</i>	(-99)

Additional information:

Frequencies

EU treaty changes should be decided by referendum	Freq.	Percent	Cum.
-99	18	1.34	1.34
[1]strongly agree	417	30.98	32.32
[2]agree	318	23.63	55.94
[3]neither nor	191	14.19	70.13
[4]disagree	291	21.62	91.75
[5]strongly disagree	111	8.25	100.00
Total	1,346	100.00	

**v020_11: A woman should be prepared to cut down on her paid
work for her family (20.11)**

People hold different views on political issues. What do you think of the following?

A woman should be prepared to cut down on her paid work for the sake of her family

<i>Strongly agree</i>	(1)
<i>Agree</i>	(2)
<i>Neither nor</i>	(3)
<i>Disagree</i>	(4)
<i>Strongly disagree</i>	(5)
<i>No valid answer</i>	(-99)

Additional information:

Frequencies

A woman should be prepared to cut down on her paid work for her family	Freq.	Percent	Cum.
-99	17	1.26	1.26
[1]strongly agree	76	5.65	6.91
[2]agree	166	12.33	19.24
[3]neither nor	297	22.07	41.31
[4]disagree	358	26.60	67.90
[5]strongly disagree	432	32.10	100.00
Total	1,346	100.00	

v020_12: Immigration to [COUNTRY] should be decreased significantly (20.12)

People hold different views on political issues. What do you think of the following?

Immigration to [country] should be decreased significantly

<i>Strongly agree</i>	(1)
<i>Agree</i>	(2)
<i>Neither nor</i>	(3)
<i>Disagree</i>	(4)
<i>Strongly disagree</i>	(5)
<i>No valid answer</i>	(-99)

Additional information:

Frequencies

Immigration to [COUNTRY] should be decreased significantly	Freq.	Percent	Cum.
-99	13	0.97	0.97
[1]strongly agree	187	13.89	14.86
[2]agree	151	11.22	26.08
[3]neither nor	300	22.29	48.37
[4]disagree	373	27.71	76.08
[5]strongly disagree	322	23.92	100.00
Total	1,346	100.00	

**v021_1: The EP should have the right to initiate legislation
(21.1)**

To what extent do you agree with the following statements about the powers of the European Union? Please use the scale to indicate your position.

The European Parliament should have the right to initiate legislation

*Scale from 1 (strongly agree) to 7 (strongly disagree)
No valid answer (-99)*

Additional information:

Frequencies

The EP should have the right to initiate legislation	Freq.	Percent	Cum.
-99	18	1.34	1.34
[1]strongly agree	633	47.03	48.37
2	276	20.51	68.87
3	140	10.40	79.27
4	95	7.06	86.33
5	33	2.45	88.78
6	41	3.05	91.83
[7]strongly disagree	110	8.17	100.00
Total	1,346	100.00	

**v021_2: The EP should have equal power with the Council in all
areas of EU legislation (21.2)**

To what extent do you agree with the following statements about the powers of the European Union? Please use the scale to indicate your position.

*The European Parliament should have equal power with the Council in **all** areas of EU legislation*

*Scale from 1 (strongly agree) to 7 (strongly disagree)
No valid answer (-99)*

Additional information:

Frequencies

The EP should have equal power with the Council in all areas of EU legislation	Freq.	Percent	Cum.
-99	22	1.63	1.63
[1]strongly agree	556	41.31	42.94
2	267	19.84	62.78
3	157	11.66	74.44
4	139	10.33	84.77
5	54	4.01	88.78
6	50	3.71	92.50
[7]strongly disagree	101	7.50	100.00
Total	1,346	100.00	

v021_3: The EP should have equal power with the Council to amend the budget (21.3)

To what extent do you agree with the following statements about the powers of the European Union? Please use the scale to indicate your position.

*The European Parliament should have equal power with the Council to amend **all** areas of expenditure in the budget*

*Scale from 1 (strongly agree) to 7 (strongly disagree)
No valid answer (-99)*

Additional information:

Frequencies

The EP should have equal power with the Council to amend the budget	Freq.	Percent	Cum.
-99	27	2.01	2.01
[1]strongly agree	557	41.38	43.39
2	267	19.84	63.22
3	186	13.82	77.04
4	128	9.51	86.55
5	46	3.42	89.97
6	45	3.34	93.31
[7]strongly disagree	90	6.69	100.00
Total	1,346	100.00	

v021_4: Commission President should be nominated by the EP rather than by the Council (21.4)

To what extent do you agree with the following statements about the powers of the European Union? Please use the scale to indicate your position.

The Commission President should be nominated by the European Parliament, rather than by the European Council

*Scale from 1 (strongly agree) to 7 (strongly disagree)
No valid answer (-99)*

Additional information:

Frequencies

Commission President should be nominated by the EP rather than the Council	Freq.	Percent	Cum.
-99	27	2.01	2.01
[1]strongly agree	636	47.25	49.26
2	225	16.72	65.97
3	139	10.33	76.30
4	150	11.14	87.44
5	56	4.16	91.60
6	41	3.05	94.65
[7]strongly disagree	72	5.35	100.00
Total	1,346	100.00	

v021_5: The EP should be able to remove individual commissioners from office (21.5)

To what extent do you agree with the following statements about the powers of the European Union? Please use the scale to indicate your position.

The European Parliament should be able to remove individual Commissioners from office

*Scale from 1 (strongly agree) to 7 (strongly disagree)
No valid answer (-99)*

Additional information:

Frequencies

The EP should be able to remove individual commissioners from office	Freq.	Percent	Cum.
-99	21	1.56	1.56
[1]strongly agree	692	51.41	52.97
2	263	19.54	72.51
3	156	11.59	84.10
4	97	7.21	91.31
5	39	2.90	94.21
6	38	2.82	97.03
[7]strongly disagree	40	2.97	100.00
Total	1,346	100.00	

v021_6: The EP should be allowed to hold all its plenary sessions in Brussels (21.6)

To what extent do you agree with the following statements about the powers of the European Union? Please use the scale to indicate your position.

The European Parliament should be allowed to hold all its plenary sessions in Brussels

*Scale from 1 (strongly agree) to 7 (strongly disagree)
No valid answer (-99)*

Additional information:

Frequencies

The EP should be allowed to hold all its plenary sessions in Brussels	Freq.	Percent	Cum.
-99	30	2.23	2.23
[1]strongly agree	769	57.13	59.36
2	145	10.77	70.13
3	72	5.35	75.48
4	174	12.93	88.41
5	34	2.53	90.94
6	35	2.60	93.54
[7]strongly disagree	87	6.46	100.00
Total	1,346	100.00	

v022_01: Level of decision making: Agriculture and fisheries (22.1)

To what extent should each of the following policy areas be decided at the national level and to what extent at the European level? Please rate each area on the scale.

Agriculture and fisheries

*Scale from 1 (exclusively at the national level) to 9 (exclusively at the European level)
No valid answer (-99)*

Additional information:

This variable had to be recoded to a 9-point scale. Further details can be found in the appendix.

Frequencies

Level of decision making: Agriculture and fisheries	Freq.	Percent	Cum.
-99	34	2.53	2.53
[1]exclusively at the national level	179	13.30	15.82
2	55	4.09	19.91
3	77	5.72	25.63
4	115	8.54	34.18
5	295	21.92	56.09
6	241	17.90	74.00
7	188	13.97	87.96
8	70	5.20	93.16
[9]exclusively at the European level	92	6.84	100.00
Total	1,346	100.00	

v022_02: Level of decision making: Unemployment policies (22.2)

To what extent should each of the following policy areas be decided at the national level and to what extent at the European level? Please rate each area on the scale.

Unemployment policies

*Scale from 1 (exclusively at the national level) to 9 (exclusively at the European level)
No valid answer (-99)*

Additional information:

This variable had to be recoded to a 9-point scale. Further details can be found in the appendix.

Frequencies

Level of decision making: Unemployment policies	Freq.	Percent	Cum.
-99	32	2.38	2.38
[1]exclusively at the national level	232	17.24	19.61
2	110	8.17	27.79
3	141	10.48	38.26
4	188	13.97	52.23
5	313	23.25	75.48
6	166	12.33	87.82
7	93	6.91	94.73
8	25	1.86	96.58
[9]exclusively at the European level	46	3.42	100.00
Total	1,346	100.00	

v022_03: Level of decision making: Economic policy (22.3)

To what extent should each of the following policy areas be decided at the national level and to what extent at the European level? Please rate each area on the scale.

Economic policy

*Scale from 1 (exclusively at the national level) to 9 (exclusively at the European level)
No valid answer (-99)*

Additional information:

This variable had to be recoded to a 9-point scale. Further details can be found in the appendix.

Frequencies

Level of decision making: Economic policy	Freq.	Percent	Cum.
-99	34	2.53	2.53
[1]exclusively at the national level	176	13.08	15.60
2	79	5.87	21.47
3	95	7.06	28.53
4	166	12.33	40.86
5	348	25.85	66.72
6	224	16.64	83.36
7	123	9.14	92.50
8	50	3.71	96.21
[9]exclusively at the European level	51	3.79	100.00
Total	1,346	100.00	

v022_04: Level of decision making: Fighting Crime (22.4)

To what extent should each of the following policy areas be decided at the national level and to what extent at the European level? Please rate each area on the scale.

Fighting Crime

*Scale from 1 (exclusively at the national level) to 9 (exclusively at the European level)
No valid answer (-99)*

Additional information:

This variable had to be recoded to a 9-point scale. Further details can be found in the appendix.

Frequencies

Level of decision making: Fighting Crime	Freq.	Percent	Cum.
-99	34	2.53	2.53
[1]exclusively at the national level	145	10.77	13.30
2	53	3.94	17.24
3	94	6.98	24.22
4	144	10.70	34.92
5	336	24.96	59.88
6	207	15.38	75.26
7	156	11.59	86.85
8	80	5.94	92.79
[9]exclusively at the European level	97	7.21	100.00
Total	1,346	100.00	

v022_05: Level of decision making: Regional development (22.5)

To what extent should each of the following policy areas be decided at the national level and to what extent at the European level? Please rate each area on the scale.

Regional development

*Scale from 1 (exclusively at the national level) to 9 (exclusively at the European level)
No valid answer (-99)*

Additional information:

This variable had to be recoded to a 9-point scale. Further details can be found in the appendix.

Frequencies

Level of decision making: Regional development	Freq.	Percent	Cum.
-99	35	2.60	2.60
[1]exclusively at the national level	240	17.83	20.43
2	121	8.99	29.42
3	151	11.22	40.64
4	178	13.22	53.86
5	307	22.81	76.67
6	165	12.26	88.93
7	84	6.24	95.17
8	32	2.38	97.55
[9]exclusively at the European level	33	2.45	100.00
Total	1,346	100.00	

v022_06: Level of decision making: Security and defence (22.6)

To what extent should each of the following policy areas be decided at the national level and to what extent at the European level? Please rate each area on the scale.

Security and defence

*Scale from 1 (exclusively at the national level) to 9 (exclusively at the European level)
No valid answer (-99)*

Additional information:

This variable had to be recoded to a 9-point scale. Further details can be found in the appendix.

Frequencies

Level of decision making: Security and defence	Freq.	Percent	Cum.
-99	32	2.38	2.38
[1]exclusively at the national level	196	14.56	16.94
2	88	6.54	23.48
3	78	5.79	29.27
4	98	7.28	36.55
5	254	18.87	55.42
6	157	11.66	67.09
7	170	12.63	79.72
8	113	8.40	88.11
[9]exclusively at the European level	160	11.89	100.00
Total	1,346	100.00	

v022_07: Level of decision making: Protection of the environment (22.7)

To what extent should each of the following policy areas be decided at the national level and to what extent at the European level? Please rate each area on the scale.

Protection of the environment

*Scale from 1 (exclusively at the national level) to 9 (exclusively at the European level)
No valid answer (-99)*

Additional information:

This variable had to be recoded to a 9-point scale. Further details can be found in the appendix.

Frequencies

Level of decision making: Protection of the environment	Freq.	Percent	Cum.
-99	31	2.30	2.30
[1]exclusively at the national level	95	7.06	9.36
2	24	1.78	11.14
3	22	1.63	12.78
4	39	2.90	15.68
5	241	17.90	33.58
6	196	14.56	48.14
7	259	19.24	67.38
8	209	15.53	82.91
[9]exclusively at the European level	230	17.09	100.00
Total	1,346	100.00	

v022_08: Level of decision making: Monetary policy (22.8)

To what extent should each of the following policy areas be decided at the national level and to what extent at the European level? Please rate each area on the scale.

Monetary policy

*Scale from 1 (exclusively at the national level) to 9 (exclusively at the European level)
No valid answer (-99)*

Additional information:

This variable had to be recoded to a 9-point scale. Further details can be found in the appendix.

Frequencies

Level of decision making: Monetary policy	Freq.	Percent	Cum.
-99	40	2.97	2.97
[1]exclusively at the national level	191	14.19	17.16
2	46	3.42	20.58
3	37	2.75	23.33
4	74	5.50	28.83
5	215	15.97	44.80
6	134	9.96	54.75
7	165	12.26	67.01
8	160	11.89	78.90
[9]exclusively at the European level	284	21.10	100.00
Total	1,346	100.00	

v022_09: Level of decision making: Health (22.9)

To what extent should each of the following policy areas be decided at the national level and to what extent at the European level? Please rate each area on the scale.

Health

*Scale from 1 (exclusively at the national level) to 9 (exclusively at the European level)
No valid answer (-99)*

Additional information:

This variable had to be recoded to a 9-point scale. Further details can be found in the appendix.

Frequencies

Level of decision making: Health	Freq.	Percent	Cum.
-99	34	2.53	2.53
[1]exclusively at the national level	251	18.65	21.17
2	131	9.73	30.91
3	165	12.26	43.16
4	172	12.78	55.94
5	287	21.32	77.27
6	142	10.55	87.82
7	66	4.90	92.72
8	38	2.82	95.54
[9]exclusively at the European level	60	4.46	100.00
Total	1,346	100.00	

v022_10: Level of decision making: Social policy (22.10)

To what extent should each of the following policy areas be decided at the national level and to what extent at the European level? Please rate each area on the scale.

Social policy

*Scale from 1 (exclusively at the national level) to 9 (exclusively at the European level)
No valid answer (-99)*

Additional information:

This variable had to be recoded to a 9-point scale. Further details can be found in the appendix.

Frequencies

Level of decision making: Social policy	Freq.	Percent	Cum.
-99	38	2.82	2.82
[1]exclusively at the national level	271	20.13	22.96
2	140	10.40	33.36
3	153	11.37	44.73
4	179	13.30	58.02
5	266	19.76	77.79
6	137	10.18	87.96
7	86	6.39	94.35
8	28	2.08	96.43
[9]exclusively at the European level	48	3.57	100.00
Total	1,346	100.00	

v022_11: Level of decision making: Education (22.11)

To what extent should each of the following policy areas be decided at the national level and to what extent at the European level? Please rate each area on the scale.

Education

*Scale from 1 (exclusively at the national level) to 9 (exclusively at the European level)
No valid answer (-99)*

Additional information:

This variable had to be recoded to a 9-point scale. Further details can be found in the appendix.

Frequencies

Level of decision making: Education	Freq.	Percent	Cum.
-99	34	2.53	2.53
[1]exclusively at the national level	293	21.77	24.29
2	167	12.41	36.70
3	167	12.41	49.11
4	197	14.64	63.74
5	255	18.95	82.69
6	103	7.65	90.34
7	61	4.53	94.87
8	27	2.01	96.88
[9]exclusively at the European level	42	3.12	100.00
Total	1,346	100.00	

v022_12: Level of decision making: Basic rules for broadcasting and press (22.12)

To what extent should each of the following policy areas be decided at the national level and to what extent at the European level? Please rate each area on the scale.

Basic rules for broadcasting and press

*Scale from 1 (exclusively at the national level) to 9 (exclusively at the European level)
No valid answer (-99)*

Additional information:

This variable had to be recoded to a 9-point scale. Further details can be found in the appendix.

Frequencies

Level of decision making: Basic rules for broadcasting and press	Freq.	Percent	Cum.
-99	33	2.45	2.45
[1]exclusively at the national level	260	19.32	21.77
2	127	9.44	31.20
3	101	7.50	38.71
4	139	10.33	49.03
5	276	20.51	69.54
6	125	9.29	78.83
7	107	7.95	86.78
8	70	5.20	91.98
[9]exclusively at the European level	108	8.02	100.00
Total	1,346	100.00	

v022_13: Level of decision making: Scientific and technological research (22.13)

To what extent should each of the following policy areas be decided at the national level and to what extent at the European level? Please rate each area on the scale.

Scientific and technological research

*Scale from 1 (exclusively at the national level) to 9 (exclusively at the European level)
No valid answer (-99)*

Additional information:

This variable had to be recoded to a 9-point scale. Further details can be found in the appendix.

Frequencies

Level of decision making: Scientific and technological research	Freq.	Percent	Cum.
-99	35	2.60	2.60
[1]exclusively at the national level	113	8.40	11.00
2	47	3.49	14.49
3	69	5.13	19.61
4	100	7.43	27.04
5	345	25.63	52.67
6	215	15.97	68.65
7	183	13.60	82.24
8	108	8.02	90.27
[9]exclusively at the European level	131	9.73	100.00
Total	1,346	100.00	

v022_14: Level of decision making: Foreign policy (22.14)

To what extent should each of the following policy areas be decided at the national level and to what extent at the European level? Please rate each area on the scale.

Foreign policy

*Scale from 1 (exclusively at the national level) to 9 (exclusively at the European level)
No valid answer (-99)*

Additional information:

This variable had to be recoded to a 9-point scale. Further details can be found in the appendix.

Frequencies

Level of decision making: Foreign policy	Freq.	Percent	Cum.
-99	36	2.67	2.67
[1]exclusively at the national level	196	14.56	17.24
2	79	5.87	23.11
3	77	5.72	28.83
4	92	6.84	35.66
5	239	17.76	53.42
6	162	12.04	65.45
7	147	10.92	76.37
8	133	9.88	86.26
[9]exclusively at the European level	185	13.74	100.00
Total	1,346	100.00	

v022_15: Level of decision making: Taxation policy (22.15)

To what extent should each of the following policy areas be decided at the national level and to what extent at the European level? Please rate each area on the scale.

Taxation policy

*Scale from 1 (exclusively at the national level) to 9 (exclusively at the European level)
No valid answer (-99)*

Additional information:

This variable had to be recoded to a 9-point scale. Further details can be found in the appendix.

Frequencies

Level of decision making: Taxation policy	Freq.	Percent	Cum.
-99	33	2.45	2.45
[1]exclusively at the national level	312	23.18	25.63
2	144	10.70	36.33
3	154	11.44	47.77
4	147	10.92	58.69
5	213	15.82	74.52
6	121	8.99	83.51
7	101	7.50	91.01
8	50	3.71	94.73
[9]exclusively at the European level	71	5.27	100.00
Total	1,346	100.00	

**v022_16: Level of decision making: Development aid policy
(22.16)**

To what extent should each of the following policy areas be decided at the national level and to what extent at the European level? Please rate each area on the scale.

Development aid policy

*Scale from 1 (exclusively at the national level) to 9
(exclusively at the European level)
No valid answer (-99)*

Additional information:

This variable had to be recoded to a 9-point scale. Further details can be found in the appendix.

Frequencies

Level of decision making: Development aid policy	Freq.	Percent	Cum.
-99	34	2.53	2.53
[1]exclusively at the national level	169	12.56	15.08
2	49	3.64	18.72
3	74	5.50	24.22
4	83	6.17	30.39
5	251	18.65	49.03
6	173	12.85	61.89
7	188	13.97	75.85
8	145	10.77	86.63
[9]exclusively at the European level	180	13.37	100.00
Total	1,346	100.00	

v022_17: Level of decision making: Immigration policy (22.17)

To what extent should each of the following policy areas be decided at the national level and to what extent at the European level? Please rate each area on the scale.

Immigration policy

*Scale from 1 (exclusively at the national level) to 9
(exclusively at the European level)
No valid answer (-99)*

Additional information:

This variable had to be recoded to a 9-point scale. Further details can be found in the appendix.

Frequencies

Level of decision making: Immigration policy	Freq.	Percent	Cum.
-99	31	2.30	2.30
[1]exclusively at the national level	210	15.60	17.90
2	62	4.61	22.51
3	65	4.83	27.34
4	77	5.72	33.06
5	254	18.87	51.93
6	151	11.22	63.15
7	184	13.67	76.82
8	139	10.33	87.15
[9]exclusively at the European level	173	12.85	100.00
Total	1,346	100.00	

v023: Do you see yourself as... (23)

Do you see yourself as...?

<i>[Nationality] only</i>	(1)
<i>[Nationality] and European</i>	(2)
<i>European and [Nationality]</i>	(3)
<i>European only</i>	(4)
<i>No valid answer</i>	(-99)

Additional information:

Frequencies

Do you see yourself as...?	Freq.	Percent	Cum.
-99	49	3.64	3.64
[1][NATIONALITY] only	132	9.81	13.45
[2][NATIONALITY] and European	818	60.77	74.22
[3]European and [NATIONALITY]	302	22.44	96.66
[4]European only	45	3.34	100.00
Total	1,346	100.00	

v024: Do you think that [COUNTRY'S] membership of the EU is a good thing in general? (24)

Generally speaking, do you think that [COUNTRY'S] membership of the European Union is a good thing, a bad thing, or neither good nor bad?

<i>Good thing</i>	(1)
<i>Bad thing</i>	(2)
<i>Neither good nor bad</i>	(3)
<i>No valid answer</i>	(-99)

Additional information:

Frequencies

Do you think that [COUNTRY'S] membership of the EU is a good thing in general?	Freq.	Percent	Cum.
-99	10	0.74	0.74
[1]good thing	1,033	76.75	77.49
[2]bad thing	171	12.70	90.19
[3]neither good nor bad	132	9.81	100.00
Total	1,346	100.00	

**v025: What do you think: Are enlargement and deepening of the
EU conflicting goals? (25)**

*What do you think: Are enlargement and deepening of the
European Union conflicting goals?*

Yes (1)
No (2)
No valid answer (-99)

Additional information:

Frequencies

What do you think: Are enlargement and deepening of the EU conflicting goals?	Freq.	Percent	Cum.
-99	23	1.71	1.71
[1]yes	492	36.55	38.26
[2]no	831	61.74	100.00
Total	1,346	100.00	

v026: Which would you say should have priority, enlargement or deepening of the EU? (26)

Which would you say should have priority, enlargement or deepening the European Union?

Enlargement (1)
Deepening (2)
No valid answer (-99)

Additional information:

Frequencies

Which would you say should have priority, enlargement or deepening of the EU?	Freq.	Percent	Cum.
-99	143	10.62	10.62
[1]enlargement	311	23.11	33.73
[2]deepening	892	66.27	100.00
Total	1,346	100.00	

v027: What do you think the enlargement of the EU would be in general? (27)

In general, do you think that enlargement of the European Union would be a good thing, a bad thing, or neither good nor bad?

A good thing (1)
A bad thing (2)
Neither good nor bad (3)
No valid answer (-99)

Additional information:

Frequencies

What do you think the enlargement of the EU would be in general?	Freq.	Percent	Cum.
-99	24	1.78	1.78
[1]good thing	679	50.45	52.23
[2]bad thing	301	22.36	74.59
[3]neither good nor bad	342	25.41	100.00
Total	1,346	100.00	

v028: What do you think the deepening of the EU would be in general? (28)

In general, do you think that deepening of the European Union would be a good thing, a bad thing, or neither good nor bad?

A good thing (1)
A bad thing (2)
Neither good nor bad (3)
No valid answer (-99)

Additional information:

Frequencies

What do you think a deepening of the EU would be in general?	Freq.	Percent	Cum.
-99	22	1.63	1.63
[1]good thing	937	69.61	71.25
[2]bad thing	208	15.45	86.70
[3]neither good nor bad	179	13.30	100.00
Total	1,346	100.00	

v029_1: European unification: candidate's position(29.1)

Some say European unification should be pushed further. Others say it already has gone too far. What is your opinion? Please indicate your views using a scale from 0 to 10, where 0 means unification 'has already gone too far' and 10 means it 'should be pushed further'.

What number on this scale best describes your position?

Scale from 0 (has already gone too far) to 10 (should be pushed further).

No valid answer (-99)

Additional information:

Frequencies

European unification: (candidate's position)	Freq.	Percent	Cum.
-99	17	1.26	1.26
[0]has already gone too far	187	13.89	15.16
1	42	3.12	18.28
2	50	3.71	21.99
3	49	3.64	25.63
4	50	3.71	29.35
5	154	11.44	40.79
6	123	9.14	49.93
7	148	11.00	60.92
8	204	15.16	76.08
9	86	6.39	82.47
[10]should be pushed further	236	17.53	100.00
Total	1,346	100.00	

**v029_2: European unification: candidate's party's position
(29.2)**

Some say European unification should be pushed further. Others say it already has gone too far. What is your opinion? Please indicate your views using a scale from 0 to 10, where 0 means unification 'has already gone too far' and 10 means it 'should be pushed further'.

Where would you place your party on this question?

Scale from 0 (has already gone to far) to 10 (should be pushed further). No valid answer (-99)

Additional information:

Frequencies

European unification: candidate's party's position	Freq.	Percent	Cum.
-99	38	2.82	2.82
[0]has already gone too far	157	11.66	14.49
1	35	2.60	17.09
2	53	3.94	21.03
3	61	4.53	25.56
4	56	4.16	29.72
5	192	14.26	43.98
6	143	10.62	54.61
7	184	13.67	68.28
8	207	15.38	83.66
9	87	6.46	90.12
[10]should be pushed further	133	9.88	100.00
Total	1,346	100.00	

v029_3: European unification: party's voter position(29.3)

Some say European unification should be pushed further. Others say it already has gone too far. What is your opinion? Please indicate your views using a scale from 0 to 10, where 0 means unification 'has already gone too far' and 10 means it 'should be pushed further'.

And where do your party's voters stand on this question?

Scale from 0 (has already gone to far) to 10 (should be pushed further). No valid answer (-99)

Additional information:

Frequencies

European unification: party's voters position	Freq.	Percent	Cum.
-99	43	3.19	3.19
[0]has already gone too far	144	10.70	13.89
1	56	4.16	18.05
2	91	6.76	24.81
3	110	8.17	32.99
4	116	8.62	41.60
5	240	17.83	59.44
6	159	11.81	71.25
7	158	11.74	82.99
8	151	11.22	94.21
9	39	2.90	97.10
[10]should be pushed further	39	2.90	100.00

v030: Confidence that decisions made by the EU will be in the interest of [COUNTRY]? (30)

How much confidence do you have that decisions made by the European Union will be in the interest of [country]?

A great deal of confidence (1)
 A fair amount (2)
 Not very much (3)
 No confidence at all (4)
 No valid answer (-99)

Additional information:

Frequencies

Confidence that decisions made by the EU will be in the interest of [country]?	Freq.	Percent	Cum.
-99	28	2.08	2.08
[1]a great deal of confidence	146	10.85	12.93
[2]a fair amount	637	47.33	60.25
[3]not very much	346	25.71	85.96
[4]no confidence at all	189	14.04	100.00
Total	1,346	100.00	

v031_1: The differences between European countries are far less than the similarities (31.1)

To what extent do you agree or disagree with the following statements on Europe and the issue of European identity? Please use the scale to indicate your position.

The differences between European countries are far less than the similarities

*Scale from 1 (agree strongly) to 7 (disagree strongly)
 No valid answer (-99)*

Additional information:

Frequencies

The differences between European countries are far less than the similarities	Freq.	Percent	Cum.
-99	33	2.45	2.45
[1]strongly agree	147	10.92	13.37
2	255	18.95	32.32
3	312	23.18	55.50
4	257	19.09	74.59
5	160	11.89	86.48
6	107	7.95	94.43
[7]strongly disagree	75	5.57	100.00
Total	1,346	100.00	

v031_2: I feel proud to be a European (31.2)

To what extent do you agree or disagree with the following statements on Europe and the issue of European identity? Please use the scale to indicate your position.

I feel proud to be a European

*Scale from 1 (agree strongly) to 7 (disagree strongly)
No valid answer (-99)*

Additional information:

Frequencies

I feel proud to be a European	Freq.	Percent	Cum.
-99	33	2.45	2.45
[1]strongly agree	497	36.92	39.38
2	280	20.80	60.18
3	172	12.78	72.96
4	169	12.56	85.51
5	57	4.23	89.75
6	54	4.01	93.76
[7]strongly disagree	84	6.24	100.00
Total	1,346	100.00	

v031_3: European Unity threatens my country's cultural identity(31.3)

To what extent do you agree or disagree with the following statements on Europe and the issue of European identity? Please use the scale to indicate your position.

European Unity threatens my country's cultural identity

*Scale from 1 (agree strongly) to 7 (disagree strongly)
No valid answer (-99)*

Additional information:

Frequencies

European unity threatens my country's cultural identity	Freq.	Percent	Cum.
-99	28	2.08	2.08
[1]strongly agree	138	10.25	12.33
2	64	4.75	17.09
3	86	6.39	23.48
4	92	6.84	30.31
5	136	10.10	40.42
6	319	23.70	64.12
[7]strongly disagree	483	35.88	100.00
Total	1,346	100.00	

v031_4: The EU has strengthened democracy (31.4)

To what extent do you agree or disagree with the following statements on Europe and the issue of European identity? Please use the scale to indicate your position.

The European Union has strengthened democracy

*Scale from 1 (agree strongly) to 7 (disagree strongly)
No valid answer (-99)*

Additional information:

Frequencies

The EU has strengthened democracy	Freq.	Percent	Cum.
-99	33	2.45	2.45
[1]strongly agree	261	19.39	21.84
2	270	20.06	41.90
3	190	14.12	56.02
4	168	12.48	68.50
5	105	7.80	76.30
6	99	7.36	83.66
[7]strongly disagree	220	16.34	100.00
Total	1,346	100.00	

v031_5: The EU subjects member states to too much regulation (31.5)

To what extent do you agree or disagree with the following statements on Europe and the issue of European identity? Please use the scale to indicate your position.

The European Union subjects member states to too much regulation

*Scale from 1 (agree strongly) to 7 (disagree strongly)
No valid answer (-99)*

Additional information:

Frequencies

The EU subjects member states to too much regulation	Freq.	Percent	Cum.
-99	26	1.93	1.93
[1]strongly agree	273	20.28	22.21
2	157	11.66	33.88
3	193	14.34	48.22
4	202	15.01	63.22
5	194	14.41	77.64
6	202	15.01	92.64
[7]strongly disagree	99	7.36	100.00
Total	1,346	100.00	

v031_6: The EU has greatly harmed [COUNTRY'S] economy (31.6)

To what extent do you agree or disagree with the following statements on Europe and the issue of European identity? Please use the scale to indicate your position.

The European Union has greatly harmed [country's] economy

*Scale from 1 (agree strongly) to 7 (disagree strongly)
No valid answer (-99)*

Additional information:

Frequencies

The EU has greatly harmed [COUNTRY'S] economy	Freq.	Percent	Cum.
-99	37	2.75	2.75
[1]strongly agree	121	8.99	11.74
2	54	4.01	15.75
3	63	4.68	20.43
4	138	10.25	30.68
5	135	10.03	40.71
6	336	24.96	65.68
[7]strongly disagree	462	34.32	100.00
Total	1,346	100.00	

v031_7: Citizens of other EU countries should have the same rights to live in [COUNTRY] (31.7)

To what extent do you agree or disagree with the following statements on Europe and the issue of European identity? Please use the scale to indicate your position.

Citizens of other EU countries should have the same rights to live in [country] as we do

*Scale from 1 (agree strongly) to 7 (disagree strongly).
No valid answer (-99)*

Additional information:

Frequencies

Citizens of other EU countries should have the same rights to live in [COUNTRY]	Freq.	Percent	Cum.
-99	27	2.01	2.01
[1]strongly agree	487	36.18	38.19
2	263	19.54	57.73
3	164	12.18	69.91
4	144	10.70	80.61
5	69	5.13	85.74
6	69	5.13	90.86
[7]strongly disagree	123	9.14	100.00
Total	1,346	100.00	

v031_8: Stronger measures should be taken to restrict immigration from outside the EU (31.8)

To what extent do you agree or disagree with the following statements on Europe and the issue of European identity? Please use the scale to indicate your position.

Stronger measures should be taken to restrict immigration from countries outside the European Union

*Scale from 1 (agree strongly) to 7 (disagree strongly).
No valid answer (-99)*

Additional information:

Frequencies

Stronger measures should be taken to restrict immigration from outside the EU	Freq.	Percent	Cum.
-99	28	2.08	2.08
[1]strongly agree	246	18.28	20.36
2	125	9.29	29.64
3	128	9.51	39.15
4	191	14.19	53.34
5	168	12.48	65.82
6	199	14.78	80.61
[7]strongly disagree	261	19.39	100.00
Total	1,346	100.00	

v031_9: The financial contribution of [COUNTRY] to the EU is too high (31.9)

To what extent do you agree or disagree with the following statements on Europe and the issue of European identity? Please use the scale to indicate your position.

The financial contribution of [country] to the EU is too high compared to what other member states contribute

*Scale from 1 (agree strongly) to 7 (disagree strongly).
No valid answer (-99)*

Additional information:

Frequencies

The financial contribution of [COUNTRY] to the EU is too high	Freq.	Percent	Cum.
-99	26	1.93	1.93
[1]strongly agree	202	15.01	16.94
2	101	7.50	24.44
3	133	9.88	34.32
4	295	21.92	56.24
5	179	13.30	69.54
6	221	16.42	85.96
[7]strongly disagree	189	14.04	100.00
Total	1,346	100.00	

v032_1: On the whole, how satisfied are you with the way democracy works in [COUNTRY]?(32.1)

What about the working of democracy in your country and in the European Union?

On the whole, how satisfied are you with the way democracy works in [country]?

Very satisfied (1)
Fairly satisfied (2)
Not very satisfied (3)
Not at all satisfied (4)
No valid answer (-99)

Additional information:

Frequencies

On the whole, how satisfied are you with the way democracy works in [COUNTRY]?	Freq.	Percent	Cum.
-99	16	1.19	1.19
[1]very satisfied	131	9.73	10.92
[2]fairly satisfied	525	39.00	49.93
[3]not very satisfied	404	30.01	79.94
[4]not at all satisfied	270	20.06	100.00
Total	1,346	100.00	

v032_2: On the whole, how satisfied are you with the way democracy works in the EU?(32.2)

*What about the working of democracy in your country and in the
European Union?*

*All in all again, are you very satisfied, fairly satisfied,
not very satisfied or not at all satisfied with the way
democracy works in the European Union?*

<i>Very satisfied</i>	(1)
<i>Fairly satisfied</i>	(2)
<i>Not very satisfied</i>	(3)
<i>Not at all satisfied</i>	(4)
<i>No valid answer</i>	(-99)

Additional information:

Frequencies

On the whole, how satisfied are you with the way democracy works in the EU?	Freq.	Percent	Cum.
-99	18	1.34	1.34
[1]very satisfied	64	4.75	6.09
[2]fairly satisfied	510	37.89	43.98
[3]not very satisfied	434	32.24	76.23
[4]not at all satisfied	320	23.77	100.00
Total	1,346	100.00	

**v033_1: Importance of representation of: All people in Europe
(33.1)**

*How important is it to you to represent the following groups
of people in the European Parliament?*

All people in Europe

*Scale from 1 (of little importance) to 7 (of great importance).
No valid answer (-99)*

Additional information:

Frequencies

Importance of representation of: All people in Europe	Freq.	Percent	Cum.
-99	47	3.49	3.49
[1]of little importance	104	7.73	11.22
2	67	4.98	16.20
3	89	6.61	22.81
4	161	11.96	34.77
5	229	17.01	51.78
6	230	17.09	68.87
[7]of great importance	419	31.13	100.00
Total	1,346	100.00	

**v033_2: Importance of representation of: All people in
[COUNTRY] (33.2)**

*How important is it to you to represent the following groups
of people in the European Parliament?*

All people in [country]

*Scale from 1 (of little importance) to 7 (of great importance).
No valid answer (-99)*

Additional information:

Frequencies

Importance of representation of: All people in [COUNTRY]	Freq.	Percent	Cum.
-99	51	3.79	3.79
[1]of little importance	48	3.57	7.36
2	36	2.67	10.03
3	44	3.27	13.30
4	118	8.77	22.07
5	187	13.89	35.96
6	308	22.88	58.84
[7]of great importance	554	41.16	100.00
Total	1,346	100.00	

**v033_3: Importance of representation of: All the people who
voted for your party (33.3)**

*How important is it to you to represent the following groups
of people in the European Parliament?*

All the people who voted for your party

*Scale from 1 (of little importance) to 7 (of great importance).
No valid answer (-99)*

Additional information:

Frequencies

Importance of representation of: All the people who voted for your party	Freq.	Percent	Cum.
-99	53	3.94	3.94
[1]of little importance	40	2.97	6.91
2	23	1.71	8.62
3	29	2.15	10.77
4	81	6.02	16.79
5	171	12.70	29.49
6	325	24.15	53.64
[7]of great importance	624	46.36	100.00
Total	1,346	100.00	

v033_4: Importance of representation of: All the people in your region (33.4)

How important is it to you to represent the following groups of people in the European Parliament?

All the people in your region

*Scale from 1 (of little importance) to 7 (of great importance).
No valid answer (-99)*

Additional information:

Frequencies

Importance of representation of: All the people in your region	Freq.	Percent	Cum.
-99	57	4.23	4.23
[1]of little importance	56	4.16	8.40
2	50	3.71	12.11
3	50	3.71	15.82
4	135	10.03	25.85
5	174	12.93	38.78
6	289	21.47	60.25
[7]of great importance	535	39.75	100.00
Total	1,346	100.00	

v033_5: Importance of representation of: Your national party (33.5)

How important is it to you to represent the following groups of people in the European Parliament?

Your national party

*Scale from 1 (of little importance) to 7 (of great importance).
No valid answer (-99)*

Additional information:

Frequencies

Importance of representation of: Your national party	Freq.	Percent	Cum.
-99	69	5.13	5.13
[1]of little importance	44	3.27	8.40
2	25	1.86	10.25
3	42	3.12	13.37
4	111	8.25	21.62
5	199	14.78	36.40
6	346	25.71	62.11
[7]of great importance	510	37.89	100.00
Total	1,346	100.00	

v033_6: Importance of representation of: Your EP group (33.6)

*How important is it to you to represent the following groups
of people in the European Parliament?*

Your EP group

*Scale from 1 (of little importance) to 7 (of great importance).
No valid answer (-99)*

Additional information:

Frequencies

Importance of representation of: Your EP group	Freq.	Percent	Cum.
-99	97	7.21	7.21
[1]of little importance	53	3.94	11.14
2	38	2.82	13.97
3	50	3.71	17.68
4	121	8.99	26.67
5	250	18.57	45.25
6	356	26.45	71.69
[7]of great importance	381	28.31	100.00
Total	1,346	100.00	

v033_7: Importance of representation of: Women (33.7)

How important is it to you to represent the following groups of people in the European Parliament?

Women

*Scale from 1 (of little importance) to 7 (of great importance).
No valid answer (-99)*

Additional information:

Frequencies

Importance of representation of: Women	Freq.	Percent	Cum.
-99	99	7.36	7.36
[1]of little importance	99	7.36	14.71
2	34	2.53	17.24
3	39	2.90	20.13
4	238	17.68	37.82
5	145	10.77	48.59
6	245	18.20	66.79
[7]of great importance	447	33.21	100.00
Total	1,346	100.00	

v033_8: Importance of representation of: Elderly (33.8)

How important is it to you to represent the following groups of people in the European Parliament?

Elderly

*Scale from 1 (of little importance) to 7 (of great importance).
No valid answer (-99)*

Additional information:

Frequencies

Importance of representation of: Elderly	Freq.	Percent	Cum.
-99	97	7.21	7.21
[1]of little importance	91	6.76	13.97
2	42	3.12	17.09
3	68	5.05	22.14
4	248	18.42	40.56
5	205	15.23	55.79
6	222	16.49	72.29
[7]of great importance	373	27.71	100.00
Total	1,346	100.00	

v033_9: Importance of representation of: Workers (33.9)

How important is it to you to represent the following groups of people in the European Parliament?

Workers

*Scale from 1 (of little importance) to 7 (of great importance).
No valid answer (-99)*

Additional information:

Frequencies

Importance of representation of: Workers	Freq.	Percent	Cum.
-99	83	6.17	6.17
[1]of little importance	90	6.69	12.85
2	41	3.05	15.90
3	51	3.79	19.69
4	232	17.24	36.92
5	174	12.93	49.85
6	261	19.39	69.24
[7]of great importance	414	30.76	100.00
Total	1,346	100.00	

**v033_10: Importance of representation of: Younger generation
(33.10)**

*How important is it to you to represent the following groups
of people in the European Parliament?*

Younger generation

*Scale from 1 (of little importance) to 7 (of great importance).
No valid answer (-99)*

Additional information:

Frequencies

Importance of representation of: Younger generation?	Freq.	Percent	Cum.
-99	86	6.39	6.39
[1]of little importance	83	6.17	12.56
2	27	2.01	14.56
3	28	2.08	16.64
4	182	13.52	30.16
5	165	12.26	42.42
6	283	21.03	63.45
[7]of great importance	492	36.55	100.00
Total	1,346	100.00	

**v033_11: Importance of representation of: Socially
disadvantaged (33.11)**

*How important is it to you to represent the following groups
of people in the European Parliament?*

Socially disadvantaged

*Scale from 1 (of little importance) to 7 (of great importance).
No valid answer (-99)*

Additional information:

Frequencies

Importance of representation of: Socially disadvantaged?	Freq.	Percent	Cum.
-99	89	6.61	6.61
[1]of little importance	83	6.17	12.78
2	37	2.75	15.53
3	46	3.42	18.95
4	174	12.93	31.87
5	165	12.26	44.13
6	275	20.43	64.56
[7]of great importance	477	35.44	100.00
Total	1,346	100.00	

v033_12: Importance of representation of: Minorities (33.12)

How important is it to you to represent the following groups of people in the European Parliament?

Minorities

*Scale from 1 (of little importance) to 7 (of great importance).
No valid answer (-99)*

Additional information:

Frequencies

Importance of representation of: Minorities	Freq.	Percent	Cum.
-99	99	7.36	7.36
[1]of little importance	112	8.32	15.68
2	51	3.79	19.47
3	71	5.27	24.74
4	215	15.97	40.71
5	153	11.37	52.08
6	249	18.50	70.58
[7]of great importance	396	29.42	100.00
Total	1,346	100.00	

**v033_13: Importance of representation of: Others, which:
(33.13)**

How important is it to you to represent the following groups of people in the European Parliament?

Others, which:

Scale from 1 (of little importance) to 7 (of great importance).

Not applicable (-98)

No valid answer (-99)

Additional information:

The information on the additional group a respondent wants to represent can be found in v033_13a. The respondent was coded as 'not applicable' if neither a level of importance nor a specific additional group was specified. 'No valid answer' indicates that a respondent has specified an additional group but not a level of importance.

Frequencies

Importance of representation of: Others, which:	Freq.	Percent	Cum.
-99	21	1.56	1.56
-98	904	67.16	68.72
[1]of little importance	51	3.79	72.51
2	8	0.59	73.11
3	11	0.82	73.92
4	52	3.86	77.79
5	21	1.56	79.35
6	57	4.23	83.58
[7]of great importance	221	16.42	100.00
Total	1,346	100.00	

**v033_13a: Importance of representation of: Others, which:
(33.13a)**

How important is it to you to represent the following groups of people in the European Parliament?

Others, which:

Additional information:

If a respondent has named an additional group he or she wants to represent (v033_13), the information on the group can be found here. The respondent was coded as 'not specified' (999) if he or she has assigned a level of importance but no specific group

Frequencies

Following table shows the 5 most frequent categories, the other category, valid answers, unspecified and not applicable answers.

Importance of representation of: others, which:	Freq.	Percent	Cum.
[107] Labour Groups (references to trade unions, unemployed, employees)	25	1.86	1.86
[148] Everyone	24	1.78	3.64
[111] Handicapped	15	1.11	4.75
[115] Non-economic demographic groups	15	1.11	5.86
[114] Ethnic Minorities	14	1.04	6.9
[147] Any other topic	35	2.6	
[999] Not Specified	172	12.78	
Valid Answers	442	32.84	
[-98] Not applicable	904	67.16	

v034: How should an MEP vote if her voters have one opinion and her party a different? (34)

How should, in your opinion, a member of European Parliament vote if her/his voters have one opinion and his/her party takes a different position?

Should vote according to her/his party's opinion (1)
 Should vote according to her/his voters' opinion (2)
 No valid answer (-99)

Additional information:

Frequencies

How should an MEP vote if her voters have one opinion and her party a different?	Freq.	Percent	Cum.
-99	109	8.10	8.10
[1]according to party's opinion	568	42.20	50.30
[2]according to voters' opinion	669	49.70	100.00
Total	1,346	100.00	

v035: How should MEP vote if his opinion doesn't correspond with his voters' opinion? (35)

How should, in your opinion, a member of European Parliament vote if his/her own opinion does not correspond with the opinion of her/his voters?

Should vote according to her/his own opinion (1)
Should vote according to her/his voters' opinion (2)
No valid answer (-99)

Additional information:

Frequencies

How should MEP vote if his opinion doesn't correspond with his voters' opinion?	Freq.	Percent	Cum.
-99	69	5.13	5.13
[1]according to own opinion	792	58.84	63.97
[2]according to voters' opinion	485	36.03	100.00
Total	1,346	100.00	

v036: How should MEP vote if her opinion doesn't correspond with her party's position? (36)

How should, in your opinion, a member of European Parliament vote if her/his own opinion does not correspond with his/her party's position?

Should vote according to her/his own opinion (1)
Should vote according to her/his party's opinion (2)
No valid answer (-99)

Additional information:

Frequencies

How should MEP vote if her opinion doesn't correspond with her party's position?	Freq.	Percent	Cum.
-99	82	6.09	6.09
[1]according to own opinion	805	59.81	65.90
[2]according to party's opinion	459	34.10	100.00
Total	1,346	100.00	

v037: How should MEP vote if country's interests don't correspond with EPG's position?(37)

How should, in your opinion, a member of European Parliament vote if the country's interest does not correspond with the position of her/his European party group (EPG)?

Vote according to the interests of her/his country (1)
 Vote according to his/her EPG's position (2)
 No valid answer (-99)

Additional information:

Frequencies

How should MEP vote if country's interests don't correspond with EPG's position?	Freq.	Percent	Cum.
-99	89	6.61	6.61
[1]according to country's interest	821	61.00	67.61
[2]according to EPG's interest	436	32.39	100.00
Total	1,346	100.00	

v038_01: Encouraged to stand as EP candidate by a national party official? (38.1)

When you first became a candidate for the European Parliament, did any of the following encourage you to stand? Tick all boxes that apply.

A national party official

Yes (1)
 No (2)
 No valid answer (-99)

Additional information:

Frequencies

Encouraged to stand as EP candidate by a national party official?	Freq.	Percent	Cum.
-99	20	1.49	1.49
[1]yes	670	49.78	51.26
[2]no	656	48.74	100.00
Total	1,346	100.00	

**v038_02: Encouraged to stand as EP candidate by a regional /
local party official? (38.2)**

When you first became a candidate for the European Parliament, did any of the following encourage you to stand? Tick all boxes that apply.

A regional / local party official

Yes (1)
No (2)
No valid answer (-99)

Additional information:

Frequencies

Encouraged to stand as EP candidate by a regional/lo cal party official?	Freq.	Percent	Cum.
-99	20	1.49	1.49
[1]yes	647	48.07	49.55
[2]no	679	50.45	100.00
Total	1,346	100.00	

v038_03: Encouraged to stand as EP candidate by a sitting MEP?
(38.3)

When you first became a candidate for the European Parliament, did any of the following encourage you to stand? Tick all boxes that apply.

A sitting MEP

Yes (1)
 No (2)
 No valid answer (-99)

Additional information:

Frequencies

Encouraged to stand as EP candidate by a sitting MEP?	Freq.	Percent	Cum.
-99	20	1.49	1.49
[1]yes	217	16.12	17.61
[2]no	1,109	82.39	100.00
Total	1,346	100.00	

v038_04: Encouraged to stand as EP candidate by a retired MEP?
(38.4)

When you first became a candidate for the European Parliament, did any of the following encourage you to stand? Tick all boxes that apply.

A retired MEP

Yes (1)
 No (2)
 No valid answer (-99)

Additional information:

Frequencies

Encouraged to stand as EP candidate by a retired MEP?	Freq.	Percent	Cum.
-99	20	1.49	1.49
[1]yes	92	6.84	8.32
[2]no	1,234	91.68	100.00
Total	1,346	100.00	

v038_05: Encouraged to stand as EP candidate by other community leaders?(38.5)

When you first became a candidate for the European Parliament, did any of the following encourage you to stand? Tick all boxes that apply.

Other community leaders

Yes (1)

No (2)

No valid answer (-99)

Additional information:

Frequencies

Encouraged to stand as EP candidate by other community leaders?	Freq.	Percent	Cum.
-99	20	1.49	1.49
[1]yes	315	23.40	24.89
[2]no	1,011	75.11	100.00
Total	1,346	100.00	

v038_06: Encouraged to stand as EP candidate by a representative of an interest group? (38.6)

When you first became a candidate for the European Parliament, did any of the following encourage you to stand? Tick all boxes that apply.

A representative of an interest group

Yes (1)
 No (2)
 No valid answer (-99)

Additional information:

Frequencies

Encouraged to stand as EP candidate by a representative of an interest group?	Freq.	Percent	Cum.
-99	20	1.49	1.49
[1]yes	164	12.18	13.67
[2]no	1,162	86.33	100.00
Total	1,346	100.00	

v038_07: Encouraged to stand as EP candidate by spouse / partner? (38.7)

When you first became a candidate for the European Parliament, did any of the following encourage you to stand? Tick all boxes that apply.

My spouse / partner

Yes (1)
 No (2)
 No valid answer (-99)

Additional information:

Frequencies

Encouraged to stand as EP candidate by spouse / partner?	Freq.	Percent	Cum.
-99	20	1.49	1.49
[1]yes	372	27.64	29.12
[2]no	954	70.88	100.00
Total	1,346	100.00	

v038_08: Encouraged to stand as EP candidate by other family members? (38.8)

When you first became a candidate for the European Parliament, did any of the following encourage you to stand? Tick all boxes that apply.

Other members of my family

Yes (1)
 No (2)
 No valid answer (-99)

Additional information:

Frequencies

Encouraged to stand as EP candidate by other family members?	Freq.	Percent	Cum.
-99	20	1.49	1.49
[1]yes	325	24.15	25.63
[2]no	1,001	74.37	100.00
Total	1,346	100.00	

v038_09: Encouraged to stand as EP candidate by no one (38.9)

When you first became a candidate for the European Parliament, did any of the following encourage you to stand? Tick all boxes that apply.

No one encouraged me to stand

Yes (1)
No (2)
No valid answer (-99)

Additional information:

Frequencies

Encouraged to stand as EP candidate by no one?	Freq.	Percent	Cum.
-99	20	1.49	1.49
[1]yes	169	12.56	14.04
[2]no	1,157	85.96	100.00
Total	1,346	100.00	

v038_10: Encouraged to stand as EP candidate by someone else? (38.10)

When you first became a candidate for the European Parliament, did any of the following encourage you to stand? Tick all boxes that apply.

Other

Yes (1)
No (2)
No valid answer (-99)

Additional information:

Frequencies

Encouraged to stand as EP candidate by someone else?	Freq.	Percent	Cum.
-99	20	1.49	1.49
[1]yes	190	14.12	15.60
[2]no	1,136	84.40	100.00
Total	1,346	100.00	

v039: On which level were you nominated as an official candidate for the EP election? (39)

Were you nominated as an official candidate for the European Parliament election...

On the national level (1)
On the regional level (2)
On the local level (3)
No valid answer (-99)

Additional information:

Frequencies

On which level were you nominated as an official candidate for the EP election?	Freq.	Percent	Cum.
-99	94	6.98	6.98
[1]on the national level	732	54.38	61.37
[2]on the regional level	426	31.65	93.02
[3]on the local level	94	6.98	100.00
Total	1,346	100.00	

**v040: Who officially nominated you to run for the EP elections?
(40)**

On this level, who officially nominated you to run in the European Parliament elections?

<i>The executive board of your party</i>	(1)
<i>Appointed party members</i>	(2)
<i>Elected party members (delegates)</i>	(3)
<i>All party members</i>	(4)
<i>Voters</i>	(5)
<i>No valid answer</i>	(-99)

Additional information:

Frequencies

Who officially nominated you to run for the EP elections?	Freq.	Percent	Cum.
-99	96	7.13	7.13
[1]party's executive board	574	42.64	49.78
[2]appointed party members	168	12.48	62.26
[3]elected party members	266	19.76	82.02
[4]all party members	213	15.82	97.85
[5]voters	29	2.15	100.00

v041: Have there been alternatives for nomination (e.g. in your constituency)? (41)

Have there been alternatives for nomination (in your constituency or on your place on the party list)?

<i>I was the only candidate proposed</i>	(1)
<i>I was one of two possible candidates</i>	(2)
<i>There were three or more possible candidates</i>	(3)
<i>No valid answer</i>	(-99)

Additional information:

Frequencies

Have there been alternatives for nomination (e.g. in your constituency)?	Freq.	Percent	Cum.
-99	79	5.87	5.87
[1]only candidate	395	29.35	35.22
[2]one of two	160	11.89	47.10
[3]one of three or more	712	52.90	100.00
Total	1,346	100.00	

v042: What was necessary to become official nominee? (42)

To become the official nominee, was it necessary ...

<i>...to get at least 50% of votes</i>	(1)
<i>...to get more votes than any other candidate</i>	(2)
<i>...to get a certain share of votes, or</i>	(3)
<i>...was there no vote?</i>	(4)
<i>No valid answer</i>	(-99)

Additional information:

Frequencies

What was necessary to become official nominee?	Freq.	Percent	Cum.
-99	104	7.73	7.73
[1]absolute majority	319	23.70	31.43
[2]relative majority	266	19.76	51.19
[3]certain share of votes	232	17.24	68.42
[4]there was no vote	425	31.58	100.00
Total	1,346	100.00	

v043_1: Importance for EP candidate selection: European Parliamentarians of your party (43.1)

In your party, how important are the following groups in the selection of candidates for the European Parliament? Tick one box per line.

European Parliamentarians of your party

*Scale from 1 (not at all important) to 5 (very important)
No valid answer (-99)*

Additional information:

Frequencies

Importance for EP candidate selection: European Parliamentarians of your party	Freq.	Percent	Cum.
-99	152	11.29	11.29
[1]not at all important	385	28.60	39.90
2	182	13.52	53.42
3	204	15.16	68.57
4	195	14.49	83.06
[5]very important	228	16.94	100.00
Total	1,346	100.00	

v043_2: Importance for EP candidate selection: National party officials (43.2)

In your party, how important are the following groups in the selection of candidates for the European Parliament? Tick one box per line.

National party officials

Scale from 1 (not at all important) to 5 (very important)

No valid answer (-99)

Additional information:

Frequencies

Importance for EP candidate selection: National party officials	Freq.	Percent	Cum.
-99	95	7.06	7.06
[1]not at all important	130	9.66	16.72
2	97	7.21	23.92
3	192	14.26	38.19
4	314	23.33	61.52
[5]very important	518	38.48	100.00
Total	1,346	100.00	

v043_3: Importance for EP candidate selection: Regional / local party officials (43.3)

In your party, how important are the following groups in the selection of candidates for the European Parliament? Tick one box per line.

Regional / local party officials

*Scale from 1 (not at all important) to 5 (very important)
No valid answer (-99)*

Additional information:

Frequencies

Importance for EP candidate selection: Regional / local party officials	Freq.	Percent	Cum.
-99	105	7.80	7.80
[1]not at all important	120	8.92	16.72
2	127	9.44	26.15
3	267	19.84	45.99
4	394	29.27	75.26
[5]very important	333	24.74	100.00
Total	1,346	100.00	

v043_4: Importance for EP candidate selection: Individual party members (43.4)

In your party, how important are the following groups in the selection of candidates for the European Parliament? Tick one box per line.

Individual party members

*Scale from 1 (not at all important) to 5 (very important)
No valid answer (-99)*

Additional information:

Frequencies

Importance for EP candidate selection: Individual party members	Freq.	Percent	Cum.
-99	116	8.62	8.62
[1]not at all important	149	11.07	19.69
2	204	15.16	34.84
3	285	21.17	56.02
4	263	19.54	75.56
[5]very important	329	24.44	100.00
Total	1,346	100.00	

v043_5: Importance for EP candidate selection: Non-party members (43.5)

In your party, how important are the following groups in the selection of candidates for the European Parliament? Tick one box per line.

Non-party members

*Scale from 1 (not at all important) to 5 (very important)
No valid answer (-99)*

Additional information:

Frequencies

Importance for EP candidate selection: Non-party members	Freq.	Percent	Cum.
-99	156	11.59	11.59
[1]not at all important	663	49.26	60.85
2	238	17.68	78.53
3	153	11.37	89.90
4	71	5.27	95.17
[5]very important	65	4.83	100.00
Total	1,346	100.00	

v043_6: Importance for EP candidate selection: Minority organizations (43.6)

In your party, how important are the following groups in the selection of candidates for the European Parliament? Tick one box per line.

Minority organizations

*Scale from 1 (not at all important) to 5 (very important)
No valid answer (-99)*

Additional information:

Frequencies

Importance for EP candidate selection: Minority organizations	Freq.	Percent	Cum.
-99	160	11.89	11.89
[1]not at all important	664	49.33	61.22
2	225	16.72	77.93
3	170	12.63	90.56
4	84	6.24	96.81
[5]very important	43	3.19	100.00
Total	1,346	100.00	

v043_7: Importance for EP candidate selection: Interest groups (43.7)

In your party, how important are the following groups in the selection of candidates for the European Parliament? Tick one box per line.

Interest groups

*Scale from 1 (not at all important) to 5 (very important)
No valid answer (-99)*

Additional information:

Frequencies

Importance for EP candidate selection: Interest groups	Freq.	Percent	Cum.
-99	151	11.22	11.22
[1]not at all important	651	48.37	59.58
2	211	15.68	75.26
3	199	14.78	90.04
4	83	6.17	96.21
[5]very important	51	3.79	100.00
Total	1,346	100.00	

v044: Who should make the final decision on the nomination of candidates to the EP (44)

In your view, who should make the final decision on the nomination of candidates to the European Parliament?

<i>National party leaders</i>	(1)
<i>Local/regional party leaders</i>	(2)
<i>Elected delegates</i>	(3)
<i>Party members</i>	(4)
<i>No valid answer</i>	(-99)

Additional information:

Frequencies

Who should make the final decision on the nomination of candidates to the EP?	Freq.	Percent	Cum.
-99	98	7.28	7.28
[1]national party leaders	272	20.21	27.49
[2]regional/local party leaders	96	7.13	34.62
[3]elected party members	312	23.18	57.80
[4]all party members	428	31.80	89.60
[5]voters	140	10.40	100.00
Total	1,346	100.00	

v045_1: Are you / have you ever been a member of a local representative body? (45.1)

Can you tell us about your political experience? Are you now or have you ever been a member of any of the following bodies?

Local representative body

Yes, at the moment (1)
 Yes, in the past (2)
 No, never (3)
 No valid answer (-99)

Additional information:

Frequencies

Are you / have you ever been a member of a local representative body?	Freq.	Percent	Cum.
-99	78	5.79	5.79
[1]yes, at the moment	387	28.75	34.55
[2]yes, in the past	257	19.09	53.64
[3]no, never	624	46.36	100.00
Total	1,346	100.00	

v045_2: Are you / have you ever been a member of a regional representative body? (45.2)

Can you tell us about your political experience? Are you now or have you ever been a member of any of the following bodies?

Regional representative body

Yes, at the moment (1)
 Yes, in the past (2)
 No, never (3)
 Not applicable (-98)
 No valid answer (-99)

Additional information:

In Cyprus, Estonia, Greece, Luxemburg, Malta, and Slovenia, this question was not asked. Therefore, those respondents were coded as 'not applicable.'

Frequencies

Are you / have you ever been a member of a regional representative body?	Freq.	Percent	Cum.
-99	125	9.29	9.29
-98	95	7.06	16.34
[1]yes, at the moment	157	11.66	28.01
[2]yes, in the past	103	7.65	35.66
[3]no, never	866	64.34	100.00
Total	1,346	100.00	

**v045_3: Are you / have you ever been a member of a national
representative body? (45.3)**

*Can you tell us about your political experience? Are you now
or have you ever been a member of any of the following bodies?*

National representative body

Yes, at the moment (1)
Yes, in the past (2)
No, never (3)
No valid answer (-99)

Additional information:

Frequencies

Are you / have you ever been a member of a national representative body?	Freq.	Percent	Cum.
-99	154	11.44	11.44
[1]yes, at the moment	109	8.10	19.54
[2]yes, in the past	117	8.69	28.23
[3]no, never	966	71.77	100.00
Total	1,346	100.00	

v045_4: Are you / have you ever been a member of the EP? (45.4)

Can you tell us about your political experience? Are you now or have you ever been a member of any of the following bodies?

Member of the European Parliament

Yes, at the moment (1)
Yes, in the past (2)
No, never (3)
No valid answer (-99)

Additional information:

Frequencies

Are you / have you ever been a member of the EP?	Freq.	Percent	Cum.
-99	179	13.30	13.30
[1]yes, at the moment	50	3.71	17.01
[2]yes, in the past	29	2.15	19.17
[3]no, never	1,088	80.83	100.00
Total	1,346	100.00	

v045_5: Are you / have you ever been a member of local government? (45.5)

Can you tell us about your political experience? Are you now or have you ever been a member of any of the following bodies?

Member of local government

Yes, at the moment (1)
Yes, in the past (2)
No, never (3)
Not applicable (-98)
No valid answer (-99)

Additional information:

In Denmark, this question was not asked. Therefore, those respondents were coded as 'not applicable.'

Frequencies

Are you / have you ever been a member of local government?	Freq.	Percent	Cum.
-99	121	8.99	8.99
-98	24	1.78	10.77
[1]yes, at the moment	153	11.37	22.14
[2]yes, in the past	180	13.37	35.51
[3]no, never	868	64.49	100.00
Total	1,346	100.00	

v045_6: Are you / have you ever been a member of regional government? (45.6)

Can you tell us about your political experience? Are you now or have you ever been a member of any of the following bodies?

Member of regional government

<i>Yes, at the moment</i>	(1)
<i>Yes, in the past</i>	(2)
<i>No, never</i>	(3)
<i>Not applicable</i>	(-98)
<i>No valid answer</i>	(-99)

Additional information:

In Cyprus, Estonia, Greece, Luxemburg, Malta, and Slovenia, this question was not asked. Therefore, those respondents were coded as 'not applicable.'

Frequencies

Are you / have you ever been a member of regional government?	Freq.	Percent	Cum.
-99	154	11.44	11.44
-98	119	8.84	20.28
[1]yes, at the moment	46	3.42	23.70
[2]yes, in the past	52	3.86	27.56
[3]no, never	975	72.44	100.00
Total	1,346	100.00	

v045_7: Are you / have you ever been a member of national government? (45.7)

Can you tell us about your political experience? Are you now or have you ever been a member of any of the following bodies?

Member of national government

Yes, at the moment (1)
Yes, in the past (2)
No, never (3)
No valid answer (-99)

Additional information:

Frequencies

<i>Are you / have you ever been a member of national government?</i>	<i>Freq.</i>	<i>Percent</i>	<i>Cum.</i>
-99	176	13.08	13.08
[1]yes, at the moment	7	0.52	13.60
[2]yes, in the past	41	3.05	16.64
[3]no, never	1,122	83.36	100.00
Total	1,346	100.00	

v045_c: Index of Political Experience (45_c)

Can you tell us about your political experience? Are you now or have you ever been a member of any of the following bodies?

Yes, at the moment
Yes, in the past
No, never

<i>Local representative body</i>
<i>Regional representative body</i>
<i>National representative body</i>
<i>Member of the European Parliament</i>
<i>Member of local government</i>
<i>Member of regional government</i>
<i>Member of national government</i>

Additional information:

For each of the variables v045_1 to v045_7 each respondent was recoded to '1' (if he or she is or was a member) or '0' (if he or she was never a member). V045_c is measured as the proportion of memberships in relation to the total number of items - if a respondent is or was a member in four representative bodies or government, a value of ~.57 was assigned.

Please, note that not all items were used in each country (see above).

Frequencies

<i>Index of Political Experience</i>	<i>Freq.</i>	<i>Percent</i>	<i>Cum.</i>
-99	25	1.86	1.86
0	515	38.26	40.12
.1428571	279	20.73	60.85
.2	25	1.86	62.70
.2857143	234	17.38	80.09
.4	26	1.93	82.02
.4285714	128	9.51	91.53
.5714286	79	5.87	97.40
.6	10	0.74	98.14
.7142857	16	1.19	99.33
.8	2	0.15	99.48
.8571429	3	0.22	99.70
1	4	0.30	100.00
Total	1,346	100.00	

v046_1: Are you / were you a member / held office in a local / regional party organization? (46.1)

Are you a member or do you hold or did you ever hold office in any of the following organizations?

Local / regional party organization

- I am a member* (1)
- I am a member and hold an office* (2)
- I am / have been member and have held an office* (3)
- I am not a member* (4)
- No valid answer* (-99)

Additional information:

Frequencies

Are you / were you a member / held office in a local / regional party organization	Freq.	Percent	Cum.
-99	106	7.88	7.88
[1]member	352	26.15	34.03
[2]member and holds office	537	39.90	73.92
[3]is/was member and held office	166	12.33	86.26
[4]no member	185	13.74	100.00
Total	1,346	100.00	

v046_2: Are you / were you a member / held office in a national party organization? (46.2)

Are you a member or do you hold or did you ever hold office in any of the following organizations?

National party organization

<i>I am a member</i>	(1)
<i>I am a member and hold an office</i>	(2)
<i>I am / have been member and have held an office</i>	(3)
<i>I am not a member</i>	(4)
<i>No valid answer</i>	(-99)

Additional information:

Frequencies

Are you / were you a member / held office in a national party organization?	Freq.	Percent	Cum.
-99	129	9.58	9.58
[1]member	484	35.96	45.54
[2]member and holds office	328	24.37	69.91
[3]is/was member and held office	148	11.00	80.91
[4]no member	257	19.09	100.00
Total	1,346	100.00	

**v046_3: Are you / have you ever been a 'lobbyist' in Brussels?
(46.3)**

Are you a member or do you hold or did you ever hold office in any of the following organizations?

As a 'lobbyist' in Brussels

I am a member (1)
I am a member and hold an office (2)
I am / have been member and have held an office (3)
I am not a member (4)
No valid answer (-99)

Additional information:

Frequencies

Are you / have you ever been a 'lobbyist' in Brussels?	Freq.	Percent	Cum.
-99	216	16.05	16.05
[1]member	26	1.93	17.98
[2]member and holds office	11	0.82	18.80
[3]is/was member and held office	37	2.75	21.55
[4]no member	1,056	78.45	100.00
Total	1,346	100.00	

**v046_4: Are you / were you a member / held office in a
professional association? (46.4)**

Are you a member or do you hold or did you ever hold office in any of the following organizations?

A professional association

I am a member (1)
I am a member and hold an office (2)
I am / have been member and have held an office (3)
I am not a member (4)
No valid answer (-99)

Additional information:

Frequencies

Are you / were you a member / held office in a professional association?	Freq.	Percent	Cum.
-99	160	11.89	11.89
[1]member	272	20.21	32.10
[2]member and holds office	76	5.65	37.74
[3]is/was member and held office	112	8.32	46.06
[4]no member	726	53.94	100.00
Total	1,346	100.00	

v046_5: Are you / were you a member / held office in a trade union? (46.5)

Are you a member or do you hold or did you ever hold office in any of the following organizations?

A trade union

<i>I am a member</i>	(1)
<i>I am a member and hold an office</i>	(2)
<i>I am / have been member and have held an office</i>	(3)
<i>I am not a member</i>	(4)
<i>No valid answer</i>	(-99)

Additional information:

Frequencies

Are you / were you a member / held office in a trade union?	Freq.	Percent	Cum.
-99	170	12.63	12.63
[1]member	260	19.32	31.95
[2]member and holds office	63	4.68	36.63
[3]is/was member and held office	119	8.84	45.47
[4]no member	734	54.53	100.00
Total	1,346	100.00	

v046_6: Are you / were you a member / held office in a business organization? (46.6)

Are you a member or do you hold or did you ever hold office in any of the following organizations?

A business organization

I am a member (1)
 I am a member and hold an office (2)
 I am / have been member and have held an office (3)
 I am not a member (4)
 No valid answer (-99)

Additional information:

Frequencies

Are you / were you a member / held office in a business organization?	Freq.	Percent	Cum.
-99	189	14.04	14.04
[1]member	111	8.25	22.29
[2]member and holds office	39	2.90	25.19
[3]is/was member and held office	59	4.38	29.57
[4]no member	948	70.43	100.00
Total	1,346	100.00	

v046_7: Are you / were you a member / held office in a women's organization? (46.7)

Are you a member or do you hold or did you ever hold office in any of the following organizations?

A women's organization

I am a member (1)
 I am a member and hold an office (2)
 I am / have been member and have held an office (3)
 I am not a member (4)
 No valid answer (-99)

Additional information:

Frequencies

Are you / were you a member / held office in a women's organization?	Freq.	Percent	Cum.
-99	184	13.67	13.67
[1]member	122	9.06	22.73
[2]member and holds office	48	3.57	26.30
[3]is/was member and held office	38	2.82	29.12
[4]no member	954	70.88	100.00
Total	1,346	100.00	

**v046_8: Are you / were you a member / held office in an
environmental group? (46.8)**

*Are you a member or do you hold or did you ever hold office in
any of the following organizations?*

An environmental group

<i>I am a member</i>	(1)
<i>I am a member and hold an office</i>	(2)
<i>I am / have been member and have held an office</i>	(3)
<i>I am not a member</i>	(4)
<i>No valid answer</i>	(-99)

Additional information:

Frequencies

Are you / were you a member / held office in an environmental group?	Freq.	Percent	Cum.
-99	181	13.45	13.45
[1]member	210	15.60	29.05
[2]member and holds office	44	3.27	32.32
[3]is/was member and held office	53	3.94	36.26
[4]no member	858	63.74	100.00
Total	1,346	100.00	

v046_9: Are you / were you a member / held office in a religious organization? (46.9)

Are you a member or do you hold or did you ever hold office in any of the following organizations?

A religious organization

<i>I am a member</i>	(1)
<i>I am a member and hold an office</i>	(2)
<i>I am / have been member and have held an office</i>	(3)
<i>I am not a member</i>	(4)
<i>No valid answer</i>	(-99)

Additional information:

Frequencies

Are you / were you a member / held office in a religious organization?	Freq.	Percent	Cum.
-99	186	13.82	13.82
[1]member	194	14.41	28.23
[2]member and holds office	46	3.42	31.65
[3]is/was member and held office	40	2.97	34.62
[4]no member	880	65.38	100.00
Total	1,346	100.00	

v046_c: Membership/office: 'lobbyist' in Brussels, profess. association, business orga. (46_c)

Additional information:

This variable is a combination of v046_3, v046_4 and v046_6. Ranging from the highest category [1] to the lowest category [4], each respondent was placed in the highest category he / she reached in any of the 3 original variables.

Frequencies

Membership/office: 'lobbyist' in Brussels, profess. association, business orga.	Freq.	Percent	Cum.
-99	132	9.81	9.81
[1]member	111	8.25	18.05
[2]member and holds office	167	12.41	30.46
[3]is/was member and held office	291	21.62	52.08
[4]no member	645	47.92	100.00
Total	1,346	100.00	

**v047_01: 10 years from now I'd like to be a member of the EP
(47.1)**

*What would you like to be ten years from now on? Please tick
as many boxes as appropriate.*

A member of the European Parliament

Yes (1)
No (2)
No valid answer (-99)

Additional information:

Frequencies

10 years from now I'd like to be a member of the EP	Freq.	Percent	Cum.
-99	23	1.71	1.71
[1]yes	590	43.83	45.54
[2]no	733	54.46	100.00
Total	1,346	100.00	

v047_02: 10 years from now I'd like to be chair of my party group in the EP (47.2)

What would you like to be ten years from now on? Please tick as many boxes as appropriate.

Chair of your party group in the EP

Yes (1)
 No (2)
 No valid answer (-99)

Additional information:

Frequencies

10 years from now I'd like to be chair of my party group in the EP	Freq.	Percent	Cum.
-99	23	1.71	1.71
[1]yes	82	6.09	7.80
[2]no	1,241	92.20	100.00
Total	1,346	100.00	

v047_03: 10 years from now I'd like to be chair of an EP committee (47.3)

What would you like to be ten years from now on? Please tick as many boxes as appropriate.

Chair of an EP committee

Yes (1)
 No (2)
 No valid answer (-99)

Additional information:

Frequencies

10 years from now I'd like to be chair of an EP committee	Freq.	Percent	Cum.
-99	23	1.71	1.71
[1]yes	160	11.89	13.60
[2]no	1,163	86.40	100.00
Total	1,346	100.00	

v047_04: 10 years from now I'd like to be leader of a European organization (47.4)

What would you like to be ten years from now on? Please tick as many boxes as appropriate.

Leader of a European organization

Yes	(1)
No	(2)
No valid answer	(-99)

Additional information:

Frequencies

10 years from now I'd like to be leader of a European organizatio n	Freq.	Percent	Cum.
-99	23	1.71	1.71
[1]yes	141	10.48	12.18
[2]no	1,182	87.82	100.00
Total	1,346	100.00	

v047_05: 10 years from now I'd like to be a member of the European Commission (47.5)

What would you like to be ten years from now on? Please tick as many boxes as appropriate.

A member of the European Commission

Yes (1)
 No (2)
 No valid answer (-99)

Additional information:

Frequencies

10 years from now I'd like to be a member of the European Commission	Freq.	Percent	Cum.
-99	23	1.71	1.71
[1]yes	119	8.84	10.55
[2]no	1,204	89.45	100.00
Total	1,346	100.00	

v047_06: 10 years from now I'd like to be a member of my national parliament (47.6)

What would you like to be ten years from now on? Please tick as many boxes as appropriate.

A member of your national parliament

Yes (1)
 No (2)
 No valid answer (-99)

Additional information:

Frequencies

10 years from now I'd like to be a member of my

national parliament	Freq.	Percent	Cum.
-99	23	1.71	1.71
[1]yes	500	37.15	38.86
[2]no	823	61.14	100.00
Total	1,346	100.00	

**v047_07: 10 years from now I'd like to be chair of a
parliamentary group in my nat. parl.(47.7)**

*What would you like to be ten years from now on? Please tick
as many boxes as appropriate.*

Chair of a parliamentary group in your national parliament

Yes (1)
No (2)
No valid answer (-99)

Additional information:

Frequencies

10 years from now I'd like to be chair of a parl. group in my nat. parl.	Freq.	Percent	Cum.
-99	23	1.71	1.71
[1]yes	109	8.10	9.81
[2]no	1,214	90.19	100.00
Total	1,346	100.00	

**v047_08: 10 years from now I'd like to be chair of a committee
in my nat. parl.(47.8)**

*What would you like to be ten years from now on? Please tick
as many boxes as appropriate.*

Chair of a committee in your national parliament

Yes (1)
No (2)
No valid answer (-99)

Additional information:

Frequencies

10 years from now I'd like to be chair of a committee in my nat. parl.	Freq.	Percent	Cum.
-99	23	1.71	1.71
[1]yes	154	11.44	13.15
[2]no	1,169	86.85	100.00
Total	1,346	100.00	

**v047_09: 10 years from now I'd like to be leader of a national
organization (47.9)**

*What would you like to be ten years from now on? Please tick
as many boxes as appropriate.*

Leader of a national organization

Yes (1)
No (2)
No valid answer (-99)

Additional information:

Frequencies

10 years from now I'd like to be leader of a national organization	Freq.	Percent	Cum.
-99	23	1.71	1.71
[1]yes	156	11.59	13.30
[2]no	1,167	86.70	100.00
Total	1,346	100.00	

v047_10: 10 years from now I'd like to be a member of my national government (47.10)

What would you like to be ten years from now on? Please tick as many boxes as appropriate.

A member of your national government

Yes (1)
 No (2)
 No valid answer (-99)

Additional information:

Frequencies

10 years from now I'd like to be a member of my national government	Freq.	Percent	Cum.
-99	23	1.71	1.71
[1]yes	295	21.92	23.63
[2]no	1,028	76.37	100.00
Total	1,346	100.00	

**v047_11: 10 years from now I'd want to withdraw from politics
(47.11)**

What would you like to be ten years from now on? Please tick as many boxes as appropriate.

Want to withdraw from politics

Yes (1)
No (2)
No valid answer (-99)

Additional information:

Frequencies

10 years from now I'd want to withdraw from politics	Freq.	Percent	Cum.
-99	23	1.71	1.71
[1]yes	239	17.76	19.47
[2]no	1,084	80.53	100.00
Total	1,346	100.00	

**v047_12: (Belgium) 10 years from now I'd want to be a member
of a regional parliament**

What would you like to be ten years from now on? Please tick as many boxes as appropriate.

A member of your regional parliament

Yes (1)
No (2)
Not applicable (-98)
No valid answer (-99)

Additional information:

This question was only asked in Belgium. All other respondents were coded as 'not applicable.'

Frequencies

(Belgium) 10 years from now I'd want to be member of a regional parliament	Freq.	Percent	Cum.
-99	2	0.15	0.15
-98	1,289	95.77	95.91
1	10	0.74	96.66
2	45	3.34	100.00
Total	1,346	100.00	

v047_13: (Belgium) 10 years from now I'd want to be a member of a regional executive

What would you like to be ten years from now on? Please tick as many boxes as appropriate.

A member of a regional executive

Yes	(1)
No	(2)
Not applicable	(-98)
No valid answer	(-99)

Additional information:

This question was only asked in Belgium. All other respondents were coded as 'not applicable.'

Frequencies

(Belgium) 10 years from now I'd want to be member of a regional executive	Freq.	Percent	Cum.
-99	2	0.15	0.15
-98	1,289	95.77	95.91
1	12	0.89	96.81
2	43	3.19	100.00
Total	1,346	100.00	

v048: Are you male or female? (48)

Are you ...

Male (1)
Female (2)
No valid answer (-99)

Additional information:

Frequencies

Are you male or female?	Freq.	Percent	Cum.
-99	28	2.08	2.08
[1]male	875	65.01	67.09
[2]female	443	32.91	100.00
Total	1,346	100.00	

v048_c: Are you male or female (recoded)

Are you ...

Male (1)
Female (2)
No valid answer (-99)

Additional information:

Gender was set to missing in countries with a lower number of candidates to ensure anonymity.

Frequencies

Are you male or female? (recoded)	Freq.	Percent	Cum.
-99	55	4.09	4.09
[1]male	852	63.30	67.38
[2]female	439	32.62	100.00
Total	1,346	100.00	

v049: In what year were you born? (49)

In what year were you born?

19_____

No valid answer (-99)

Additional information:

Summary statistics

Variable	Obs	Mean	Std. Dev.	Min	Max
v049	1309	1961.401	13.02217	1919	1991

No valid answer: 37 (2.75%)

v049_c: [categorical] In what year were you born? (49_c)

In what year were you born?

19_____

No valid answer (-99)

Additional information:

Age of respondents coded into 6 categories (< 25 years old, 25-34 years old, 35-44 years old, 45-54 years old, 55-64 years old, >64 years old)

Summary statistics

[categorical] In what year were you born?	Freq.	Percent	Cum.
-99	37	2.75	2.75
[1]<25 years old	49	3.64	6.39
[2]25-34 years old	206	15.30	21.69
[3]35-44 years old	256	19.02	40.71
[4]45-54 years old	360	26.75	67.46
[5]55-64 years old	325	24.15	91.60
[6]>64 years old	113	8.40	100.00
Total	1,346	100.00	

v050: I was born in [COUNTRY]? (50)

In which country were you born?

In [country] (1)
 Other, please specify: (2)
 No valid answer (-99)

Additional information:

Frequencies

I was born in [COUNTRY]	Freq.	Percent	Cum.
-99	32	2.38	2.38
[1][COUNTRY]	1,208	89.75	92.12
[2]other	106	7.88	100.00
Total	1,346	100.00	

v050a: Born in which country? (50a)

In which country were you born?

Additional information:

The code for the country of birth was also inserted for respondents born in country (v050=1). 'Not specified' means in this context, that a respondent was not born in [country] (according to v050) but gave no information on country of birth. Only officially recognized countries were accepted. Sub-territories were coded as the respective country.

Frequencies

Following table shows the 5 most frequent categories, the other category, valid answers and not specified answers for all respondents not born in [country].

Born in which Country?	Freq.	Percent	Cum.
[1276]Germany	10	10,31	10,31
[1250]France	4	4,12	14,43
[1356]India	4	4,12	18,55
[1246]Finland	3	3,09	21,64
[1372]Ireland	3	3,09	24,73
[999] Not specified	8	8,25	
[9999] Other	3	3,09	
Valid Answers	97	100,00	

v051: Citizenship = [COUNTRY]? (51)

What is your citizenship?

[Nationality] (1)
 Other, please specify: (2)
 No valid answer (-99)

Additional information:

Frequencies

Citizenship = [COUNTRY]?	Freq.	Percent	Cum.
-99	31	2.30	2.30
[1][NATIONALITY]	1,274	94.65	96.95
[2]other	41	3.05	100.00
Total	1,346	100.00	

v051a: Citizenship (51a)

Additional information:

The code for citizenship was also inserted for respondents living in the country they are citizen of (v051=1). 'Not specified' means in this context, that a respondent did not have [NATIONALITY] (according to v051) but gave no information on his nationality. Only officially recognized citizenships were accepted. Sub-territories were coded as the respective country.

Frequencies

Following table shows the 5 most frequent categories, the other category, valid answers and not specified answers for all respondents not being [NATIONALITY].

Citizenship	Freq.	Percent	Cum.
[1250]France	5	12,2	12,20
[1276]Germany	5	12,2	24,40
[1380]Italy	5	12,2	36,60
[1372]Ireland	3	7,32	43,92
[1040]Austria	2	4,88	48,80
[999] Not specified	4	9,76	
[9999] Other	1	2,44	
Valid Answers	41	100,00	

v052: Citizenship at birth = [COUNTRY](52)

What was your citizenship at birth?

[Nationality] (1)
Other, please specify: (2)
No valid answer (-99)

Additional information:

Frequencies

Citizenship at birth = [COUNTRY]?	Freq.	Percent	Cum.
-99	37	2.75	2.75
[1][NATIONALITY]	1,210	89.90	92.64
[2]other	99	7.36	100.00
Total	1,346	100.00	

v052a: Citizenship at birth (52a)

Additional information:

The code for citizenship at birth was also inserted for respondents that were born as [NATIONALITY] (v051=1). 'Not specified' means in this context, that a respondent did not have [NATIONALITY] at birth (according to v051) but gave no information on his nationality at birth. Only officially recognized citizenships were accepted. Sub-territories were coded as the respective country.

Frequencies

Following table shows the 5 most frequent categories, the other category, valid answers and not specified answers for all respondents not being [NATIONALITY] at birth.

Citizenship at birth	Freq.	Percent	Cum.
[1276]Germany	7	7,07	7,07
[1643]Russian Federation	6	6,06	13,13
[1250]France	5	5,05	18,18
[1380]Italy	4	4,04	22,22
[1203]Czech Republic	3	3,03	25,25
[999] Not specified	14	14,14	
[9999] Other	4	4,04	
Valid Answers	99	100,00	

v053_1: Mother born in [COUNTRY] (53.1)

In which country were your parents born?

Mother in [Country] (1)
Other, please specify: (2)
No valid answer (-99)

Additional information:

Frequencies

Mother born in [COUNTRY]?	Freq.	Percent	Cum.
-99	37	2.75	2.75
[1][COUNTRY]	1,132	84.10	86.85
[2]other	177	13.15	100.00
Total	1,346	100.00	

v053_1a Mother born in?

Additional information:

The code for 'Mother born in?' was also inserted for respondent's whose mothers were born in [COUNTRY] (v053_1=1). 'Not specified' means in this context, that a respondent's mother was not born in [COUNTRY] (according to v053_1=1) but no information on her country of birth was given. Only officially recognized countries were accepted. Sub-territories were coded as the respective country.

Frequencies

Following table shows the 5 most frequent categories, the other category, valid answers and not specified answers for all respondents whose mothers were not born in [COUNTRY].

Mother born in?	Freq.	Percent	Cum.
[1276]Germany	12	6,78	6,78
[1372]Ireland	7	3,95	10,73
[1348]Hungary	6	3,39	14,12
[1380]Italy	6	3,39	17,51
[1643]Russian Federation	6	3,39	20,90
[999] Not specified	38	21,47	
[9999] Other	7	3,95	
Valid Answers	177	100,00	

v053_2: Father born in [COUNTRY]? (53.2)

In which country were your parents born?

Father in [Country] (1)
 Other, please specify: (2)
 No valid answer (-99)

Additional information:

Frequencies

Father born in [COUNTRY]?	Freq.	Percent	Cum.
-99	41	3.05	3.05
[1][COUNTRY]	1,130	83.95	87.00
[2]other	175	13.00	100.00
Total	1,346	100.00	

v053_2a Father born in?

Additional information:

The code for 'Father born in?' was also inserted for respondent's whose fathers were born in [COUNTRY] (v053_2=1). 'Not specified' means in this context, that a respondent's father was not born in [COUNTRY] (according to v053_2=1) but no information on his country of birth was given. Only officially recognized countries were accepted. Sub-territories were coded as the respective country.

Frequencies

Following table shows the 5 most frequent categories, the other category, valid answers and not specified answers for all respondents whose father was not born in [COUNTRY]?

Father born in?	Freq.	Percent	Cum.
[1276]Germany	9	5,14	5,14
[1372]Ireland	8	4,57	9,71
[1246]Finland	7	4	13,71
[1380]Italy	7	4,00	17,71
[1616]Poland	6	3,43	21,14
[999] Not specified	41	23,43	
[9999] Other	7	4,00	
Valid Answers	175	100,00	

v054: Do you see yourself as [NATIONALITY], belonging to another group or both? (54)

Many people in this country consider themselves to be [NATIONALITY] while others don't. How about you? Do you consider yourself [NATIONALITY], or do you feel you belong to another group? Or do you perhaps see yourself as [NATIONALITY] as well as belonging to this other group?

I see myself as just [NATIONALITY] (1)
I belong to another group, namely... (2)
I'm[NATIONALITY], but also belong to another group, namely... (3)
No valid answer (-99)

Additional information:

Frequencies

Do you see yourself as [NATIONALITY], belonging to another group or both?	Freq.	Percent	Cum.
-99	64	4.75	4.75
[1]just [NATIONALITY]	867	64.41	69.17
[2]other	92	6.84	76.00
[3][NATIONALITY] and other	323	24.00	100.00
Total	1,346	100.00	

v054a: (Additionally,) I belong to another group, namely

Many people in this country consider themselves to be [NATIONALITY] while others don't. How about you? Do you consider yourself [NATIONALITY], or do you feel you belong to another group? Or do you perhaps see yourself as [NATIONALITY] as well as belonging to this other group?

Additional information:

Frequencies

Following table shows the 5 most frequent categories, the valid answers and missings for all respondents belonging to another group.

(Additionally,) I belong to another group, namely	Freq.	Percent	Cum.
[91]European	129	9,58	9,58
[67]English	55	4,09	13,67
[75]Flemish	16	1,19	14,86
[65]German	13	0,97	15,83
[68]Scottish	13	0,97	16,80
Valid Answers	464	34,47	
-99	882	65,53	

v055: What is your current marital status? (55)

What is your current marital status?

<i>Married</i>	(1)
<i>Unmarried, living with partner</i>	(2)
<i>Widowed</i>	(3)
<i>Divorced</i>	(4)
<i>Separated</i>	(5)
<i>Single</i>	(6)
<i>No valid answer</i>	(-99)

Additional information:

Frequencies

What is your current marital status?	Freq.	Percent	Cum.
-99	43	3.19	3.19
[1]married	776	57.65	60.85
[2]unmarried, living with partner	196	14.56	75.41
[3]widowed	23	1.71	77.12
[4]divorced	80	5.94	83.06
[5]separated	29	2.15	85.22
[6]single	199	14.78	100.00
Total	1,346	100.00	

v056_1: Education (ISCED) (56.1)

What is the highest level of education you have completed in your education?

Left school without qualification (0)

...

[Country specific categories]

...

No valid answer (-99)

Additional information:

The country-specific categories were recoded in to a comparable scale. Detailed information on the coding can be found in the appendix. Please, note that for Denmark and Germany, two items were used to capture educational achievement.

Frequencies

Education (ISCED)	Freq.	Percent	Cum.
[0]Pre-primary or no education	11	0.82	0.82
[10]Primary	2	0.15	0.97
[20]Lower secondary (no additional information)	1	0.07	1.04
[21]Lower secondary (leads to level 3 and ultimately to tertiary education)	16	1.19	2.23
[22]Lower secondary (leads to level 3)	5	0.37	2.60
[23]Lower secondary (direct access to labour market)	1	0.07	2.67
[30]Upper secondary (no additional information)	3	0.22	2.89
[31] Upper secondary (direct access to 5A)	110	8.17	11.06
[32]Upper secondary (direct access to 5B)	20	1.49	12.55
[33]Upper secondary (not designed to lead to tertiary education)	27	2.01	14.56
[40]Post secondary non-tertiary (no additional information)	1	0.07	14.63
[41]Post secondary non-tertiary (leads to level 5)	19	1.41	16.04
[42]Post secondary non-tertiary (direct access to labour market or 5B)	8	0.59	16.63
[43]Post secondary non-tertiary (direct access to labour market)	1	0.07	16.70
[51]First stage of tertiary (academic degree)	775	57.58	74.28
[52]First stage of tertiary (tertiary vocational program)	89	6.61	80.89
[60]Second stage of tertiary (i.e. doctorate)	204	15.16	96.05
-99	53	3.94	99.99

v056_2: 1st education question (non-comparable) (56.2)

What is the highest level of education you have completed in your education?

Left school without qualification (0)

...

[Country specific categories]

...

No valid answer (-99)

Additional information:

Frequencies

v056_3: 2nd education question (Denmark and Germany) (56.3)

What is the highest level of vocational education you have completed in your education?

NO vocational training (0)
 ...
[Country specific categories]
 ...
No valid answer (-99)

Additional information:

To capture the complex educational system in Denmark and Germany, two items were used to measure educational achievements.

Frequencies

v056_c: [categorical] Education (ISCED) (56_c)

What is the highest level of education you have completed in your education?

Left school without qualification (0)
[Country specific categories]
No valid answer (-99)

Additional information:

ISCED categories reduced to 3 categories (0-29 = low education, 30-43 = medium education, >43 = high education)

Frequencies

[categorical] Education (ISCED)	Freq.	Percent	Cum.
-99	53	3.94	3.94
[1]low education	36	2.67	6.61
[2]medium education	189	14.04	20.65
[3]high education	1,068	79.35	100.00
Total	1,346	100.00	

v057: What is your work situation? (before election if holding full-time mandate) (57)

What is your current work situation? If you hold a full-time political mandate, please note your occupation immediately before being elected.

Are you:

<i>self-employed</i>	(1)
<i>employed</i>	(2)
<i>in school/still in education</i>	(3)
<i>working in the household</i>	(4)
<i>military service</i>	(5)
<i>retired</i>	(6)
<i>unemployed</i>	(7)
<i>other</i>	(8)
<i>No valid answer</i>	(-99)

Additional information:

Frequencies

What is your work situation? (before election if holding full-time mandate)	Freq.	Percent	Cum.
-99	67	4.98	4.98
[1]self-employed	293	21.77	26.75
[2]employed	674	50.07	76.82
[3]still in education	66	4.90	81.72
[4]working in the household	13	0.97	82.69
[5]military service	6	0.45	83.14
[6]retired	96	7.13	90.27
[7]unemployed	33	2.45	92.72
[8]other	98	7.28	100.00
Total	1,346	100.00	

v057_c: [categorical] What is your work situation? (57_c)

What is your current work situation? If you hold a full-time political mandate, please note your occupation immediately before being elected.

Are you:

<i>self-employed</i>	(1)
<i>employed</i>	(2)
<i>in school/still in education</i>	(3)
<i>working in the household</i>	(4)
<i>military service</i>	(5)
<i>retired</i>	(6)
<i>unemployed</i>	(7)
<i>other</i>	(8)
<i>No valid answer</i>	(-99)

Additional information:

The answers 'in school/still in education', 'working in the household', 'military service' and 'other' are combined to the category 'other'. The answers 'retired' and 'unemployed' are combined to the category 'retired / unemployed'.

Frequencies

[categorical] What is your work situation?	Freq.	Percent	Cum.
-99	67	4.98	4.98
[1]self-employed	293	21.77	26.75
[2]employed	674	50.07	76.82
[3]retired / unemployed	129	9.58	86.40
[4]other	183	13.60	100.00
Total	1,346	100.00	

v058: What sector are / were you working in? (58)

Are/were you working in ...

<i>agriculture</i>	(1)
<i>state industry</i>	(2)
<i>private industry</i>	(3)
<i>public services</i>	(4)
<i>private services</i>	(5)
<i>other</i>	(6)
<i>inappropriate</i>	(7)
<i>No valid answer</i>	(-99)

Additional information:

Frequencies

What sector are / were you working in...	Freq.	Percent	Cum.
-99	108	8.02	8.02
[1]agriculture	31	2.30	10.33
[2]state industry	34	2.53	12.85
[3]private industry	195	14.49	27.34
[4]public services	443	32.91	60.25
[5]private services	262	19.47	79.72
[6]inappropriate	170	12.63	92.35
[7]other	103	7.65	100.00
Total	1,346	100.00	

v059: What is your current job (last job if unemployed, retired, etc.)? (59)

*Please pick one box for your current job
(if retired/unemployed/work in household/full-time political
mandate, please, pick one box for your last job)*

- Still in education* (1)
- I have never had a job* (2)
- Professional and technical (for example: doctor, teacher,
engineer, artist, accountant)* (3)
- Higher administrative (for example: banker, executive in big
business, high government official, union official* (4)
- Clerical (for example: secretary, clerk, office manager, civil
servant, bookkeeper)* (5)
- Sales (for example: sales manager, shop owner, shop assistant,
insurance agent, buyer)* (6)
- Service (for example: restaurant owner, police officer,
waitress, barber, caretaker, nurse)* (7)
- Skilled worker (for example: foreman, motor mechanic, printer,
seamstress, tool and diemaker, electrician)* (8)
- Semi-skilled worker (for example: bricklayer, bus driver,
cannery worker, carpenter, sheet metal worker, baker)* (9)
- Unskilled worker (for example: labourer, porter, unskilled
factory worker, cleaner)* (10)
- Farm worker (for example: farm labourer, tractor driver)*(11)
- Farm proprietor, farm manager* (12)
- No valid answer* (-99)

Additional information:

Frequencies

What is your current job (last job if unemployed, retired, etc.)?	Freq.	Percent	Cum.
-99	106	7.88	7.88
[1]still in education	65	4.83	12.70
[2]i have never had a job	3	0.22	12.93
[3]professional and technical	552	41.01	53.94
[4]higher administrative	304	22.59	76.52
[5]clerical	139	10.33	86.85
[6]sales	51	3.79	90.64
[7]service	52	3.86	94.50
[8]skilled worker	35	2.60	97.10
[9]semi-skilled worker	11	0.82	97.92
[10]unskilled worker	9	0.67	98.59
[12]farm proprietor, farm manager	19	1.41	100.00
Total	1,346	100.00	

v060: What social class do you belong to? (60)

If you were asked to choose one of these five names for your social class, which would you say you belong to?

<i>Working class</i>	(1)
<i>Lower middle class</i>	(2)
<i>Middle class</i>	(3)
<i>Upper middle class</i>	(4)
<i>Upper class</i>	(5)
<i>No valid answer</i>	(-99)

Additional information:

Frequencies

What social class do you belong to?	Freq.	Percent	Cum.
-99	52	3.86	3.86
[1]working class	97	7.21	11.07
[2]lower middle class	94	6.98	18.05
[3]middle class	631	46.88	64.93
[4]upper middle class	407	30.24	95.17
[5]upper class	65	4.83	100.00
Total	1,346	100.00	

v061: In what area do you live in? (61)

Would you say you live in a ...

rural area or village (1)
 small or middle-sized town (2)
 suburb of large town or city (3)
 large town or city (4)
 No valid answer (-99)

Additional information:

Frequencies

In what area do you live in?	Freq.	Percent	Cum.
-99	36	2.67	2.67
[1]rural area or village	283	21.03	23.70
[2]small or middle-sized town	413	30.68	54.38
[3]suburbs of large town or city	169	12.56	66.94
[4]large town or city	445	33.06	100.00
Total	1,346	100.00	

v062: How long have you been living in your current residential community? (62)

How long have you been living in your current residential community?

_____ years

No valid answer (-99)

Additional information:

Summary statistics

Variable	Obs	Mean	Std. Dev.	Min	Max
v062	1281	20.74844	16.04595	0	97

No valid answer: 65 (4.83%)

v062_c: [categorical] How long have you been living in your residential community? (62_c)

How long have you been living in your current residential community?

_____ years

No valid answer (-99)

Additional information:

The numeric answers have been coded into 6 categories (5 years or less, 6-10 years, 11-15 years, 16-20 years, 21-25 years, more than 25 years)

Frequencies

[categorical] How long have you been living in your residential community?	Freq.	Percent	Cum.
-99	65	4.83	4.83
[1]5 years or less	257	19.09	23.92
[2]6-10 years	209	15.53	39.45
[3]11-15 years	133	9.88	49.33
[4]16-20 years	146	10.85	60.18
[5]21-25 years	107	7.95	68.13
[6]more than 25 years	429	31.87	100.00
Total	1,346	100.00	

v063: Do you belong to a religion or religious denomination? If yes, which one? (63)

Do you belong to a religion or religious denomination? If yes, which one?

- No, do not belong to a denomination* (1)
- Roman Catholic* (2)
- Protestant* (3)
- Orthodox (Russian/Greek/etc.)* (4)
- Jewish* (5)
- Muslim* (6)
- Hindu* (7)
- Buddhist* (8)
- Other* (9)
- No valid answer* (-99)

Additional information:

Frequencies

Do you belong to a religion or religious denomination? If yes, which one?	Freq.	Percent	Cum.
-99	51	3.79	3.79
[1]no denomination	508	37.74	41.53
[2]roman catholic	353	26.23	67.76
[3]protestant	295	21.92	89.67
[4]orthodox	61	4.53	94.21
[5]jewish	2	0.15	94.35
[6]muslim	13	0.97	95.32
[7]hindu	2	0.15	95.47
[8]buddhist	6	0.45	95.91
[9]other	55	4.09	100.00
Total	1,346	100.00	

v064: Apart from special occasions, how often do you attend religious service? (64)

Apart from special occasions such as weddings and funerals, about how often do you attend religious services nowadays?

<i>Several times a week</i>	(1)
<i>Once a week</i>	(2)
<i>At least once a month</i>	(3)
<i>A few times a year</i>	(4)
<i>Once a year or less</i>	(5)
<i>Never</i>	(6)
<i>No valid answer</i>	(-99)

Additional information:

Frequencies

Apart from special occasions, how often do you attend religious service?	Freq.	Percent	Cum.
-99	50	3.71	3.71
[1]several times a week	35	2.60	6.32
[2]once a week	134	9.96	16.27
[3]at least once a month	125	9.29	25.56
[4]a few times a year	353	26.23	51.78
[5]once a year or less	204	15.16	66.94
[6]never	445	33.06	100.00
Total	1,346	100.00	

v065: How religious would you say you are? (65)

Regardless of whether you belong to a particular religion, how religious would you say you are?

*Scale from 0 (not at all religious) to 10 (very religious)
No valid answer (-99)*

Additional information:

Frequencies

How religious would you say you are?	Freq.	Percent	Cum.
-99	44	3.27	3.27
[0]not at all religious	328	24.37	27.64
1	114	8.47	36.11
2	100	7.43	43.54
3	72	5.35	48.89
4	52	3.86	52.75
5	116	8.62	61.37
6	102	7.58	68.95
7	159	11.81	80.76
8	139	10.33	91.08
9	56	4.16	95.25
[10]very religious	64	4.75	100.00
Total	1,346	100.00	

v066: At about what level is your family's standard of living? (66)

Taking everything into account, at about what level is your family's standard of living? If you think of a scale from 1 to 7, where 1 means a poor family, 7 a rich family, and the other numbers are for the positions in between, about where would you place your family?

*Scale from 0 (poor family) to 7 (rich family)
No valid answer (-99)*

Additional information:

Frequencies

At about what level is your family's standard of living?	Freq.	Percent	Cum.
-99	41	3.05	3.05
[1]poor family	8	0.59	3.64
2	42	3.12	6.76
3	139	10.33	17.09
4	403	29.94	47.03
5	524	38.93	85.96
6	167	12.41	98.37
[7]rich family	22	1.63	100.00
Total	1,346	100.00	

x022_01: (Postal) Level of decision making: Agriculture and fisheries (22.1)

To what extent should each of the following policy areas be decided at the national level and to what extent at the European level? Please rate each area on the scale.

Agriculture and fisheries

Scale from 0 (exclusively at the national level) to 10 (exclusively at the European level)

Not applicable (-98)

No valid answer (-99)

Additional information:

All respondents answering via internet are coded as 'not applicable'.

Frequencies

(Postal) Level of decision making: Agriculture and fisheries	Freq.	Percent	Cum.
-99	23	1.71	1.71
-98	564	41.90	43.61
[0]exclusively at the national level	118	8.77	52.38
1	30	2.23	54.61
2	32	2.38	56.98
- 3	41	3.05	60.03
4	34	2.53	62.56
5	140	10.40	72.96
6	58	4.31	77.27
7	108	8.02	85.29
8	99	7.36	92.64
9	40	2.97	95.62
[10]exclusively at the European level	59	4.38	100.00
Total	1,346	100.00	

x022_01i: (Internet) Level of decision making: Agriculture and fisheries (22.1i)

To what extent should each of the following policy areas be decided at the national level and to what extent at the European level? Please rate each area on the scale.

Agriculture and fisheries

Scale from 1 (exclusively at the national level) to 10 (exclusively at the European level)

Not applicable (-98)

No valid answer (-99)

Additional information:

All respondents answering via mail are coded as 'not applicable'.

Frequencies

(Internet) Level of decision making: Agriculture and fisheries	Freq.	Percent	Cum.
-99	11	0.82	0.82
-98	782	58.10	58.92
[1]exclusively at the national level	61	4.53	63.45
2	25	1.86	65.30
3	45	3.34	68.65
4	39	2.90	71.55
5	92	6.84	78.38
6	64	4.75	83.14
7	75	5.57	88.71
8	89	6.61	95.32
9	30	2.23	97.55
[10]exclusively at the European level	33	2.45	100.00
Total	1,346	100.00	

x022_02: (Postal) Level of decision making: Unemployment policies (22.2)

To what extent should each of the following policy areas be decided at the national level and to what extent at the European level? Please rate each area on the scale.

Unemployment policies

Scale from 0 (exclusively at the national level) to 10 (exclusively at the European level)

Not applicable (-98)

No valid answer (-99)

Additional information:

All respondents answering via internet are coded as 'not applicable'.

Frequencies

(Postal) Level of decision making: Unemployment policies	Freq.	Percent	Cum.
-99	20	1.49	1.49
-98	564	41.90	43.39
[0]exclusively at the national level	136	10.10	53.49
1	47	3.49	56.98
2	79	5.87	62.85
3	79	5.87	68.72
4	51	3.79	72.51
5	159	11.81	84.32
6	66	4.90	89.23
7	52	3.86	93.09
8	47	3.49	96.58
9	17	1.26	97.85
[10]exclusively at the European level	29	2.15	100.00
Total	1,346	100.00	

x022_02i: (Internet) Level of decision making: Unemployment Policies (22.2i)

To what extent should each of the following policy areas be decided at the national level and to what extent at the European level? Please rate each area on the scale.

Unemployment policies

Scale from 1 (exclusively at the national level) to 10 (exclusively at the European level)

Not applicable (-98)

No valid answer (-99)

Additional information:

All respondents answering via mail are coded as 'not applicable'.

Frequencies

(Internet) Level of decision making: Unemployment policies	Freq.	Percent	Cum.
-99	12	0.89	0.89
-98	782	58.10	58.99
[1]exclusively at the national level	96	7.13	66.12
2	63	4.68	70.80
3	62	4.61	75.41
4	58	4.31	79.72
5	98	7.28	87.00
6	56	4.16	91.16
7	48	3.57	94.73
8	46	3.42	98.14
9	8	0.59	98.74
[10]exclusively at the European level	17	1.26	100.00
Total	1,346	100.00	

**x022_03: (Postal) Level of decision making: Economic policy
(22.3)**

To what extent should each of the following policy areas be decided at the national level and to what extent at the European level? Please rate each area on the scale.

Economic policy

Scale from 0 (exclusively at the national level) to 10 (exclusively at the European level)

Not applicable (-98)

No valid answer (-99)

Additional information:

All respondents answering via internet are coded as 'not applicable'.

Frequencies

(Postal) Level of decision making: Economic policy	Freq.	Percent	Cum.
-99	19	1.41	1.41
-98	564	41.90	43.31
[0]exclusively at the national level	112	8.32	51.63
1	43	3.19	54.83
2	58	4.31	59.14
3	45	3.34	62.48
4	63	4.68	67.16
5	170	12.63	79.79
6	64	4.75	84.55
7	87	6.46	91.01
8	65	4.83	95.84
9	25	1.86	97.70
[10]exclusively at the European level	31	2.30	100.00
Total	1,346	100.00	

**x022_03i: (Internet) Level of decision making: Economic policy
(22.3i)**

To what extent should each of the following policy areas be decided at the national level and to what extent at the European level? Please rate each area on the scale.

Economic policy

Scale from 1 (exclusively at the national level) to 10 (exclusively at the European level)

Not applicable (-98)

No valid answer (-99)

Additional information:

All respondents answering via mail are coded as 'not applicable'.

Frequencies

(Internet) Level of decision making: Economic policy	Freq.	Percent	Cum.
-99	15	1.11	1.11
-98	782	58.10	59.21
[1]exclusively at the national level	64	4.75	63.97
2	36	2.67	66.64
3	38	2.82	69.47
4	58	4.31	73.77
5	107	7.95	81.72
6	70	5.20	86.92
7	73	5.42	92.35
8	58	4.31	96.66
9	25	1.86	98.51
[10]exclusively at the European level	20	1.49	100.00
Total	1,346	100.00	

**x022_04: (Postal) Level of decision making: Fighting Crime
(22.4)**

To what extent should each of the following policy areas be decided at the national level and to what extent at the European level? Please rate each area on the scale.

Fighting Crime

Scale from 0 (exclusively at the national level) to 10 (exclusively at the European level)

Not applicable (-98)

No valid answer (-99)

Additional information:

All respondents answering via internet are coded as 'not applicable'.

Frequencies

(Postal) Level of decision making: Fighting Crime	Freq.	Percent	Cum.
-99	23	1.71	1.71
-98	564	41.90	43.61
[0]exclusively at the national level	95	7.06	50.67
1	27	2.01	52.67
2	45	3.34	56.02
3	48	3.57	59.58
4	42	3.12	62.70
5	168	12.48	75.19
6	59	4.38	79.57
7	70	5.20	84.77
8	97	7.21	91.98
9	44	3.27	95.25
[10]exclusively at the European level	64	4.75	100.00
Total	1,346	100.00	

x022_04i: (Internet) Level of decision making: Fighting Crime (22.4i)

To what extent should each of the following policy areas be decided at the national level and to what extent at the European level? Please rate each area on the scale.

Fighting Crime

Scale from 1 (exclusively at the national level) to 10 (exclusively at the European level)

Not applicable (-98)

No valid answer (-99)

Additional information:

All respondents answering via mail are coded as 'not applicable'.

Frequencies

(Internet) Level of decision making: Fighting Crime	Freq.	Percent	Cum.
-99	11	0.82	0.82
-98	782	58.10	58.92
[1]exclusively at the national level	50	3.71	62.63
2	26	1.93	64.56
3	49	3.64	68.20
4	53	3.94	72.14
5	105	7.80	79.94
6	64	4.75	84.70
7	78	5.79	90.49
8	59	4.38	94.87
9	36	2.67	97.55
[10]exclusively at the European level	33	2.45	100.00
Total	1,346	100.00	

x022_05: (Postal) Level of decision making: Regional development (22.5)

To what extent should each of the following policy areas be decided at the national level and to what extent at the European level? Please rate each area on the scale.

Regional development

Scale from 0 (exclusively at the national level) to 10 (exclusively at the European level)

Not applicable (-98)

No valid answer (-99)

Additional information:

All respondents answering via internet are coded as 'not applicable'.

Frequencies

(Postal) Level of decision making: Regional development	Freq.	Percent	Cum.
-99	23	1.71	1.71
-98	564	41.90	43.61
[0]exclusively at the national level	158	11.74	55.35
1	67	4.98	60.33
2	77	5.72	66.05
3	74	5.50	71.55
4	52	3.86	75.41
5	138	10.25	85.66
6	54	4.01	89.67
7	64	4.75	94.43
8	45	3.34	97.77
9	15	1.11	98.89
[10]exclusively at the European level	15	1.11	100.00
Total	1,346	100.00	

x022_05i: (Internet) Level of decision making: Regional development (22.5i)

To what extent should each of the following policy areas be decided at the national level and to what extent at the European level? Please rate each area on the scale.

Regional development

Scale from 1 (exclusively at the national level) to 10 (exclusively at the European level)

Not applicable (-98)

No valid answer (-99)

Additional information:

All respondents answering via mail are coded as 'not applicable'.

Frequencies

(Internet) Level of decision making: Regional development	Freq.	Percent	Cum.
-99	12	0.89	0.89
-98	782	58.10	58.99
[1]exclusively at the national level	82	6.09	65.08
2	54	4.01	69.09
3	74	5.50	74.59
4	52	3.86	78.45
5	103	7.65	86.11
6	66	4.90	91.01
7	47	3.49	94.50
8	39	2.90	97.40
9	17	1.26	98.66
[10]exclusively at the European level	18	1.34	100.00
Total	1,346	100.00	

x022_06: (Postal) Level of decision making: Security and defence (22.6)

To what extent should each of the following policy areas be decided at the national level and to what extent at the European level? Please rate each area on the scale.

Security and defence

Scale from 0 (exclusively at the national level) to 10 (exclusively at the European level)

Not applicable (-98)

No valid answer (-99)

Additional information:

All respondents answering via internet are coded as 'not applicable'.

Frequencies

(Postal) Level of decision making: Security and defence	Freq.	Percent	Cum.
-99	19	1.41	1.41
-98	564	41.90	43.31
[0]exclusively at the national level	129	9.58	52.90
1	55	4.09	56.98
2	40	2.97	59.96
3	36	2.67	62.63
4	30	2.23	64.86
5	128	9.51	74.37
6	47	3.49	77.86
7	62	4.61	82.47
8	89	6.61	89.08
9	52	3.86	92.94
[10]exclusively at the European level	95	7.06	100.00
Total	1,346	100.00	

x022_06i: (Internet) Level of decision making: Security and defence (22.6i)

To what extent should each of the following policy areas be decided at the national level and to what extent at the European level? Please rate each area on the scale.

Security and defence

Scale from 1 (exclusively at the national level) to 10 (exclusively at the European level)

Not applicable (-98)

No valid answer (-99)

Additional information:

All respondents answering via mail are coded as 'not applicable'.

Frequencies

(Internet) Level of decision making: Security and defence	Freq.	Percent	Cum.
-99	13	0.97	0.97
-98	782	58.10	59.06
[1]exclusively at the national level	67	4.98	64.04
2	34	2.53	66.57
3	37	2.75	69.32
4	32	2.38	71.69
5	75	5.57	77.27
6	51	3.79	81.05
7	48	3.57	84.62
8	81	6.02	90.64
9	61	4.53	95.17
[10]exclusively at the European level	65	4.83	100.00
Total	1,346	100.00	

x022_07: (Postal) Level of decision making: Protection of the environment (22.7)

To what extent should each of the following policy areas be decided at the national level and to what extent at the European level? Please rate each area on the scale.

Protection of the environment

Scale from 0 (exclusively at the national level) to 10 (exclusively at the European level)

Not applicable (-98)

No valid answer (-99)

Additional information:

All respondents answering via internet are coded as 'not applicable'.

Frequencies

(Postal) Level of decision making: Protection of the environment	Freq.	Percent	Cum.
-99	22	1.63	1.63
-98	564	41.90	43.54
[0]exclusively at the national level	71	5.27	48.81
1	19	1.41	50.22
2	10	0.74	50.97
3	11	0.82	51.78
4	12	0.89	52.67
5	129	9.58	62.26
6	39	2.90	65.16
7	88	6.54	71.69
8	140	10.40	82.10
9	106	7.88	89.97
[10]exclusively at the European level	135	10.03	100.00
Total	1,346	100.00	

x022_07i: (Internet) Level of decision making: Protection of the environment (22.7i)

To what extent should each of the following policy areas be decided at the national level and to what extent at the European level? Please rate each area on the scale.

Protection of the environment

Scale from 1 (exclusively at the national level) to 10 (exclusively at the European level)

Not applicable (-98)

No valid answer (-99)

Additional information:

All respondents answering via mail are coded as 'not applicable'.

Frequencies

(Internet) Level of decision making: Protection of the environment	Freq.	Percent	Cum.
-99	9	0.67	0.67
-98	782	58.10	58.77
[1]exclusively at the national level	24	1.78	60.55
2	5	0.37	60.92
3	12	0.89	61.81
4	16	1.19	63.00
5	67	4.98	67.98
6	45	3.34	71.32
7	69	5.13	76.45
8	120	8.92	85.36
9	102	7.58	92.94
[10]exclusively at the European level	95	7.06	100.00
Total	1,346	100.00	

**x022_08: (Postal) Level of decision making: Monetary policy
(22.8)**

To what extent should each of the following policy areas be decided at the national level and to what extent at the European level? Please rate each area on the scale.

Monetary policy

Scale from 0 (exclusively at the national level) to 10 (exclusively at the European level)

Not applicable (-98)

No valid answer (-99)

Additional information:

All respondents answering via internet are coded as 'not applicable'.

Frequencies

(Postal) Level of decision making: Monetary policy	Freq.	Percent	Cum.
-99	21	1.56	1.56
-98	564	41.90	43.46
[0]exclusively at the national level	120	8.92	52.38
1	28	2.08	54.46
2	18	1.34	55.79
3	29	2.15	57.95
4	17	1.26	59.21
5	111	8.25	67.46
6	41	3.05	70.51
7	58	4.31	74.81
8	90	6.69	81.50
9	87	6.46	87.96
[10]exclusively at the European level	162	12.04	100.00
Total	1,346	100.00	

**x022_08i: (Internet) Level of decision making: Monetary policy
(22.8i)**

To what extent should each of the following policy areas be decided at the national level and to what extent at the European level? Please rate each area on the scale.

Monetary policy

Scale from 1 (exclusively at the national level) to 10 (exclusively at the European level)

Not applicable (-98)

No valid answer (-99)

Additional information:

All respondents answering via mail are coded as 'not applicable'.

Frequencies

(Internet) Level of decision making: Monetary policy	Freq.	Percent	Cum.
-99	19	1.41	1.41
-98	782	58.10	59.51
[1]exclusively at the national level	71	5.27	64.78
2	18	1.34	66.12
3	19	1.41	67.53
4	28	2.08	69.61
5	61	4.53	74.15
6	43	3.19	77.34
7	35	2.60	79.94
8	75	5.57	85.51
9	73	5.42	90.94
[10]exclusively at the European level	122	9.06	100.00
Total	1,346	100.00	

x022_09: (Postal) Level of decision making: Health (22.9)

To what extent should each of the following policy areas be decided at the national level and to what extent at the European level? Please rate each area on the scale.

Health

Scale from 0 (exclusively at the national level) to 10 (exclusively at the European level)

Not applicable (-98)

No valid answer (-99)

Additional information:

All respondents answering via internet are coded as 'not applicable'.

Frequencies

(Postal) Level of decision making: Health	Freq.	Percent	Cum.
-99	21	1.56	1.56
-98	564	41.90	43.46
[0]exclusively at the national level	161	11.96	55.42
1	72	5.35	60.77
2	92	6.84	67.61
3	75	5.57	73.18
4	51	3.79	76.97
5	141	10.48	87.44
6	44	3.27	90.71
7	42	3.12	93.83
8	32	2.38	96.21
9	18	1.34	97.55
[10]exclusively at the European level	33	2.45	100.00
Total	1,346	100.00	

x022_09i: (Internet) Level of decision making: Health (22.9i)

To what extent should each of the following policy areas be decided at the national level and to what extent at the European level? Please rate each area on the scale.

Health

Scale from 1 (exclusively at the national level) to 10 (exclusively at the European level)

Not applicable (-98)

No valid answer (-99)

Additional information:

All respondents answering via mail are coded as 'not applicable'.

Frequencies

(Internet) Level of decision making: Health	Freq.	Percent	Cum.
-99	13	0.97	0.97
-98	782	58.10	59.06
[1]exclusively at the national level	90	6.69	65.75
2	59	4.38	70.13
3	74	5.50	75.63
4	45	3.34	78.97
5	100	7.43	86.40
6	46	3.42	89.82
7	56	4.16	93.98
8	34	2.53	96.51
9	20	1.49	97.99
[10]exclusively at the European level	27	2.01	100.00
Total	1,346	100.00	

**x022_10: (Postal) Level of decision making: Social policy
(22.10)**

To what extent should each of the following policy areas be decided at the national level and to what extent at the European level? Please rate each area on the scale.

Social policy

Scale from 0 (exclusively at the national level) to 10 (exclusively at the European level)

Not applicable (-98)

No valid answer (-99)

Additional information:

All respondents answering via internet are coded as 'not applicable'.

Frequencies

(Postal) Level of decision making: Social policy	Freq.	Percent	Cum.
-99	21	1.56	1.56
-98	564	41.90	43.46
[0]exclusively at the national level	169	12.56	56.02
1	75	5.57	61.59
2	86	6.39	67.98
3	86	6.39	74.37
4	46	3.42	77.79
5	124	9.21	87.00
6	39	2.90	89.90
7	54	4.01	93.91
8	45	3.34	97.25
9	13	0.97	98.22
[10]exclusively at the European level	24	1.78	100.00
Total	1,346	100.00	

**x022_10i: (Internet) Level of decision making: Social policy
(22.10i)**

To what extent should each of the following policy areas be decided at the national level and to what extent at the European level? Please rate each area on the scale.

Social policy

Scale from 1 (exclusively at the national level) to 10 (exclusively at the European level)

Not applicable (-98)

No valid answer (-99)

Additional information:

All respondents answering via mail are coded as 'not applicable'.

Frequencies

(Internet) Level of decision making: Social policy	Freq.	Percent	Cum.
-99	17	1.26	1.26
-98	782	58.10	59.36
[1]exclusively at the national level	102	7.58	66.94
2	65	4.83	71.77
3	67	4.98	76.75
4	48	3.57	80.31
5	92	6.84	87.15
6	50	3.71	90.86
7	43	3.19	94.06
8	41	3.05	97.10
9	15	1.11	98.22
[10]exclusively at the European level	24	1.78	100.00
Total	1,346	100.00	

x022_11: (Postal) Level of decision making: Education (22.11)

To what extent should each of the following policy areas be decided at the national level and to what extent at the European level? Please rate each area on the scale.

Education

Scale from 0 (exclusively at the national level) to 10 (exclusively at the European level)

Not applicable (-98)

No valid answer (-99)

Additional information:

All respondents answering via internet are coded as 'not applicable'.

Frequencies

(Postal) Level of decision making: Education	Freq.	Percent	Cum.
-99	22	1.63	1.63
-98	564	41.90	43.54
[0]exclusively at the national level	192	14.26	57.80
1	91	6.76	64.56
2	104	7.73	72.29
3	85	6.32	78.60
4	43	3.19	81.80
5	120	8.92	90.71
6	35	2.60	93.31
7	36	2.67	95.99
8	24	1.78	97.77
9	10	0.74	98.51
[10]exclusively at the European level	20	1.49	100.00
Total	1,346	100.00	

**x022_11i: (Internet) Level of decision making: Education
(22.11i)**

To what extent should each of the following policy areas be decided at the national level and to what extent at the European level? Please rate each area on the scale.

Education

Scale from 1 (exclusively at the national level) to 10 (exclusively at the European level)

Not applicable (-98)

No valid answer (-99)

Additional information:

All respondents answering via mail are coded as 'not applicable'.

Frequencies

(Internet) Level of decision making: Education	Freq.	Percent	Cum.
-99	12	0.89	0.89
-98	782	58.10	58.99
[1]exclusively at the national level	101	7.50	66.49
2	76	5.65	72.14
3	63	4.68	76.82
4	69	5.13	81.95
5	88	6.54	88.48
6	47	3.49	91.98
7	32	2.38	94.35
8	37	2.75	97.10
9	17	1.26	98.37
[10]exclusively at the European level	22	1.63	100.00
Total	1,346	100.00	

x022_12: (Postal) Level of decision making: Basic rules for broadcasting and press (22.12)

To what extent should each of the following policy areas be decided at the national level and to what extent at the European level? Please rate each area on the scale.

Basic rules for broadcasting and press

Scale from 0 (exclusively at the national level) to 10 (exclusively at the European level)

Not applicable (-98)

No valid answer (-99)

Additional information:

All respondents answering via internet are coded as 'not applicable'.

Frequencies

(Postal) Level of decision making: Basic rules for broadcasting and press	Freq.	Percent	Cum.
-99	21	1.56	1.56
-98	564	41.90	43.46
[0]exclusively at the national level	176	13.08	56.54
1	73	5.42	61.96
2	52	3.86	65.82
3	55	4.09	69.91
4	45	3.34	73.25
5	136	10.10	83.36
6	38	2.82	86.18
7	48	3.57	89.75
8	50	3.71	93.46
9	31	2.30	95.77
[10]exclusively at the European level	57	4.23	100.00
Total	1,346	100.00	

x022_12i: (Internet) Level of decision making: Basic rules for broadcasting and press (22.12i)

To what extent should each of the following policy areas be decided at the national level and to what extent at the European level? Please rate each area on the scale.

Basic rules for broadcasting and press

Scale from 1 (exclusively at the national level) to 10 (exclusively at the European level)

Not applicable (-98)

No valid answer (-99)

Additional information:

All respondents answering via mail are coded as 'not applicable'.

Frequencies

(Internet) Level of decision making: Basic rules for broadcasting and press	Freq.	Percent	Cum.
-99	12	0.89	0.89
-98	782	58.10	58.99
[1]exclusively at the national level	84	6.24	65.23
2	54	4.01	69.24
3	49	3.64	72.88
4	39	2.90	75.78
5	97	7.21	82.99
6	43	3.19	86.18
7	39	2.90	89.08
8	57	4.23	93.31
9	39	2.90	96.21
[10]exclusively at the European level	51	3.79	100.00
Total	1,346	100.00	

x022_13: (Postal) Level of decision making: Scientific and technological research (22.13)

To what extent should each of the following policy areas be decided at the national level and to what extent at the European level? Please rate each area on the scale.

Scientific and technological research

Scale from 0 (exclusively at the national level) to 10 (exclusively at the European level)

Not applicable (-98)

No valid answer (-99)

Additional information:

All respondents answering via internet are coded as 'not applicable'.

Frequencies

(Postal) Level of decision making: Scientific and technological research	Freq.	Percent	Cum.
-99	22	1.63	1.63
-98	564	41.90	43.54
[0]exclusively at the national level	79	5.87	49.41
1	26	1.93	51.34
2	29	2.15	53.49
3	39	2.90	56.39
4	36	2.67	59.06
5	168	12.48	71.55
6	69	5.13	76.67
7	87	6.46	83.14
8	103	7.65	90.79
9	49	3.64	94.43
[10]exclusively at the European level	75	5.57	100.00
Total	1,346	100.00	

x022_13i: (Internet) Level of decision making: Scientific and technological research (22.13i)

To what extent should each of the following policy areas be decided at the national level and to what extent at the European level? Please rate each area on the scale.

Scientific and technological research

Scale from 1 (exclusively at the national level) to 10 (exclusively at the European level)

Not applicable (-98)

No valid answer (-99)

Additional information:

All respondents answering via mail are coded as 'not applicable'.

Frequencies

(Internet) Level of decision making: Scientific and technological research	Freq.	Percent	Cum.
-99	13	0.97	0.97
-98	782	58.10	59.06
[1]exclusively at the national level	34	2.53	61.59
2	21	1.56	63.15
3	40	2.97	66.12
4	25	1.86	67.98
5	115	8.54	76.52
6	63	4.68	81.20
7	58	4.31	85.51
8	80	5.94	91.46
9	59	4.38	95.84
[10]exclusively at the European level	56	4.16	100.00
Total	1,346	100.00	

**x022_14: (Postal) Level of decision making: Foreign policy
(22.14)**

To what extent should each of the following policy areas be decided at the national level and to what extent at the European level? Please rate each area on the scale.

Foreign policy

Scale from 0 (exclusively at the national level) to 10 (exclusively at the European level)

Not applicable (-98)

No valid answer (-99)

Additional information:

All respondents answering via internet are coded as 'not applicable'.

Frequencies

(Postal) Level of decision making: Foreign policy	Freq.	Percent	Cum.
-99	21	1.56	1.56
-98	564	41.90	43.46
[0]exclusively at the national level	133	9.88	53.34
1	44	3.27	56.61
2	52	3.86	60.48
3	43	3.19	63.67
4	19	1.41	65.08
5	116	8.62	73.70
6	46	3.42	77.12
7	62	4.61	81.72
8	76	5.65	87.37
9	66	4.90	92.27
[10]exclusively at the European level	104	7.73	100.00
Total	1,346	100.00	

**x022_14i: (Internet) Level of decision making: Foreign policy
(22.14i)**

To what extent should each of the following policy areas be decided at the national level and to what extent at the European level? Please rate each area on the scale.

Foreign policy

Scale from 1 (exclusively at the national level) to 10 (exclusively at the European level)

Not applicable (-98)

No valid answer (-99)

Additional information:

All respondents answering via mail are coded as 'not applicable'.

Frequencies

(Internet) Level of decision making: Foreign policy	Freq.	Percent	Cum.
-99	15	1.11	1.11
-98	782	58.10	59.21
[1]exclusively at the national level	63	4.68	63.89
2	35	2.60	66.49
3	25	1.86	68.35
4	30	2.23	70.58
5	81	6.02	76.60
6	41	3.05	79.64
7	55	4.09	83.73
8	71	5.27	89.00
9	67	4.98	93.98
[10]exclusively at the European level	81	6.02	100.00
Total	1,346	100.00	

**x022_15: (Postal) Level of decision making: Taxation policy
(22.15)**

To what extent should each of the following policy areas be decided at the national level and to what extent at the European level? Please rate each area on the scale.

Taxation policy

Scale from 0 (exclusively at the national level) to 10 (exclusively at the European level)

Not applicable (-98)

No valid answer (-99)

Additional information:

All respondents answering via internet are coded as 'not applicable'.

Frequencies

(Postal) Level of decision making: Taxation policy	Freq.	Percent	Cum.
-99	20	1.49	1.49
-98	564	41.90	43.39
[0]exclusively at the national level	183	13.60	56.98
1	75	5.57	62.56
2	91	6.76	69.32
3	70	5.20	74.52
4	31	2.30	76.82
5	107	7.95	84.77
6	47	3.49	88.26
7	40	2.97	91.23
8	54	4.01	95.25
9	24	1.78	97.03
[10]exclusively at the European level	40	2.97	100.00
Total	1,346	100.00	

x022_15i: (Internet) Level of decision making: Taxation policy (22.15i)

To what extent should each of the following policy areas be decided at the national level and to what extent at the European level? Please rate each area on the scale.

Taxation policy

Scale from 1 (exclusively at the national level) to 10 (exclusively at the European level)

Not applicable (-98)

No valid answer (-99)

Additional information:

All respondents answering via mail are coded as 'not applicable'.

Frequencies

(Internet) Level of decision making: Taxation policy	Freq.	Percent	Cum.
-99	13	0.97	0.97
-98	782	58.10	59.06
[1]exclusively at the national level	129	9.58	68.65
2	69	5.13	73.77
3	63	4.68	78.45
4	47	3.49	81.95
5	72	5.35	87.30
6	34	2.53	89.82
7	34	2.53	92.35
8	47	3.49	95.84
9	25	1.86	97.70
[10]exclusively at the European level	31	2.30	100.00
Total	1,346	100.00	

x022_16: (Postal) Level of decision making: Development aid policy (22.16)

To what extent should each of the following policy areas be decided at the national level and to what extent at the European level? Please rate each area on the scale.

Development aid policy

Scale from 0 (exclusively at the national level) to 10 (exclusively at the European level)

Not applicable (-98)

No valid answer (-99)

Additional information:

All respondents answering via internet are coded as 'not applicable'.

Frequencies

(Postal) Level of decision making: Development aid policy	Freq.	Percent	Cum.
-99	22	1.63	1.63
-98	564	41.90	43.54
[0]exclusively at the national level	103	7.65	51.19
1	37	2.75	53.94
2	39	2.90	56.84
3	35	2.60	59.44
4	32	2.38	61.81
5	136	10.10	71.92
6	53	3.94	75.85
7	62	4.61	80.46
8	94	6.98	87.44
9	73	5.42	92.87
[10]exclusively at the European level	96	7.13	100.00
Total	1,346	100.00	

x022_16i: (Internet) Level of decision making: Development aid policy (22.16i)

To what extent should each of the following policy areas be decided at the national level and to what extent at the European level? Please rate each area on the scale.

Development aid policy

Scale from 1 (exclusively at the national level) to 10 (exclusively at the European level)

Not applicable (-98)

No valid answer (-99)

Additional information:

All respondents answering via mail are coded as 'not applicable'.

Frequencies

(Internet) Level of decision making: Development aid policy	Freq.	Percent	Cum.
-99	12	0.89	0.89
-98	782	58.10	58.99
[1]exclusively at the national level	66	4.90	63.89
2	12	0.89	64.78
3	35	2.60	67.38
4	16	1.19	68.57
5	76	5.65	74.22
6	39	2.90	77.12
7	58	4.31	81.43
8	94	6.98	88.41
9	72	5.35	93.76
[10]exclusively at the European level	84	6.24	100.00
Total	1,346	100.00	

**x022_17: (Postal) Level of decision making: Immigration policy
(22.17)**

To what extent should each of the following policy areas be decided at the national level and to what extent at the European level? Please rate each area on the scale.

Immigration policy

Scale from 0 (exclusively at the national level) to 10 (exclusively at the European level)

Not applicable (-98)

No valid answer (-99)

Additional information:

All respondents answering via internet are coded as 'not applicable'.

Frequencies

(Postal) Level of decision making: Immigration policy	Freq.	Percent	Cum.
-99	20	1.49	1.49
-98	564	41.90	43.39
[0]exclusively at the national level	136	10.10	53.49
1	42	3.12	56.61
2	33	2.45	59.06
3	33	2.45	61.52
4	23	1.71	63.22
5	133	9.88	73.11
6	39	2.90	76.00
7	56	4.16	80.16
8	102	7.58	87.74
9	69	5.13	92.87
[10]exclusively at the European level	96	7.13	100.00
Total	1,346	100.00	

x022_17i: (Internet) Level of decision making: Immigration policy (22.17i)

To what extent should each of the following policy areas be decided at the national level and to what extent at the European level? Please rate each area on the scale.

Immigration policy

Scale from 1 (exclusively at the national level) to 10 (exclusively at the European level)

Not applicable (-98)

No valid answer (-99)

Additional information:

All respondents answering via mail are coded as 'not applicable'.

Frequencies

(Internet) Level of decision making: Immigration policy	Freq.	Percent	Cum.
-99	11	0.82	0.82
-98	782	58.10	58.92
[1]exclusively at the national level	74	5.50	64.41
2	20	1.49	65.90
3	32	2.38	68.28
4	21	1.56	69.84
5	80	5.94	75.78
6	41	3.05	78.83
7	56	4.16	82.99
8	82	6.09	89.08
9	70	5.20	94.28
[10]exclusively at the European level	77	5.72	100.00
Total	1,346	100.00	

Additional variables

id: ID

Description:

This variable is a simple identification variable. All cases in the dataset are numbered, ranging from 1 to 1576.

Coding:

Frequencies

mode: Mode

Description:

The 2009 EECS was a dual-mode survey. This variable includes information on the mode used by the respondent to answer the questionnaire.

Coding:

Internet (1)
Postal (2)

Frequencies

Mode (1 = internet; 2 = postal)	Freq.	Percent	Cum.
[1]internet	564	41.90	41.90
[2]postal	782	58.10	100.00
Total	1,346	100.00	

include: Categories: Ratio of valid to invalid answers

Description:

This variable is based on the ratio of valid to invalid answers of each respondent. It is recommended to use only those respondents in an analysis which fall into the category 'more valid than invalid answers'. All statistics presented in the codebook are based exclusively on this group. The weights are also only calculated on the bases of this group.

Coding:

Less valid than invalid answers (2)
More valid than invalid answers (3)

Frequencies

Categories: Ratio of valid to invalid answers	Freq.	Percent	Cum.
[1]no valid answers	4,963	75.90	75.90
[2]less valid than invalid answers	230	3.52	79.42
[3]more valid than invalid answers	1,346	20.58	100.00
Total	6,539	100.00	

Iso_Code: ISO Code ('1' + 3 digits)**Description:**

This variable identifies countries by using the 3-digit ISO code. '1' was added at the beginning because most statistical software cannot deal with '0'.

Coding:

Frequencies

ISO Code ('1' + 3 digits)	Freq.	Percent	Cum.
[1040]Austria	39	2.90	2.90
[1056]Belgium	57	4.23	7.13
[1100]Bulgaria	6	0.45	7.58
[1196]Cyprus	8	0.59	8.17
[1203]Czech Republic	21	1.56	9.73
[1208]Denmark	24	1.78	11.52
[1233]Estonia	23	1.71	13.22
[1246]Finland	41	3.05	16.27
[1250]France	117	8.69	24.96
[1276]Germany	143	10.62	35.59
[1300]Greece	19	1.41	37.00
[1348]Hungary	26	1.93	38.93
[1372]Ireland	8	0.59	39.52
[1380]Italy	58	4.31	43.83
[1428]Latvia	39	2.90	46.73
[1440]Lithuania	30	2.23	48.96
[1442]Luxembourg	16	1.19	50.15
[1470]Malta	11	0.82	50.97
[1528]Netherlands	73	5.42	56.39
[1616]Poland	36	2.67	59.06
[1620]Portugal	17	1.26	60.33
[1642]Romania	24	1.78	62.11
[1703]Slovakia	29	2.15	64.26
[1705]Slovenia	18	1.34	65.60
[1724]Spain	57	4.23	69.84
[1752]Sweden	162	12.04	81.87
[1826]United Kingdom	244	18.13	100.00
Total	1,346	100.00	

country_abr:(Country abbreviation)

Description

2-digit country abbreviations are used in these variable.

Coding:

See below; this variable is coded as a string variable.

Frequencies

Country abbreviation	Freq.	Percent	Cum.
AT	39	2.90	2.90
BE	57	4.23	7.13
BG	6	0.45	7.58
CY	8	0.59	8.17
CZ	21	1.56	9.73
DE	143	10.62	20.36
DK	24	1.78	22.14
EE	23	1.71	23.85
ES	57	4.23	28.08
FI	41	3.05	31.13
FR	117	8.69	39.82
GR	19	1.41	41.23
HU	26	1.93	43.16
IE	8	0.59	43.76
IT	58	4.31	48.07
LT	30	2.23	50.30
LU	16	1.19	51.49
LV	39	2.90	54.38
MT	11	0.82	55.20
NL	73	5.42	60.62
PL	36	2.67	63.30
PT	17	1.26	64.56
RO	24	1.78	66.34
SI	18	1.34	67.68
SK	29	2.15	69.84
SW	162	12.04	81.87
UK	244	18.13	100.00
Total	1,346	100.00	

ccode: Country code**Description**

Coding:

Frequencies

Country code	Freq.	Percent	Cum.
[1]AT	39	2.90	2.90
[2]BE	57	4.23	7.13
[3]BG	6	0.45	7.58
[4]CY	8	0.59	8.17
[5]CZ	21	1.56	9.73
[6]DK	24	1.78	11.52
[7]EE	23	1.71	13.22
[8]FI	41	3.05	16.27
[9]FR	117	8.69	24.96
[10]GE	143	10.62	35.59
[11]GR	19	1.41	37.00
[12]HU	26	1.93	38.93
[13]IE	8	0.59	39.52
[14]IT	58	4.31	43.83
[15]LT	30	2.23	46.06
[16]LV	39	2.90	48.96
[17]LU	16	1.19	50.15
[18]MT	11	0.82	50.97
[19]NL	73	5.42	56.39
[20]PL	36	2.67	59.06
[21]PT	17	1.26	60.33
[22]RO	24	1.78	62.11
[23]SK	29	2.15	64.26
[24]SI	18	1.34	65.60
[25]ES	57	4.23	69.84
[26]SW	162	12.04	81.87
[27]UK	244	18.13	100.00
Total	1,346	100.00	

ptycode: Party Code ('1' + 3-digit ISO-Code + 3 digit party code)**Description:**

This variable presents the party codes used in all modules of the 2009 EES. To enable direct linkage to the countries of origin, the party code consists of the ISO Code ('iso_code') as well as information on the respective party. The 5th digit gives information on the party family (see 'ptyfamily' below).

Coding:

A detailed overview is presented in the appendix.

Frequencies

(Following table shows the 5 most frequent categories)

Party Code ('1' + 3-digit ISO-Code + 3 digit party code)	Freq.	Percent	Cum.
[1276420]DE:Free Democratic Party	46	3.42	3,42
[1826110]GB:Green Party	35	2.60	6,02
[1276320]DE:Social Democratic Party	33	2.45	8,47
[1724010]ES:Union, Progress, and Democracy	26	1.93	10,4
[1826951]GB:UK Independence Party (UKIP)	26	1.93	12,33
Total	1346	100	

ptyname_eng: Party name (in English)

Description:

This variable shows the names of the party the candidate is running for.

Coding:

Frequencies

ptyname: Party name (as used in candidate study)

Description:

This variable shows the names of the party the candidate is running for. The names are given in the original language. Please, note that the statistical software which was used to produce this dataset is not able to deal with cirillic or other non-western scripts. Hence, not all of the names will be presented correctly. A full list of original party names can be found in the appendix.

Coding:

Frequencies

ptyname_special: Party name (as used in candidate study), details

Description:

This variable gives additional information for the party the candidate is running for, e.g. if the party was part of an electoral coalition, the name of the coalition will be presented in the variables 'ptyname_eng' and 'ptyname' while this variable contains information on the respective party of the candidate.

Coding:

Frequencies

ptyfamily: Party family**Description:**

This variable gives information on the party family.

Coding:

<i>Missing information/other</i>	(0)
<i>Ecologists</i>	(1)
<i>Communists</i>	(2)
<i>Socialists</i>	(3)
<i>Liberals</i>	(4)
<i>Christian Democrats</i>	(5)
<i>Conservatives</i>	(6)
<i>Nationalists</i>	(7)
<i>Centre/Agrarian</i>	(8)
<i>Ethnic/Linguistic</i>	(9)

Frequencies

Party family	Freq.	Percent	Cum.
[0]missing information/other	205	15.23	15.23
[1]ecologists	129	9.58	24.81
[2]communists	71	5.27	30.09
[3]socialists	242	17.98	48.07
[4]liberals	190	14.12	62.18
[5]christian democrats	156	11.59	73.77
[6]conservatives	90	6.69	80.46
[7]nationalists	112	8.32	88.78
[8]centre/agrarian	47	3.49	92.27
[9]ethnic/linguistic	104	7.73	100.00
Total	1,346	100.00	

no_of_constituency: Constituency ('1' + ISO + number)**Description:**

This variable contains information on the constituency a candidate is running in. Please, note that this information was included whenever available and not only for those countries in which more than one constituencies is used as a 'real' electoral constituency. The latter group consists of Belgium, France, Ireland and the UK. The values for each constituency are based on the ISO code and a 2-digit number for each constituency.

Coding:

Detailed information can be found in the appendix.

Frequencies

Following table shows the 5 most frequent categories and not applicable cases

Constituency ('1' + ISO + number)	Freq.	Percent	Cum.
[182608]United Kingdom: South East	45	3.34	3,34
[105601]Belgium: Flanders	41	3.05	6,39
[182605]United Kingdom: North West	33	2.45	8,84
[125002]France: Sud-Est	31	2.30	11,14
[182602]United Kingdom: Eastern	27	2.01	13,15
Not applicable	826	61,37	
Total	1346	100	

mep: Was the candidate elected

Description:

This variable contains information on whether the candidate has been a member of the EP at the first session after the 2009 elections.

Coding:

MEP (1)
No MEP (2)

Frequencies

Was the candidate elected?	Freq.	Percent	Cum.
[1]MEP	136	10.10	10.10
[2]no MEP	1,210	89.90	100.00
Total	1,346	100.00	

ep_party_group: EP party group (missing if not elected)

Description:

This variable contains information on the respondent's EP party group. The information is only available if he or she was elected.

Coding:

EPP (1)
S&D (2)
ALDE (3)
Greens-EFA (4)
ECR (5)
GUE / NGL (6)
EFD (7)
Non-Attached (8)
Not elected (-99)

Frequencies

EP party group (missing if not elected)	Freq.	Percent	Cum.
-99	1,210	89.90	89.90
[1]EPP	42	3.12	93.02
[2]S&D	36	2.67	95.69
[3]ALDE	20	1.49	97.18
[4]Greens-EFA	11	0.82	97.99
[5]ECR	7	0.52	98.51
[6]GUE/NGL	8	0.59	99.11
[7]EFD	4	0.30	99.41
[8]non-attached	8	0.59	100.00
Total	1,346	100.00	

toc: Type of candidate (1 = save; 2 = doubtful; 3 = unpromising)

Description:

This variable presents information on the candidate's probability to get elected. The categorization is based on the candidates list position in relation to the potential number of seats won by his or her party. For countries with completely open lists or equivalent systems, all candidates were set on the same list position.

The potential seats are based on pre-election seat predictions made by Hix et al. (2009). To incorporate uncertainty, the standard deviation of discrepancy between the predictions and the seats that were actually won was calculated for each country. Candidates with a list position below the predicted seats minus one standard deviation (rounded) were classified as save. Candidates with a list position above the predicted seats plus one standard deviation (rounded) were classified as unpromising. All other candidates were classified as doubtful.

Coding:

<i>Save</i>	(1)
<i>Doubtful</i>	(2)
<i>Unpromising</i>	(3)
<i>Missing information</i>	(-99)

Frequencies

Type of candidate (1 = save; 2 = doubtful; 3 = unpromising)	Freq.	Percent	Cum.
-99	7	0.52	0.52
[1]save	97	7.21	7.73
[2]doubtful	178	13.22	20.95
[3]unpromising	1,064	79.05	100.00
Total	1,346	100.00	

weight_pty: Party Weight

Description:

This weight corrects for the number of candidates of a party which were contacted in relation the number of candidates of the respective party in the dataset on a country-base. Hence, the weight is calculated for each party in each country but not in relation to the overall sample of all countries. For example, the candidates of Party A represent 20% of the candidates contacted in a country. The proportion of the candidates of Party A in the dataset and in the respective country is 17%. For those candidates, this would result in a weight of $20/17=1.176$.

Coding:

Frequencies

Variable	Obs	Mean	Std. Dev.	Min	Max
weight_pty	1346	1	.569104	.258427	9.094017

weight_mep: MEP Weight

Description:

This weight corrects for the number of MEPs in a country in relation the number of MEPs in the dataset on a country-base. For example, the MEPs of Country A represent 10% of the candidates contacted in a country. The proportion of MEPs in Country A in the dataset is 13%. For those MEPs, this would result in a weight of $10/13=.769$.

Coding:

Frequencies

Variable	Obs	Mean	Std. Dev.	Min	Max
weight_mep	1346	1	.1528645	.1888889	2.622222

weight_list: Type of candidate weight

Description:

This weight corrects for the different types of candidates in regard to their probability to get elected based on the variable 'toc'. These weights are calculated on a country-base. For example, the unpromising candidates (toc=3) of Country A represent 85% of the candidates contacted in a country. The proportion of unpromising candidates in Country A in the dataset is 88%. For those candidates, this would result in a weight of $85/88=.966$.

Please, not that necessary information was not available for all respondents.

Coding:

Frequencies

Variable	Obs	Mean	Std. Dev.	Min	Max
weight_list	1339	.9925004	.2312465	.1925926	3.645349

weight_gender: Gender Weight**Description:**

This weight corrects for the number of male and female candidates in a country in relation to the number of male and female candidates in the dataset on a country-base. For example, the male candidates of Country A represent 60% of the candidates contacted in a country. The proportion of male candidates in Country A in the dataset is 56%. For those candidates, this would result in a weight of $60/56=1.071$. Please, note that necessary information was not available for all respondents.

Coding:

Frequencies

Variable	Obs	Mean	Std. Dev.	Min	Max
weight_gen~r	1318	.9987074	.1293557	.6071429	1.955556

weight_eu_pty: Party weight (all countries)**Description:**

This weight corrects for the number of candidates of a party which were contacted in relation to the number of candidates of the respective party in the dataset over all countries. Hence, the weight is calculated for each party in relation to the overall sample of all countries. For example, the candidates of Party A represent 1% of the candidates contacted in all countries. The proportion of the candidates of Party A in the dataset is .9%. For those candidates, this would result in a weight of $1/.9=1.111$.

Coding:

Frequencies

Variable	Obs	Mean	Std. Dev.	Min	Max
weight_eu~y	1346	1	.916468	.2165031	12.12418

weight_eu_pop: Country weight based on size of population

Description:

This weight can be used to correct for population size of a country. The calculation is based on the proportion of the population of a country of the population of the EU related to the proportion of respondents of the respective country of all respondents. For example, the population proportion of Country A is 8%. The proportion of the candidates of Country A in the dataset is 6%. For those candidates, this would result in a weight of $8/6=1.333$.

Coding:

Frequencies

Variable	Obs	Mean	Std. Dev.	Min	Max
weight_eu~p	1346	1	.7963016	.0830773	3.414694

weight_eu_meps: Country weight based on number of MEPs

Description:

This weight can be used to correct for number of MEPs of a country. The calculation is based on the proportion of the MEPs of a country of the all MEPs related to the proportion of respondents of the respective country of all respondents. For example, the proportion of MEPs of Country A is 8%. The proportion of the candidates of Country A in the dataset is 6%. For those candidates, this would result in a weight of $8/6=1.333$.

Coding:

Frequencies

Variable	Obs	Mean	Std. Dev.	Min	Max
weight_eu~s	1346	1	.7134197	.2032005	5.181612

weight_eu_elec: Country weight based on size of electorate

Description:

This weight can be used to correct for size of the electorate of a country. The calculation is based on the proportion of the electorate of a country of the electorate of the EU related to the proportion of respondents of the respective country of all respondents. For example, the proportion of the electorate of Country A is 8%. The proportion of the candidates of Country A in the dataset is 6%. For those candidates, this would result in a weight of $8/6=1.333$.

Coding:

Frequencies

Variable	Obs	Mean	Std. Dev.	Min	Max
weight_eu_~c	1346	1	.8430836	.0523582	3.878044

Appendix

A1: Education

The following tables present the coding of the education items in the 2009 EECS. The codes in the column 'v056_1' are based on the ISCED coding scheme and, hence, are comparable between countries. The codes in the column 'v056_2' are a combination of the country's 3-digit ISO code and the respective answer category according to the questionnaire.

Austria

	v056_1	v056_2
Noch Schüler/in (ohne ersten allgemeinbildenden Schulabschluss)	10	104001
Schule beendet ohne ersten allgemeinbildenden Abschluss	10	104002
Hauptschulabschluss, Volksschulabschluss 8. Klasse (auch bei Besuch einer mittleren / höheren Schule ohne entsprechenden Abschluss)	21	104003
Berufsbildende mittlere Schule (z.B. Handelsschule) oder Polytechnikum (9. Klasse)	32	104004
Berufsschule und Lehre	32	104005
AHS oder Berufsbildende Höhere Schule	31	104006
Matura oder Hochschulreife im zweiten Bildungsweg	41	104007
Gesundheits- und Krankenpflegeschule, Schulen für medizinisch-technischen Fachdienst	42	104008
Berufsakademie oder Kolleg (mit Diplomabschluss)	52	104009
Bachalaureat (Hochschule, Universität, Fachhochschule)	51	104010
Magisterium/Diplom (Hochschule, Universität, Fachhochschule)	51	104011
Promotion od. Habilitation (Hochschule, Universität, Fachhochschule)	60	104012

Belgium (French)

	V056_1	V056_2
Ecole primaire non terminée	00	105601
Ecole primaire avec certificat d'études	10	105602
Enseignement secondaire inférieur professionnel	22	105603
Enseignement secondaire inférieur technique	23	105604
Enseignement secondaire inférieur général	21	105605
Enseignement secondaire supérieur professionnel	32	105606
Enseignement secondaire supérieur technique	33	105607
Enseignement secondaire supérieur général	31	105608
Enseignement supérieur non universitaire, type court (2-3 ans)	52	105609
Enseignement supérieur non universitaire, type long	52	105610
Enseignement universitaire: candidatures ou bachelor	51	105611
Enseignement universitaire: licence ou master	51	105612
Enseignement universitaire: doctorat	60	105613

Belgium (Dutch)

	V056_1	V056_2
Lager onderwijs niet voltooid	00	105601
Lager onderwijs	10	105602
Lager secundair onderwijs: beroeps (BSO)	22	105603
Lager secundair onderwijs: Technisch (TSO) (A3)	23	105604
Lager secundair onderwijs: Algemeen (ASO)	21	105605
Hoger secundair onderwijs: Beroeps (BSO)	32	105606
Hoger secundair onderwijs: Technisch (TSO) (A2)	33	105607
Hoger secundair onderwijs: Algemeen (ASO)	31	105608
Hoger niet-universitair onderwijs: korte type (A1) (HOKT) (professionele bachelor)	52	105609
Hoger niet-universitair onderwijs: Lange type (HOLT)	52	105610
Universitair onderwijs: kandidatuur of academische bachelor	51	105611
Universitair onderwijs: licentiaat of academische master	51	105612
Universitair onderwijs: doctoraat of PhD	60	105613

Bulgaria

	V056_1	V056_2
Начално Образование	10	110001
Основно Образование	21	110002
Средно Общо Образование	31	110003
Средно Специално Общо Образование (Езикови Училища, Природо- Математически Училища)	31	110004
Средно Образование В Училища По Изкуства И Спорт	32	110005
Средно Професионално Образование	32	110006
Полу-Висше	42	110007
Колеж	42	110008
Висше - Бакалавърска Степен	51	110009
Висше - Магистърска Степен	51	110010
Кандидат На Науките/Доктор На Науките	60	110011

Cyprus

	V056_1	V056_2
Μερικές τάξεις του Δημοτικού	00	119601
Δημοτικό Σχολείο	10	119602
Τριτάξιο Γυμνάσιο	21	119603
Εξατάξιο Γυμνάσιο / Λύκειο	31	119604
Τεχνικό - Επαγγελματικό Λύκειο	32	119605
Ινστιτούτο Επαγγελματικής Κατάρτισης ΙΕΚ	33	119606
ΚΑΤΕΕ / ΤΕΙ	52	119607
Πανεπιστήμιο / Πολυτεχνείο	51	119608
Μεταπτυχιακές Σπουδές - Master's Δίπλωμα	51	119609
Διδακτορικό #ίπλωμα	60	119610

Czech Republic

	V056_1	V056_2
Bez vzdělání nebo základní vzdělání	00	120301
Středoškolské vzdělání bez maturity (Učiliště zakončeno pouze výučním listem nebo závěrečnou zkouškou - ne maturitou)	33	120302
Středoškolské vzdělání bez maturity (SŠ zakončeny pouze závěrečnou zkouškou - ne maturitou)	33	120303
Středoškolské vzdělání s maturitou (Učiliště)	31	120304
Středoškolské vzdělání s maturitou (SŠ, gymnázia)	31	120305
Středoškolské vzdělání - Konzervatoře	32	120306
Absolventi SŠ s maturitou po níž následovalo další studium zakončené maturitou (nástavbové studium, kvalifikační pomaturitní studium)	41	120307
Absolventi SŠ bez maturity (závěrečná zkouška) po níž následovalo další studium zakončené závěrečnou zkouškou (učební obory, rekvalifikační studium, studium jazyků, apod.)	43	120308
Vyšší odborné vzdělání (VOŠ - DiS., pomaturitním specializační studium)	52	120309
Vysokoškolské vzdělání s diplomem (Bc., BcA)	51	120310
Vysokoškolské vzdělání s magisterským diplomem (Mgr., Ing., Ing. arch., MUDr., MDDr., MVDr., PhDr., RNDr., JUDr., PharmDr., ThLic., ThDr., PaedDr., RSDr.)	51	120311
Doktorský studijní program (Ph.D., Th.D., CSc. DrSc.)	60	120312

Estonia (Estonian)

	V056_1	V056_2
Põhiharidus (põhikooli 1-6 klassi)	11	123301
Põhiharidus (põhikooli 7-9 klassi)	21	123302
Põhiharidus (kutseõpe põhihariduse baasil)	23	123303
Keskharidus (kutseõpe keskhariduse baasil)	22	123304
Keskharidus (gümnaasiumi 10-12 klassi)	31	123305
Kõrgharidus (diplomiõppe diplom)	51	123306
Kõrgharidus (rakendus kõrghariduse diplom)	52	123307
Kõrgharidus (bakalaureusekraad)	51	123308
Kõrgharidus (magistrikraad)	51	123309
Kõrgharidus (doktorikraad)	60	123310

Estonian (Russian)

	V056_1	V056_2
Основное образование (1-6 классов основной школы)	11	123301
Основное образование (7-9 классов основной школы)	21	123302
Основное образование (профессиональное образование на базе основного образования)	23	123303
Среднее образование (средне-специальное профессиональное образование на базе среднего образования: СПТУ, техникум)	22	123304
Среднее образование (10-12 класс школы, гимназии)	31	123305
Среднее образование (высше-профессиональное образование на базе средне-специального образования)	51	123306
Высшее образование (диплом о высшем образовании)	52	123307
Высшее образование (диплом о прикладном высшем образовании)	51	123308
Высшее образование (диплом о получении степени бакалавра)	51	123309
Высшее образование (диплом о получении степени магистра)	60	123310
Высшее образование (диплом о получении докторской степени)	10	124601

Finland

	V056_1	V056_2
Kansakoulu	10	124601
Peruskoulu	21	124602
Ammattikoulu tai -kurssi	32	124603
Lukio tai ylioppilas	31	124604
Erikoisammattitutkinto	43	124605
Opistotason ammatillinen koulutus	52	124606
Ammattikorkeakoulu	51	124607
Korkeakoulu, alemman asteen tutkinto	51	124608
Korkeakoulu, ylemmän asteen tutkinto	51	124609
Tohtori- tai lisensiaattikoulutus (Doctorate programmes)	60	124610

France

	V056_1	V056_2
Ecole primaire sans certificat d'études	00	125001
Ecole primaire avec certificat d'étude	10	125002
Collège d'enseignement général (de la 6ème à la 3ème)	21	125003
Collège avec enseignement professionnel (de la 6ème à la 3ème)	22	125004
Enseignement général au lycée (de la seconde à la terminale)	31	125005
Enseignement professionnel au lycée (de la seconde à la terminale)	32	125006
Enseignement conduisant au CAP, BEP, BP	33	125007
Deug et classes préparatoires aux grandes écoles	51	125008
Sections de technicien supérieur, enseignement supérieur spécialisé, DUT (bac + 2)	52	125009
Maîtrise, écoles d'ingénieur, écoles de commerce	51	125010
Maîtrise, écoles d'ingénieur, écoles de commerce	51	125011
Doctorat (bac + 8)	60	125012

Greece

	v056_1	v056_2
Μερικές τάξεις του Δημοτικού	00	130001
Δημοτικό σχολείο	10	130002
Τριτάξιο Γυμνάσιο	21	130003
Εξατάξιο γυμνάσιο	31	130004
Εξατάξιο Γυμνάσιο / Λύκειο	31	130005
Τεχνικό – Επαγγελματικό Λύκειο	32	130006
Ινστιτούτο Επαγγελματικής Κατάρτισης ΙΕΚ	33	130007
ΚΑΤΕΕ / ΤΕΙ	52	130008
Πανεπιστήμιο / Πολυτεχνείο	51	130009
Μεταπτυχιακές σπουδές -Master's δίπλωμα	51	130010
Διδακτορικό Δίπλωμα	60	130011

Hungary

	v056_1	v056_2
Nem járt iskolába	00	134801
1-4 osztály elemi/általános iskola vagy azzal egyenértékű	10	134802
5-7 osztály általános iskola vagy azzal egyenértékű	10	134803
Befejezett általános iskola vagy azzal egyenértékű	21	134804
Befejezetlen középiskola	21	134805
Szakmunkásképző, szakiskola	33	134806
Érettségi, befejezett szakközépiskola	32	134807
Érettségi, befejezett gimnázium	31	134808
Szakiskolai érettségi	41	134809
Érettségire épülő, felsőfokra nem akkreditált szakképzés; középfokú technikum; érettségi utáni szakmunkásképző, szakiskola	43	134810
Felsőfokra akkreditált szakképzés, felsőfokú technikum	52	134811
Befejezetlen felsőfokú tanintézet (főiskola vagy egyetem)	31	134812
Főiskolai diploma	51	134813
Egyetemi diploma	51	134814
Posztgraduális végzettség/ felsőfokú végzettség, tudományos fokozattal	60	134815

Ireland

	V056_1	V056_2
Did not complete primary education	00	137201
Completed primary	10	137202
Youthreach training certificate or group certificate	23	137203
Inter/Junior Certificate	21	137204
Vocational Training Opportunities Scheme (VTOS) or Leaving Cert Applied	33	137205
Leaving Certificate or LCVP	31	137206
Post Leaving Cert Course, Teagasc Cert/Diploma, Secretarial/Technical Course, or Apprenticeship	43	137207
National Cert/Diploma or Cadetship	52	137208
Primary Degree	51	137209
Postgraduate Diploma or Masters Degree	51	137210
Doctorate	60	137211

Italy

	V056_1	V056_2
Scuola elementare	10	138001
Scuola di avviamento professionale, scuola professionale e scuola post elementare	23	138002
Scuola media inferiore	21	138003
Scuola professionale e istituti professionali biennali e triennali	33	138004
Scuola media superiore (licei, istituti tecnici e istituti professionali di 4-5 anni)	31	138005
Corsi integrativi di istituti superiori e professionali non quinquennali	41	138006
Corsi di formazione professionale post media superiore	42	138007
Diploma universitario (vecchio ordinamento), scuola diretta a fini speciali e laurea triennale ad indirizzo professionale	52	138008
Laurea triennale ad indirizzo non professionale	51	138009
Laurea quadriennale o più (vecchio ordinamento)	51	138010
Laurea specialistica o magistrale	51	138011
Scuole di specializzazione, master, scuole di perfezionamento post laurea	51	138012
Dottorato di ricerca	60	138013

Latvia (Latvian)

	V056_1	V056_2
Nepabeigta pamatskolas izglītība	10	142801
Pamatskolas izglītība (4-9 klases)	21	142802
Arodskolas izglītība (pēc 9.klases beigšanas)	23	142803
Vispārējā vidējā izglītība	31	142804
Vidējā speciālā izglītība (pēc 9.klases beigšanas)	33	142805
Vidējā speciālā izglītība (pēc 12.klases beigšanas)	40	142806
3 - 4 studiju gadi augstākā mācību iestādē (pēc 1990.gada - bakalaura grāds)	51	142807
Augstākā izglītība (pirms 1990.gada - pabeigta augstākā izglītība, pēc 1990.gada - pabeigta maģistrantūra)	51	142808
Doktora grāds	60	142809

Latvia (Russian)

	V056_1	V056_2
Неоконченное начальное образование	21	142802
Начальное образование (4-9 классов)		
Профессиональное образование (после окончания 9 класса)	23	142803
Общее среднее образование	31	142804
Среднее специальное образование (после окончания 9 класса)	33	142805
Среднее специальное образование (после окончания 12 класса)	40	142806
студенческих года в высшем учебном заведении (после 1990 года - степень бакалавра)	51	142807
Высшее образование (до 1990. года - оконченное высшее образование, после 1990. года - оконченная магистратура)	51	142808
Доктор наук	60	142809

Lithuania

	V056_1	V056_2
Nebaigtas pradinis, niekada nesimokė	00	144001
Pradinis (baigtos 4 klasės)	10	144002
Nebaigtas pagrindinis ir profesinis mokymas (baigta mažiau nei 10 klasių bendrojo lavinimo mokykloje ir 1-2 metų trukmės profesinis mokymas, suteikianti profesinę kvalifikaciją)	23	144003
Pagrindinis profesinis (3 metų trukmės profesinis mokymas suteikiantis pagrindinį išsilavinimą ir profesinę kvalifikaciją)	22	144004
Pagrindinis/nebaigtas vidurinis	21	144005
Pagrindinis/nebaigtas vidurinis ir profesinis mokymas be vidurinio išsimokslinimo (PTM ir pan.)	33	144006
Vidurinis/gimnazija	31	144007
Vidurinis profesinis (profesinis mokymas suteikiantis vidurinį išsilavinimą ir profesinę kvalifikaciją)	32	144008
Po vidurinis profesinis (vidurinis ir 1-2 metų trukmės profesinis mokymas, suteikiantis profesinę kvalifikaciją)	43	144009
Aukštesnysis, neuniversitetinis aukštasis (kolegijos/aukštesniosios mokyklos, profesinis bakalauras)	52	144010
Aukštasis universitetinis (bakalauro laipsnis)	51	144011
Aukštasis universitetinis (magistro laipsnis)	51	144012
Daktaro laipsnis	60	144013

Luxembourg

	V056_1	V056_2
Pas de formation	00	144201
Ecole primaire	10	144202
Primaire supérieur	10	144203
Enseignement complémentaire	10	144204
Enseignement général secondaire inférieur	21	144205
Certificat d'enseignement secondaire technique inférieur	21	144206
Bac technique (jusque 13e ou 14e du régime technique)	31	144207
Diplôme de fin d'études secondaires	31	144208
Diplôme de technicien (jusque 13e du régime technique)	32	144209
Certificat d'apprentissage professionnel	33	144210
Certificat de capacité manuelle, CCM	33	144211
Certificat d'initiation technique et professionnelle, CITP	33	144212
Certificat d'Aptitude technique et professionnelle, CATP	33	144213
Brevet de maîtrise artisanale	42	144214
BTS, instituteur, éducateur gradué, DUT	42	144215
Enseignement supérieur Bac +2, DEUG	51	144216
Enseignement supérieur bac +3, Bachelor, Licence	51	144217
Enseignement supérieur bac +4, Master1	51	144218
Enseignement supérieur Bac + 5, DEA, DESS, Master2	51	144219
Enseignement supérieur - Doctorat	60	144220

Malta

	V056_1	V056_2
Left school without qualification	00	147001
Primary school	10	147002
Secondary schools (Junior Lyceum and other secondary)	21	147003
Sixth Form, Upper Lyceum, Junior College	31	147004
MCAST	52	147005
University (Bachelor)	51	147006
University (Masters)	51	147007
Doctorate, PhD	60	147008

Netherlands

	V056_1	V056_2
Lagere school niet voltooid	10	152801
Lagere school	10	152802
Lbo, vbo, leao, lts, ambachtsschool, huishoudschool, lhno, vmbo (niveaus 1-3; basisberoepsgericht, kaderberoepsgericht, gemengd)	22	152803
Mulo, ulo, mavo, vmbo (niveau 4; theoretische leerweg)	21	152804
Kmbo, leerlingwezen, mbo, meao, mts (duur < 2 jaar)	23	152805
Leerlingwezen, mbo, meao, mts (duur 2-4 jaar)	33	152806
Leerlingwezen, mbo, meao, mts (4-jarig)	32	152807
MBO-plus	42	152808
Mms, msvm, havo	32	152809
Hbs, vwo, atheneum, gymnasium	31	152810
Hbo, kweekschool, conservatorium, MO-acten	52	152811
Universiteit, bachelor	51	152812
Universiteit, master, universiteit doctoraal, technisch-economische hogeschool oude stijl	51	152813
Universiteit, gepromoveerd (dr.)	60	152814

Poland

	V056_1	V056_2
Niepełne Podstawowe	00	161601
Podstawowe	10	161602
Gimnazjalne	21	161603
Zasadnicze Zawodowe	31	161604
Niepełne Średnie (Niepełne Licealne)	21	161605
Średnie (Licealne) Ogólnokształcące	31	161606
Średnie (Licealne) Zawodowe	32	161607
Pomaturalne (Policealne)	42	161608
Niepełne Wyższe (Bez Żadnego Dyplomu)	42	161609
Wyższe Licencjackie Lub Zawodowe (Bez Magisterium)	52	161610
Wyższe Magisterskie	51	161611
Studia Doktoranckie	60	161612

Portugal

	V056_1	V056_2
Nenhum	00	162001
Ensino Básico 1 (até à 4.ª classe)	10	162002
Ensino Básico 2 (preparatório/5.º e 6.º anos)	10	162003
Ensino Básico 3 (até ao 9.º ano/5.º ano dos liceus)	21	162004
Ensino Secundário Cursos Tecnológicos	32	162005
Ensino Secundário Cursos Gerais (12.º/7.º ano dos liceus completo, propedêutico, serviço cívico)	31	162006
Ensino Superior - Bacharelato	52	162007
Ensino Superior - Licenciatura	51	162008
Ensino Superior - Mestrado	51	162009
Ensino Superior - Doutoramento	60	162010

Romania

	V056_1	V056_2
fără școală	00	164201
școală primară neterminată	00	164202
școală primară terminată	10	164203
gimnaziu incomplet	10	164204
gimnaziu complet	21	164205
școală de ucenici (complementară)	32	164206
școală profesională	32	164207
liceu neterminat	21	164208
liceu terminat	31	164209
Școala de maiștri	42	164210
școală postliceală	42	164211
facultate neterminată	31	164212
facultate - subingineri sau colegiu	52	164213
facultate complet	51	164214
master	51	164215
doctorat	60	164216

Slovakia

	V056_1	V056_2
Neukončená základná škola (neukončená ľudová škola alebo meštianka)	10	170301
Ukončená základná škola (osem tried ľudovej školy alebo ukončená meštianka)	21	170302
Základné vzdelanie + zaučenie, odborná príprava, kurz (bez výučného listu)	23	170303
Vyučený/á s výučným listom alebo osvedčením (bez maturity)	33	170304
Odborná škola alebo hospodárska škola (bez maturity)	33	170305
Vyučený/á s maturitou	32	170306
Úplné stredoškolské odborné s maturitou (napr. priemyslovka, ekonomická škola, obchodná akadémia, stredná zdravotná škola)	31	170307
Úplné stredoškolské všeobecné (gymnázium, SVŠ)	31	170308
Nadstavbové pomaturitné štúdium	41	170309
Vysoká škola - bakalárske štúdium	51	170310
Vysoká škola - ukončené magisterské, inžinierske štúdium (alebo jeho ekvivalent), vrátane titulov PhDr., MUDr., JUDr. a podobne	51	170311
Postgraduálne štúdium (tituly CSc., PhD., Doc., atď.)	60	170312

Slovenia

	V056_1	V056_2
Nedokončana osnovna šola	00	170501
Dokončana osnovna šola	10	170502
Nedokončana strokovna ali srednja šola	10	170503
Dokončana 2- ali 3-letna strokovna šola	20	170504
Dokončana 4-letna srednja šola	30	170505
Nedokončana višja ali visoka šola	30	170506
Dokončana 2-letna višja šola	51	170507
Dokončana visoka šola, fakulteta, akademija	51	170508
Specializacija, magisterij	51	170509
Doktorat	60	170510

Spain

	V056_1	V056_2
No sabe leer ni escribir	00	172401
Estudios primarios incompletos (hasta 5° EGB/5° primaria)	00	172402
Estudios primarios completos, EGB, hasta 6° o 7° (inclusive), 6° primaria o 1° ESO (inclusive)	10	172403
Estudios secundarios, primer ciclo, EGB hasta 8° o 1° BUP (inclusive), 2° ESO o 3° ESO (inclusive)	21	172404
Estudios secundarios, segundo ciclo: Bachillerato	31	172405
Estudios secundarios, segundo ciclo: Hasta 2° BUP o 3° BUP (inclusive)	32	172406
Estudios secundarios, segundo ciclo: FP, 4° ESO o 1° Bachillerato LOGSE (inclusive)	33	172407
Bachillerato y FP: Hasta COU (inclusive)	41	172408
2° FP LOGSE, 2° Bachillerato (inclusive)	42	172409
Estudios tercer grado, primer ciclo: Facultades universitarias, diplomaturas	51	172410
Estudios tercer grado, primer ciclo: Escuelas universitarias no técnicas	51	172411
Estudios tercer grado, primer ciclo: Ingenierías técnicas	51	172412
Estudios tercer grado, primer ciclo: Otras enseñanzas que exigen el Bachillerato Superior o Titulación equivalente	51	172413
Estudios de tercer grado, segundo ciclo: Facultades universitarias, Licenciaturas	51	172414
Estudios de tercer grado, segundo ciclo: Escuelas técnicas superiores	51	172415
Escuelas de tercer grado, segundo ciclo: Estudios eclesiásticos, militares y otros superiores	51	172416
Estudios de tercer grado, segundo ciclo: Estudios no reglados, de nivel equivalente al universitario	51	172417
Estudios de tercer grado, tercer ciclo: Doctorado, Masters, estudios de postgraduado	60	172418

Sweden

	V056_1	V056_2
Ingen formell utbildning	00	175201
Folkskola (6 år)	10	175202
Realskola, Fackskola eller flickskola	21	175203
Grundskola (9 år)	21	175204
Gymnasium, Studentexamen	31	175205
Påbyggnadsutbildning efter gymnasium ej högskola/universitet (t.ex. Kvalificerad yrkesutbildning)	33	175206
Vårdhögskola, socialhögskola (äldre utbildning)	33	175207
Universitet och högskola, kandidatexamen eller högskoleexamen/högskoleingenjör	51	175208
Universitet och högskola, magister- /mastersexamen, civilingenjör eller liknande längre utbildning	51	175209
Forskarutbildning (licentiat eller doktorsexamen)	60	175210

United Kingdom

	V056_1	V056_2
Left school without qualification	00	182601
NVQ Level 1, GNVQ/GSVQ Foundation Level, RSA LEVELS 1-3, City & Guilds, or equivalent	22	182602
NVQ Level 2, GNVQ Intermediate Level, BETEC/SCOTVEC First or General Diploma, RSA Diploma, City & Guilds 2, or equivalent	33	182603
CSE below Grade 1, GCSE, O Level, or equivalent	21	182604
A Level, As Level, SCE Higher Grade, Scottish Certificate of 6th Year Studies, or equivalent	31	182605
NVQ Level 3, GNVQ/GSVQ Advanced Level, or equivalent	32	182606
Higher Education Access Course or equivalent	41	182607
NVQ Level 4, HNC/HND, Diploma in Higher Education, Teaching/Nursing Qualification, RSA Higher Diploma, or equivalent	52	182608
NVQ Level 5 or equivalent	52	182609
BA, BSc, or equivalent	51	182610
MA, MBA, MSc, Mphil, or equivalent	51	182611
Doctorate (PhD, Dphil or equivalent)	60	182612

A2: Media outlets

Country	v011_01	v011_02	v011_03	v011_04	v011_05	v011_09	v011_10
	[News program 1]	[News program 2]	[Newspaper 1]	[Newspaper 2]	[Newspaper 3]	ADDITIONAL MEDIA 1	ADDITIONAL MEDIA 2
Austria	ZiB 19.30 (ORF1)	Aktuell 19.20 (ATV)	Neue Kronen Zeitung	Der Standard	Die Presse		
Belgium (FR)	JT Météo 19.30 (La Une)	Le Journal 19.00 (RTL-TV)	La Dernière Heure	La Libre Belgique	Le Soir		
Belgium (NL)	Het Journaal 19.00 (VRT)	VTM-Nieuws 19.00 (VTM)	De Standaard	Het Laatste Nieuws	De Morgen		
Bulgaria	bTV Новините 19:00 (bTV)]	По света и у нас 20:00 (BNT kanal 1)	24 Часа	Дневник	Труд		
Cyprus	Ειδήσεις 20.00 (RIK1)	Τα Νέα του Ant1 20.15 (Antenna)	Φιλελεύθερος	Σημερινή	Χαραυγή		
Czech Republic	Udalosti 19.00 (Ceska televize)	Televizni noviny 19.30 (TV Nova)	Pravo	Mlada Fronta	Blesk		

Country	v011_01	v011_02	v011_03	v011_04	v011_05	v011_09	v011_10
Germany	Tagesschau 20.00 (ARD)	Heute 19.00 (ZDF)	Bild	Frankfurter Allgemeine Zeitung	Süddeutsche Zeitung	RTL aktuell 18.45 (RTL)	18.30 (SAT1)
Denmark	Nyhederne 19.00 (TV2)	TV-avisen 21.00 (DR 1)	Politiken	Ekstra Bladet	Morgenavisen Jyllandsposten		
Estonia	Aktuaalne kaamera 21.00 (ETV)	Reporter 19.00 (Kanal2)	Postimees	SL Õhtuleht	Eesti Ekspress		
Finland	Kymmenen uutiset 22:00 (MTV3)	Tv-uutiset ja sää 20.30 (YLE TV1)	Aamulehti	Helsingin Sanomat	Iltasanomat		
France	Le Journal 20.00 (TF1)	Le Journal 20.00 (F2)	Le Monde	Le Figaro	Libération		
Hungary	Híradó 19:30 (M1)	Esti Híradó 18:30 (RTL Klub)	Népszabadsá g	Magyar Nemzet	Blikk		
Greece	Κεντρικό Δελτίο 20.00	Ειδήσεις NET (21.00)	Τα Νέα	Καθημερινή	Ελευθεροτυπία		
Ireland	Nine News 21.00 (RTEI1)	TV3 News 17:30 (TV3)	Irish Independent	The Irish Times	The (Daily) Star		

Country	v011_01	v011_02	v011_03	v011_04	v011_05	v011_09	v011_10
Italy	TG1 20.00 (RaiUno)	TG5 20.00 (Canale5)	Il Corriere della Sera	La Repubblica	Il Giornale		
Lithuania	Panorama 20.30 (LTV)	TV3 žinios 18.45 (TV3)	Lietuvos rytas	Vakaro žinios	Respublika		
Luxembourg	De Journal 19.30 (RTL)		Wort	Tageblatt	Voix du Luxembourg		
Latvia	Panorāma 20:30 (LTV)	Ziņas 20:00 (LNT)	Diena	Latvijas Avīze	Vesti segodnya		
Malta	L- Aħbarijiet TVM 20.00 (TVM)	One News 19.30 (One TV)	The Times	Orizzont	Nazzjon	Net News 19.45 (NET TV)	
Netherlands	RTL Nieuws 19.30 (RTL)	NOS Journaal 20.00	NRC Handelsblad	De Telegraaf	De Volkskrant		
Poland	FAKTY 19:00 (TVN)	Wiadomości 19:30 (TVP1)	Rzeczpospol ita	Gazeta Wyborcza	Fakt		
Portugal	Telejornal 20:00 (RTP1)	Jornal Nacional (20:00) (TVI)	Público	Jornal de Notícias	Correio da Manhã		
Romania	Telejornal 20:00 (TVR1)	Stirile 19.00 (Pro TV)]	Libertatea	Evenimentul Zilei	Jurnalul Național		

Country	v011_01	v011_02	v011_03	v011_04	v011_05	v011_09	v011_10
Slovakia	Správy 19:30 (STV 1)	Televízne noviny 19:00 (TV Markíza)	Nový čas	Pravda	Sme		
Slovenia	Dnevnik 19.00 (TV S1)	24UR 19.00 (POP TV)	Slovenske Novice	Delo	Dnevnik		
Spain	Telediario- 2 21.00 (TVE1)	Telecinco 20.30 (Tele5)	El País	El Mundo	ABC	Noticias2 21.00 (Antena3)	
Sweden	Aktuellt 21.00 (SVT2)	Nyheterna 19.00 (TV4)	Aftonbladet	Svenska Dagbladet	Dagens Nyheter		
United Kingdom	BBC1 10 o'clock news	ITV News at 10	Sun	Guardian	Daily Telegraph		

A3: Party codes and response rates

The following table presents information on all parties included in the dataset. It provides the codes used, their names (English translation and original name) as well as the absolute number of respondents and the response rate for each party. The latter are presented as proportions of 1. A full list of all parties contacted by the 2009 EECS can be found in the '2009 EECS - Methodological Annex'.

Country	Partycode	Party name (english)	Party name (original)	N	Response rate
AT	1040110	The Greens	GRÜNE	14	0.58
AT	1040220	Communist Party of Austria	KPÖ	5	0.21
AT	1040320	Social Democratic Party of Austria	SPÖ	3	0.13
AT	1040422	Young Liberals	Junge Liberale	5	0.29
AT	1040520	Austrian People's Party	ÖVP	8	0.33
AT	1040700	Alliance for the Future of Austria	BZÖ	1	0.04
AT	1040720	Freedom Party of Austria	FPÖ	2	0.13
AT	1040951	Hans-Peter Martin's List	Liste Hans Peter Martin	1	0.25
BE	1056111	Ecolo	Écologistes (ECOLO)	5	0.42
BE	1056112	Green!	Groen!	8	0.53
BE	1056322	Socialist Party	Parti Socialiste (PS)	4	0.40
BE	1056327	Socialist Party Different	Socialistische Partij - Anders SP.a	4	0.27
BE	1056328	Social Liberal Party	SLP (was Spirit)	8	0.53
BE	1056421	Flemish Liberals and Democrats	Open VLD	6	0.40
BE	1056427	Reformist Movement	Mouvement Réformateur (MR)	3	0.30
BE	1056521	Christian Democratic and Flemish Party	CD&V	4	0.27
BE	1056522	Humanist Democratic Centre	Centre Démocrate Humaniste (CDH)	2	0.20
BE	1056600	List Dedecker	Lijst Dedecker (LDD)	5	0.36
BE	1056710	National Front	Front National (FN)	2	0.25
BE	1056711	Flemish Interest	Vlaams Belang	2	0.15
BE	1056913	New Flemish Alliance	N-VA	4	0.29
BG	1100001	Blue Coalition (SDS-DSB)	Sinia coalitsia	1	0.06
BG	1100600	Citizens for European Development of Bulgaria (GERB)	GERB	2	0.12
BG	1100601	Order, Lawfulness, and Justice (RZS)	RZS	2	0.12
BG	1100700	National Union Attack (ATAKA)	Ataka	1	0.06
CY	1196321	Progressive Party of Working People	AKEL	2	0.40
CY	1196322	Movement for Social Democracy	EDEK	2	0.33

Country	Partycode	Party name (english)	Party name (original)	N	Response rate
CY	1196422	Democratic Party	DHKO	2	0.33
CY	1196711	Democratic Rally	DHSY	2	0.33
CZ	1203110	Green Party	SZ (Strana zelených)	3	0.12
CZ	1203220	Communist Party of Bohemia and Moravia	KSCM	2	0.09
CZ	1203320	Czech Social Democratic Party	CSSD	6	0.21
CZ	1203413	Civic Democratic Party	ODS	3	0.10
CZ	1203523	Christian and Democratic Union-Czechoslovak People's Party	KDU-CSL	7	0.24
DK	1208054	People's Movement against the EU	Folkebevægelsen mod EU	2	0.11
DK	1208055	June Movement	Junibevægelsen	1	0.14
DK	1208320	Social Democrats	Socialdemokraterne	4	0.40
DK	1208330	Socialist People's Party	Socialistisk Folkeparti	7	0.50
DK	1208410	Danish Social Liberal Party	Det Radikale Venstre	3	0.23
DK	1208420	Liberal Party	Venstre	2	0.14
DK	1208620	Conservative People's Party	De Konservative Folkepartiet	1	0.11
DK	1208720	Danish People's Party	Dansk Folkeparti	4	0.31
EE	1233002	Farmer's Union	Pollumeeste Kogu	2	1.00
EE	1233098	Independent		3	0.50
EE	1233100	Estonian Greens	Erakond Eestimaa Rohelised	6	0.50
EE	1233300	Estonian United Left	Eestimaa Uhendatud Vasakpartei	2	0.33
EE	1233410	Social Democratic Party	Sotsiaaldemokraatlik Erakond	1	0.08
EE	1233411	Estonian Centre Party	Eesti Keskerakond	2	0.17
EE	1233430	Estonian Reform Party	Eesti Reformierakond	2	0.17
EE	1233510	Estonian Christian Democrats	Eesti Kristlikud Demokraadid	1	0.33
EE	1233612	People's Union of Estonia	Eestimaa Rahvaliid	3	0.25
EE	1233613	Union of Pro Patria and Res Publica	Isamaa ja Res Publica Liit	1	0.08

Country	Partycode	Party name (english)	Party name (original)	N	Response rate
FI	1246110	Green League	VIHR (Vihreä liitto) (Gröna förbundet)	5	0.25
FI	1246223	Left Alliance	VAS (Vasemmistoliitto) (Vänsterförbundet)	4	0.20
FI	1246320	Social Democratic Party of Finland	SDP (Suomen Sosialidemokraattinen Puolue) (Finlands Socialdemokratiska Parti)	9	0.45
FI	1246520	Christian Democrats in Finland	KD (Suomen Kristillisdemokraatit) (Kristdemokraterna i Finland)	2	0.20
FI	1246620	National Coalition Party	KOK (Kansallinen Kokoomus) (Samlingspartiet)	1	0.05
FI	1246810	Centre Party	KESK (Suomen Keskusta) (Centern i Finland)	8	0.40
FI	1246820	True Finns	PS (Perussuomalaiset) (Sannfinländarna)	5	0.50
FI	1246901	Swedish People's Party	RKP (Ruotsalainen kansanpuolue) (Svenska folkpartiet i Finland)	7	0.35
FR	1250024	Libertas	Libertas	16	0.17
FR	1250026	The Left Front (Left Party + French Communist Party)	Le front de gauche (Le parti de gauche + PCF)	16	0.18
FR	1250190	Europe Écologie	Europe Écologie	13	0.14
FR	1250226	Extreme left (New Anticapitalist Party, Workers' Struggle)	Extrême gauche (LO/NPA, le parti d'Olivier Besancenot)	8	0.09
FR	1250320	Socialist Party	PS	20	0.21
FR	1250336	Democratic Movement	MoDem	12	0.13
FR	1250626	Union for a Popular Movement	UMP	23	0.23

Country	Partycode	Party name (english)	Party name (original)	N	Response rate
FR	1250720	National Front	FN	9	0.10
DE	1276099	Free Voters	Freie Wähler	17	0.29
DE	1276113	Alliance '90/The Greens	B90/Die Grünen	7	0.28
DE	1276320	Social Democratic Party	SPD	33	0.34
DE	1276321	The Left	Linke	10	0.33
DE	1276420	Free Democratic Party	FDP	46	0.37
DE	1276521	Christian Democratic Union/Christian Social Union	CDU/CSU	21	0.21
DE	1276522	Christian Social Democrats	CSU	9	0.22
GR	1300099	Action	Δράση	3	0.14
GR	1300116	Ecologist Greens	Οικολόγοι Πράσινοι	1	0.05
GR	1300215	Coalition of the Radical Left	ΣΥΡΙΖΑ	2	0.09
GR	1300313	Panhellenic Socialist Movement	ΠΑΣΟΚ	3	0.14
GR	1300511	New Democracy	Νέα Δημοκρατία	8	0.36
GR	1300703	Popular Orthodox Rally	ΛΑΟΣ	2	0.09
HU	1348220	Hungarian Socialist Party	MSZP, Magyar Szocialista Párt	3	0.10
HU	1348421	Fidesz-Hungarian Civic Union	Fidesz-Magyar Polgári Párt	2	0.07
HU	1348422	Alliance of Free Democrats	SZDSZ, Szabad Demokraták Szövetsége	5	0.23
HU	1348521	Hungarian Democratic Forum	MDF, Magyar Demokrata Fórum	8	0.27
HU	1348700	Movement for a Better Hungary	Jobbik	8	0.33
IE	1372098	Independent		2	0.14
IE	1372320	Labour Party	Labour Party	2	0.50
IE	1372520	Fine Gael	Fine Gael	2	0.29
IE	1372620	Fianna Fail	Fianna Fail	2	0.25
IT	1380007	Left and Freedom	Sinistra e Libertà	9	0.14
IT	1380212	Anticapitalist List	RIFOND.COM. - SIN.EUROPEA - COM.ITALIANI	15	0.22

Country	Partycode	Party name (english)	Party name (original)	N	Response rate
IT	1380331	Democratic Party	Partito Democratico	11	0.15
IT	1380523	Union of Christian and Centre Democrats	Unione di Centro	8	0.11
IT	1380630	The People of Freedom	Popolo della Liberta	5	0.07
IT	1380902	Italy of Values	Italia dei Valori	4	0.07
IT	1380955	Movement for Autonomy	L'Autonomia (Pensionati+La Destra+Mpa+AdC)	6	0.09
LV	1428009	Libertas	Libertas	2	0.25
LV	1428110	Union of Greens and Farmers	Zalo un Zemnieku savieniba	3	0.30
LV	1428315	Latvian Social Democratic Labour Party	Latvijas Socialdemokratiska Stradnieku Partija (LSDSP)	5	0.50
LV	1428317	Harmony Centre	"Saskanas Centrs"	2	0.20
LV	1428422	For Human Rights in United Latvia	Politisko organizaciju apvieniba "Par cilveka tiesibam vienota Latvija"	5	0.50
LV	1428423	New Era Party	Jaunais laiks	3	0.30
LV	1428424	Latvia's First Party/Latvia's Way	Latvijas Pirmas partijas un partijas "Latvijas Celš" velešanu apvieniba	1	0.10
LV	1428425	Society for Other Politics	"Sabiedriba citai politikai"	3	0.33
LV	1428610	People's Party	Tautas partija	3	0.30
LV	1428611	Civic Union	Pilsoniska savieniba	6	0.60
LV	1428723	For Fatherland and Freedom	Apvieniba "Tevzemei un Brivibai"/LNNK	4	0.40
LV	1428724	All for Latvia	Visu Latvijai! (VL)	2	0.25
LT	1440001	Nation's Resurrection Party	Tautos prisikelimo partija	4	0.40

Country	Partycode	Party name (english)	Party name (original)	N	Response rate
LT	1440099	Civic Democratic Party	Pilietines demokratijos partija	3	0.38
LT	1440320	Lithuanian Social Democratic Party	Lietuvos socialdemokratu partija	4	0.27
LT	1440323	Frontas Party	"Fronto" partija	2	0.18
LT	1440420	Liberal and Centre Union	Liberalu ir centro sąjunga	2	0.13
LT	1440421	Liberals' Movement of the Republic of Lithuania	Lietuvos Respublikos liberalu sąjūdis	4	0.27
LT	1440422	Labour Party	Darbo partija	2	0.13
LT	1440620	Homeland Union - Lithuanian Christian Democrats	Tevynės sąjunga - Lietuvos krikščionys demokratai	3	0.20
LT	1440824	Lithuanian Peasant People Union	Lietuvos valstieciū liaudininkų sąjunga	4	0.27
LT	1440952	Lithuanian Poles' Electoral Action	Lietuvos lenkų rinkimų akcija	2	0.13
LU	1442220	Communist Party of Luxembourg	KPL	1	0.17
LU	1442222	The Left	Déi Lénk	3	0.50
LU	1442320	Luxembourg Socialist Workers' Party	LSAP	5	0.83
LU	1442520	Christian Social People's Party	CSV	5	0.83
LU	1442951	Alternative Democratic Reform Party	ADR	2	0.33
MT	1470000	Liberal Democratic Alliance	Alleanza Liberali Demokratika Malta (AL)	1	1.00
MT	1470004	Libertas Malta	Libertas Malta	1	1.00
MT	1470100	Democratic Alternative	Alternativa Demokratika	1	0.50
MT	1470300	Labour Party	Partit Laburista	4	0.33
MT	1470500	Nationalist Party	Partit Nazzjonalista	2	0.20
MT	1470700	National Action	Azzjoni Nazzjonali	2	0.67
NL	1528006	Party for Animals	Partij voor de Dieren (PvdD)	1	0.07
NL	1528014	Newropeans	Newropeans	2	0.25
NL	1528016	Solidarity	Solidara	6	0.22

Country	Partycode	Party name (english)	Party name (original)	N	Response rate
NL	1528017	Dutch Whistleblowers' Party	Europese Klokkenluiderspartij (EKP)	2	0.17
NL	1528018	European Politics Party	Partij voor Europese Politiek (PEP)	2	0.33
NL	1528019	Libertas	Libertas	6	0.24
NL	1528110	Green Left	Groen Links	4	0.21
NL	1528120	The Greens	De Groenen	3	0.38
NL	1528220	Socialist Party	SP	5	0.17
NL	1528320	Labour Party	PvdA	5	0.38
NL	1528330	Democrats 66	D66	10	0.33
NL	1528420	People's Party for Freedom and Democracy	VVD	10	0.33
NL	1528431	Liberal Democrat Party	Liberaal Democratische Partij	2	0.18
NL	1528521	Christian Democratic Appeal	CDA	7	0.28
NL	1528528	Christian Union-Reformed Political Party	ChristenUnie-SGP	7	0.35
NL	1528600	Party for Freedom	PVV (Wilders)	1	0.10
PL	1616011	Coalition Agreement for the Future - CenterLeft	Koalicyjny Komitet Wyborczy Porozumienie dla Przyszlosci - CentroLewica (PD+SDPL+Zieloni 2004)	13	0.10
PL	1616012	Election Coalition Committee of the Democratic Left Alliance - Labour Union	Koalicyjny Komitet Wyborczy Sojusz Lewicy Demokratycznej (SLD) - Unia Pracy (UP)	7	0.05
PL	1616435	Civic Platform	Platforma Obywatelska	6	0.05
PL	1616436	Law and Justice	Prawo i Sprawiedliwosc	4	0.03
PL	1616811	Polish People's Party	Polskie Stronnictwo Ludowe	6	0.05
PT	1620211	Left Bloc	Bloco de Esquerda	3	0.14
PT	1620229	Democratic Union Coalition (Portuguese Communist Party and the Greens)	CDU (PCP/PEV)	1	0.05

Country	Partycode	Party name (english)	Party name (original)	N	Response rate
PT	1620311	Socialist Party	PS	4	0.18
PT	1620313	Social Democratic Party	PSD	6	0.27
PT	1620314	Democratic and Social Center - Popular Party	CDS-PP Centro Democratico e Social - Partido Popular	3	0.14
RO	1642400	Democratic Liberal Party	Partidul Democrat-Liberal, PD-L	10	0.24
RO	1642401	National Liberal Party	Partidul National Liberal, PNL	3	0.07
RO	1642700	Greater Romania Party	Partidul România Mare, PRM	9	0.21
RO	1642800	Christian-Democratic National Peasants' Party	Partidul National Taranesc Crestin Democrat, PNT-CD	1	0.03
RO	1642900	Democratic Union of Hungarians in Romania	Uniunea Democrata Maghiara din România, UDMR	1	0.02
SK	1703190	Green Party	Strana zelených SZ	5	0.38
SK	1703222	Communist Party of Slovakia	KSS	3	0.25
SK	1703423	Direction - Social Democracy	SMER	3	0.23
SK	1703521	Christian Democratic Movement	KDH	1	0.08
SK	1703523	Slovak Democratic and Christian Union	SDKÚ	4	0.33
SK	1703524	Free Forum	Slobodné forum - SF	5	0.38
SK	1703601	Conservative Democrats of Slovakia	KDS	3	0.23
SK	1703710	Slovak National Party	SNS	1	0.08
SK	1703711	People's Party - Movement for Democratic Slovakia	L'S-HZDS	3	0.23
SK	1703954	Party of the Hungarian Coalition	SMK	1	0.08
SI	1705003	Independent List for the Rights of Patients	NLPB - Neodvisna Lista za Pravice Bolnikov	1	0.25
SI	1705323	Social Democrats	SD - Socialni demokrati	1	0.14
SI	1705324	For Real	ZARES - nova politika	1	0.14

Country	Partycode	Party name (english)	Party name (original)	N	Response rate
SI	1705421	Liberal Democracy of Slovenia	LDS - Liberalna demokracija Slovenije	3	0.43
SI	1705521	Slovenian People's Party	SLS - Slovenska ljudska stranka	2	0.29
SI	1705522	New Slovenia - Christian People's Party	NSi - Nova Slovenija - kršćanska ljudska stranka	2	0.29
SI	1705710	Slovenian National Party	SNS - Slovenska nacionalna stranka	1	0.14
SI	1705951	Democratic Party of Pensioners of Slovenia	DESUS - Demokratska stranka upokojencev Slovenije	2	0.29
SI	1705952	Youth Party	SMS - Stranka mladih Slovenije	5	0.71
ES	1724010	Union, Progress, and Democracy	UPyD (Unión Progreso y Democracia)	26	0.43
ES	1724220	United Left	IU (Izquierda Unida) - IC-V (Iniciativa per Catalunya - Verds)	4	0.07
ES	1724320	Spanish Socialist Workers' Party	PSOE (Partido Socialista Obrero Español)	1	0.02
ES	1724610	People's Party	PP (Partido Popular)	2	0.03
ES	1724930	Europe of the Peoples-The Greens	Edp-V Europa de los pueblos-Verdes	12	0.20
ES	1724950	Coalition for Europe	CEU Coalicion por Europa	12	0.20
SW	1752000	Pirate Party	Piratpartiet	7	0.35
SW	1752110	Green Party	Miljöpartiet	16	0.53
SW	1752220	Left Party	Vänsterpartiet	12	0.29
SW	1752320	Social Democrats	Socialdemokraterna	13	0.43
SW	1752420	Liberal People's Party	Folkpartiet	22	0.52
SW	1752520	Christian Democrats	Kristdemokraterna	23	0.43

Country	Partycode	Party name (english)	Party name (original)	N	Response rate
SW	1752620	Moderate Party	Moderaterna	16	0.37
SW	1752700	Sweden Democrats	Sverigedemokraterna	14	0.47
SW	1752810	Centre Party	Centerpartiet	23	0.51
SW	1752952	June List	Junilistan	16	0.36
UK	1826009	Pro Democracy: Libertas.eu	Pro Democracy: Libertas.eu	15	0.26
UK	1826083	Independent		2	0.22
UK	1826084	Socialist Party of Great Britain	Socialist Party of Great Britain	2	0.25
UK	1826088	United Kingdom First	United Kingdom First	3	0.21
UK	1826091	Scottish Green Party	Scottish Green Party	1	0.17
UK	1826092	Roman Party	Roman Party	1	1.00
UK	1826093	Pensioners Party	Pensioners Party	1	0.17
UK	1826094	Peace Party	Peace Party	4	0.40
UK	1826095	Mebyon Kernow	Mebyon Kernow	3	0.50
UK	1826096	Jury Team	Jury Team	17	0.29
UK	1826110	Green Party	Green Party	35	0.55
UK	1826320	Labour	Labour	17	0.25
UK	1826341	No2EU: Yes to Democracy	No2EU: Yes to Democracy	6	0.09
UK	1826390	Scottish Socialist Party SSP	Scottish Socialist Party SSP	3	0.50
UK	1826391	Socialist Labour Party SLP	Socialist Labour Party SLP	8	0.12
UK	1826421	Liberal Democrats	Liberal Democrats	24	0.35
UK	1826430	Alliance Party	Alliance Party	1	1.00
UK	1826522	Christian Party - Christian People's Alliance	Christian Party - Christian People's Alliance	18	0.26
UK	1826620	Conservatives	Conservatives	11	0.16
UK	1826720	British National Party (BNP)	British National Party (BNP)	24	0.35
UK	1826723	England Democrats	England Democrats	19	0.32

Country	Partycode	Party name (english)	Party name (original)	N	Response rate
UK	1826901	Plaid Cymru	Plaid Cymru	1	0.25
UK	1826902	Scottish National Party	Scottish National Party	2	0.33
UK	1826951	UK Independence Party (UKIP)	UK Independence Party (UKIP)	26	0.38

A4: Coding of open-ended questions

Topics/Groups

The following codes were used for 'v001', 'v002', 'v003', 'v012_1', 'v012_2', 'v012_3', and 'v033_13a'. Please, note that the table presents only those codes which were used for the 2009 EECS. The complete coding scheme is part of the '2009 EECS - Methodological Annex'.

code	label
1	European Integration
2	Environment
3	Globalization
4	Economic Conditions
5	Immigration
7	Health Care
8	Climate Change
9	Foreign policy in general
10	Foreign policy towards Eastern European countries (now members of the EU)
11	Foreign policy towards Eastern European countries (not members of the EU)
12	Foreign Policy towards Russia
13	Foreign Policy towards United States of America
14	Defence and national security of national government
15	Imperialism
16	Military in general
17	Military expenditure
18	Armed forces (modernization, structure, military strength)
19	NATO, Military treaties obligations, Military cooperation
20	Peace in general
22	Peace keeping missions/troops
23	Freedom and Human Rights in general
24	Civil rights, Civil liberties, Rights in general
25	Equality before Law
26	Democracy in general
27	Democracy, sovereignty of the people
28	Division of power among branches of government
29	Separation of church and state
30	Rule of Law
31	Democratic role of political parties
32	Democratic role of the media
33	Constitutionalism in general
34	Discussion about national constitution
35	Decentralization in general
36	Federalism, Devolution, Regional Autonomy
37	Efficient government and administration.
38	Political Corruption in general
39	EU political corruption
40	National Political corruption

code	label
41	Political Authority: Strong Government, Government Stability
42	Financing the EC/EU
43	Competences of the European Commission
44	Competences of the European Council/Council of Ministers
46	Competences of the European Court of Justice
47	Competences of Other EC/EU Institutions
48	European Central Bank
49	Membership in the EU of East European countries currently not in the EU
50	Membership in the EU of Balkan countries currently not in the EU
51	Economic structure/policies/goals/conditions in general
52	Free enterprise capitalism
54	Government intervention/control over the economy (prices , wages rents)
55	Social Ownership
56	Publicly-Owned Industry
57	Economic Planning (create of such a plan by authorities)
58	EC/EU Structural Fund (EU funds for underdeveloped regions/areas)
60	Privatisation (of government owned business or industry)
61	Corporatism (collaborations of employees and trade unions in the economy)
62	National policy on monopolies, Trusts, consumer and small businesses protection
63	Incentives (references to tax and wage policies)
64	Productivity (references to economic growth)
65	Technology and Infrastructure
66	National energy policy
67	National transportation policy
68	National media and ICT policy
69	Protectionism (as opposed to international cooperation)
70	Anti-Growth Economy
71	Creating Jobs (specifically)
72	Labour Migration
73	Single Market/Common market
74	Inflation
75	Unemployment
76	National employment policies
77	Stock market and its developments (shares, bonds, AEX, DAX, Dow Jones etc.)
78	Business (companies, banks, industry, mergers, manufacturing,)
79	Bankruptcy of business, companies, banks (specifically)
80	Debt (public debt of a state, a community etc.)
81	Taxes
82	Trade (international trade), trade deficits
83	Wages and Earnings
84	Effect of Euro on the Economy
85	Effects of financial crisis on domestic/ EU/ global

code	label
	economy
86	Environmental Protection
87	National environmental policy
88	Culture in general
89	National cultural policy (subsidies for theatre's, movies, music etc.)
90	Social Justice
91	Welfare State in general
92	Pensions
93	Nursing Services
94	National health care policy
95	Social Housing
96	Child Care
97	Education in general
98	National Education Policy
99	Multiculturalism (cultural diversity, cultural plurality)
100	Law and Order in general
101	Fight against terrorism
102	National Crime prevention policy(ies)
103	Courts, trials, court decisions
104	National Way of Life (reference to patriotism/nationalism)
105	National Immigration policy
106	Cyprus Issue
107	Labour Groups (references to trade unions, unemployed, employees)
108	Agriculture and Farmers in general
109	National Agricultural policy
110	Underprivileged Minority Groups in general
111	Handicapped (policies aimed at, treatment)
112	Homosexuals
114	Ethnic Minorities
115	Non-economic Demographic Groups in general
116	Women (policies aimed at, treatment)
117	Abortion
118	Old People (policies aimed at, treatment)
119	Young People (policies aimed at, treatment)
120	Linguistic Groups (policies aimed at, treatment)
121	National language policies
122	European Elections: European Elections in general
123	European Elections: profiles of candidates, politicians etc.
124	European Elections: Electioneering, campaigning (strategy, style, finance etc.)
126	European elections: Voters, public opinion, polls, (anticipated) electoral success
127	European Election: Voter turnout (e.g. expectations) (only if EU elections)
130	European Elections: Election laws, rules, regulations
132	Political consequences of EP election outcome
133	EU-level politicians' personality
134	Vote advice for European Elections
135	Other EU election-related topics
136	National elections in EU Countries

code	label
138	Other topic related to elections
140	Crime story
141	Culture (arts, films/movies, theatre, music, media)
142	Human interest (soft news: about prominent persons, celebrities etc.)
144	Religion
145	Sports
147	Any other topic
148	Everyone
149	Myself
150	Animals
151	Men
999	Not specified

Ethnicities

The following codes were used for 'v054a'. Please, note that the table presents only those codes which were used for the 2009 EECS. The complete coding scheme is part of the '2009 EECS - Methodological Annex'.

code	label
1	African in general
2	Afro-Caribbeans
3	North African in general
6	Central or South African
11	Israeli
13	Turkish
15	Indian
18	Asian in general
19	South-East Asian in general
20	Indonesian
24	South American in general
26	American
27	Canadian
30	Russian or other former CIS republics in general
32	Polish
36	Croatians
37	Hungarian
38	Serb
40	Czech
41	Moravian
44	Bosniak
48	Ukrainian
50	Byelorussian
51	Lithuanian
52	Southern European in general
54	Catalan
55	Galician
56	Basques
58	Greek
59	Italians
60	Northern European in general

code	label
61	Finish
62	Swedes
63	Danes
64	Western European in general
65	German
66	Austrians
67	English
68	Scottish
69	Welsh
70	Irish
73	French
74	Bretons
75	Flemish
76	Walloon
80	Religions
90	Other
91	Europeans
999	Not specified

Countries/Nationalities

The following codes were used for 'v050a', 'v051a', 'v052a', 'v053_1a', and 'v053_2a':

code	label
1008	Albania
1012	Algeria
1032	Argentina
1036	Australia
1040	Austria
1056	Belgium
1070	Bosnia and Herzegovina
1076	Brazil
1100	Bulgaria
1112	Belarus
1120	Cameroon
1124	Canada
1140	Central African Republic
1152	Chile
1156	China
1178	Congo
1180	Democratic Republic of the Congo
1191	Croatia
1196	Cyprus
1203	Czech Republic
1208	Denmark
1233	Estonia
1234	Faeroe Islands
1246	Finland
1250	France
1275	Occupied Palestinian Territory
1276	Germany
1280	West-Germany

code	label
1288	Ghana
1292	Gibraltar
1300	Greece
1312	Guadeloupe
1348	Hungary
1352	Iceland
1356	India
1360	Indonesia
1364	Iran (Islamic Republic of)
1368	Iraq
1372	Ireland
1380	Italy
1400	Jordan
1404	Kenya
1410	Republic of Korea
1422	Lebanon
1428	Latvia
1430	Liberia
1440	Lithuania
1442	Luxembourg
1470	Malta
1504	Morocco
1528	Netherlands
1566	Nigeria
1578	Norway
1586	Pakistan
1616	Poland
1620	Portugal
1642	Romania
1643	Russian Federation
1688	Serbia
1703	Slovakia
1704	Viet Nam
1705	Slovenia
1710	South Africa
1724	Spain
1736	Sudan
1752	Sweden
1756	Switzerland
1760	Syrian Arab Republic
1768	Togo
1788	Tunisia
1792	Turkey
1804	Ukraine
1818	Egypt
1826	United Kingdom
1840	United States of America
1862	Venezuela
999	Not specified
9999	Other

A5: Coding of constituencies

Country	Number of constituency	Name of constituency
Belgium	105601	Flanders
Belgium	105602	Wallonia
Belgium	105603	German
France	125006	Est
France	125001	Ile-de-France
France	125007	Massif central-Centre
France	125003	Nord-Quest
France	125005	Ouest
France	125008	Outre-mer
France	125002	Sud-Est
France	125004	Sud-Ouest
Ireland	137201	Dublin
Ireland	137202	East
Ireland	137203	North-West
Ireland	137204	South
Italy	138001	Centrale
Italy	138002	Insulare
Italy	138005	Meridionale
Italy	138004	Nord-Occidentale
Italy	138003	Nord-Orientale
Poland	161601	Pomeranian
Poland	161602	Kuyavian-Pomeranian
Poland	161603	Podlachian and Warmian-Masurian
Poland	161604	Warsaw
Poland	161605	Masovian
Poland	161606	Łódź
Poland	161607	Greater Poland
Poland	161608	Lublin
Poland	161609	Subcarpathian
Poland	161610	Lesser Poland and Świętokrzyskie
Poland	161611	Silesian

Country	Number of constituency	Name of constituency
Poland	161612	Lower Silesian and Opole
Poland	161613	Lubusz and West Pomeranian
United Kingdom	182601	East Midlands
United Kingdom	182602	Eastern
United Kingdom	182603	London
United Kingdom	182604	North East
United Kingdom	182605	North West
United Kingdom	182606	Northern Ireland
United Kingdom	182607	Scotland
United Kingdom	182608	South East
United Kingdom	182609	South West
United Kingdom	182610	Wales
United Kingdom	182611	West Midlands
United Kingdom	182612	Yorkshire and the Humber

A6: Rescaling of 'v021_1' to 'v022_17'

The items 'v021_1' to 'v022_17' are based on a recoding of the items 'x022*'. Unfortunately, different scales were used in the online and the postal version of the survey; the online survey applied a 10-point scale while the postal survey used a 11-point scale. The original items are labelled with an 'x' at the beginning and an additional 'i' at the end to differentiate between internet and postal replies.

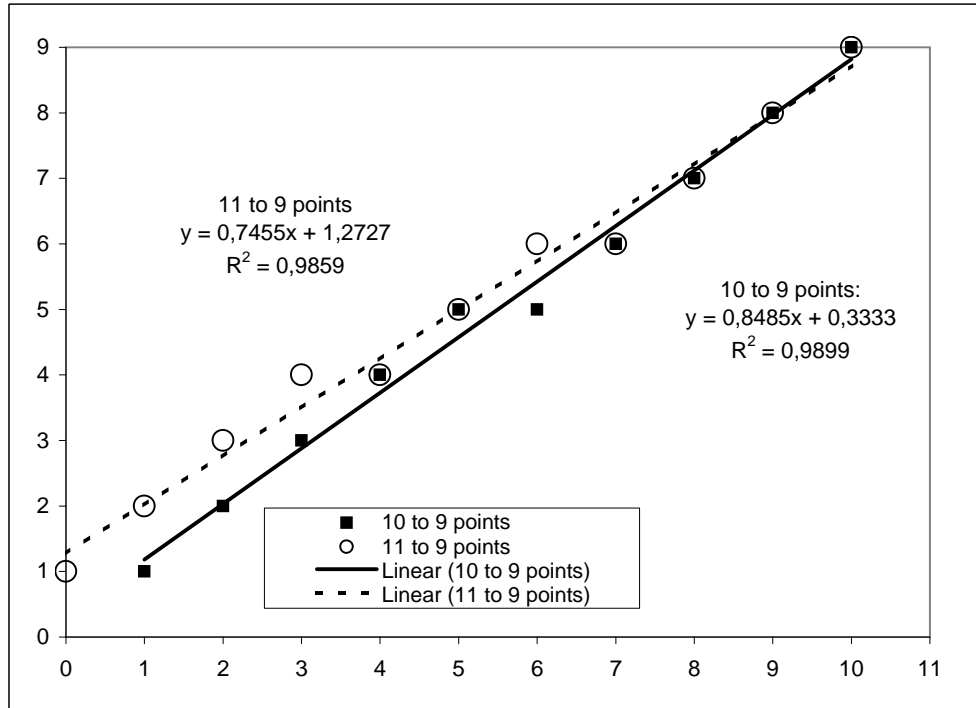
On the following pages, the procedure to rescale both types of scales into one scale (9-point scale) are presented. The results indicate that the 9-point scale works very well. The recoding scheme is presented in the table:

Variables: Levels of decision making		
Old coding (internet)	New Coding (9-point scale)	Old coding (postal)
1	1	0
2	2	1
3	3	2
4	4	3;4
5;6	5	5
7	6	6;7
8	7	8
9	8	9
10	9	10

Recoding 11-point scale in postal survey and 10-point scale in internet survey into a common 9-point scale

Variables: Levels of decision making (Questionnaire items 22, 1-17)

1. Expected distortion and expected representation



Calculating expected values for structure of representation

For the recode from 11- and 10-point scale, respectively, a slope and constant can be expected from an idealized regression. The figure to the left shows the result.

Expected parameters, and empirical parameters

Regression of recoded values on original values should reproduce expected slope and constant with a high r-square. If this is the case, recode has not too strongly distorted the original distribution.

2a. Recoding 10-point scale in internet survey to 9-point scale: structure of representation compared (slope, constant, R squared)

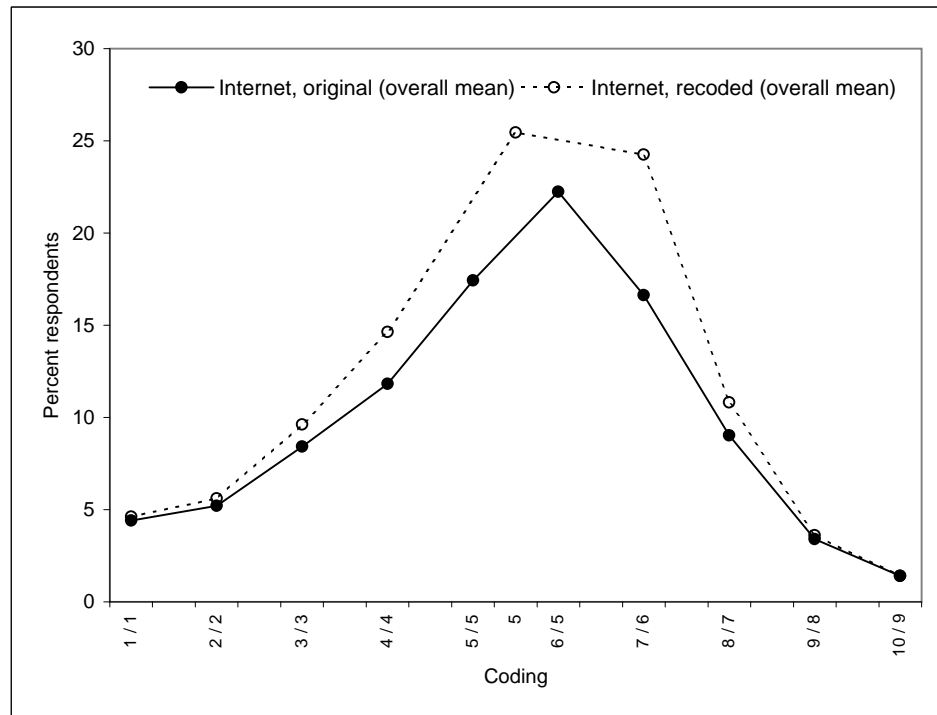
Var-base	Label	Internet	Internet (10)		Internet recoded (9)		Regress recoded on original			Abs Diff	Abs Diff
Level of decision making:		N	Mean	StdDev	Mean	StdDev	Slope	constant	R square	Exp Slope	Exp const
x022_01	Agriculture and fishe	558	5,56	2,61	5,03	2,21	0,839	0,370	0,985	0,009	0,036
x022_02	Unemployment policies	557	4,36	2,50	4,05	2,14	0,849	0,343	0,984	0,000	0,010
x022_03	Economic policy	554	5,15	2,48	4,70	2,10	0,836	0,397	0,981	0,012	0,063
x022_04	Fighting Crime	558	5,49	2,51	5,01	2,11	0,835	0,420	0,982	0,013	0,087
x022_05	Regional development	556	4,53	2,47	4,19	2,10	0,845	0,365	0,983	0,003	0,031
x022_06	Security and defence	555	5,87	2,93	5,32	2,51	0,853	0,308	0,990	0,005	0,026
x022_07	Protection of the env	559	7,28	2,33	6,51	2,00	0,853	0,296	0,985	0,005	0,037
x022_08	Monetary policy	549	6,52	3,10	5,88	2,69	0,864	0,249	0,992	0,016	0,084
x022_09	Health	555	4,53	2,63	4,20	2,26	0,852	0,338	0,986	0,004	0,005
x022_10	Social policy	551	4,36	2,63	4,04	2,26	0,854	0,320	0,987	0,006	0,014
x022_11	Education	556	4,22	2,58	3,94	2,22	0,857	0,323	0,987	0,009	0,011
x022_12	Basic rules for broad	556	5,11	2,92	4,70	2,52	0,856	0,322	0,990	0,008	0,011
x022_13	Scientific and technc	555	6,14	2,55	5,57	2,16	0,839	0,414	0,983	0,009	0,081
x022_14	Foreign policy	553	6,08	2,97	5,51	2,55	0,856	0,303	0,990	0,007	0,030
x022_15	Taxation policy	555	4,27	2,86	3,96	2,47	0,861	0,283	0,991	0,013	0,050
x022_16	Development aid polic	556	6,37	2,92	5,74	2,51	0,857	0,285	0,991	0,008	0,048
x022_17	Immigration policy	557	6,11	2,98	5,52	2,57	0,857	0,286	0,991	0,009	0,047
	Mean		5,41	2,70	4,93	2,32	0,851	0,331	0,987	0,008	0,040
	Relative fit:		Correlation orig. & r		1,00	1,00					
			Expected value				0,849	0,333			
			Deviation from expected values (from regre				-0,002	0,003			

2b. Recoding 11-point scale in postal survey to 9-point scale: structure of representation compared (slope, constant, R squared)

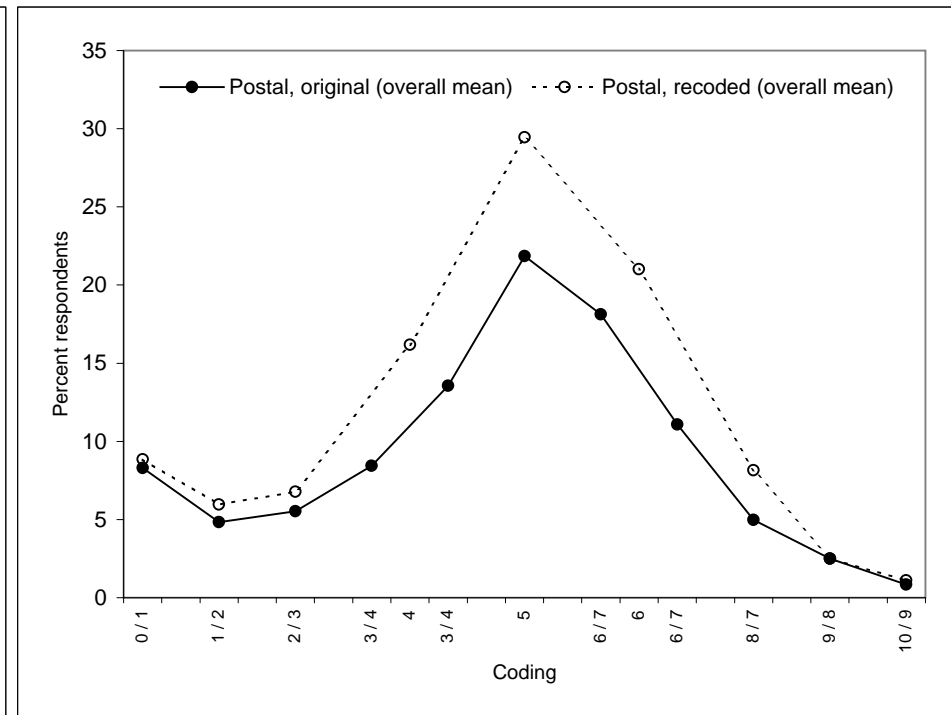
Var-base	Label	Postal	Postal (10)		Postal recoded (9)		Regress recoded on original			Abs Diff	
		N	Mean	StdDev	Mean	StdDev	Slope	constant	R square	Exp Slope	Exp const
x022_01	Agriculture and fishe	760	5,13	3,13	5,02	2,36	0,751	1,169	0,986	0,005	0,103
x022_02	Unemployment policies	763	3,96	2,83	4,22	2,15	0,752	1,242	0,983	0,006	0,031
x022_03	Economic policy	764	4,51	2,86	4,58	2,15	0,745	1,217	0,984	0,001	0,056
x022_04	Fighting Crime	760	5,16	3,03	5,09	2,29	0,751	1,209	0,987	0,005	0,064
x022_05	Regional development	760	3,63	2,81	3,94	2,12	0,748	1,230	0,983	0,002	0,043
x022_06	Security and defence	764	5,04	3,43	4,99	2,62	0,762	1,152	0,991	0,016	0,121
x022_07	Protection of the env	761	6,62	3,03	6,15	2,34	0,770	1,055	0,989	0,024	0,218
x022_08	Monetary policy	762	5,97	3,55	5,71	2,75	0,773	1,094	0,992	0,027	0,179
x022_09	Health	762	3,54	2,89	3,90	2,21	0,759	1,216	0,985	0,013	0,057
x022_10	Social policy	762	3,46	2,87	3,83	2,18	0,751	1,231	0,983	0,006	0,042
x022_11	Education	761	2,98	2,70	3,49	2,08	0,762	1,212	0,983	0,017	0,061
x022_12	Basic rules for broad	762	3,96	3,26	4,18	2,50	0,763	1,161	0,990	0,018	0,112
x022_13	Scientific and technc	761	5,55	2,96	5,37	2,24	0,752	1,191	0,986	0,007	0,082
x022_14	Foreign policy	762	5,10	3,50	5,05	2,68	0,762	1,166	0,991	0,017	0,107
x022_15	Taxation policy	763	3,59	3,14	3,93	2,40	0,759	1,206	0,988	0,014	0,067
x022_16	Development aid polic	761	5,45	3,30	5,31	2,52	0,760	1,162	0,990	0,015	0,110
x022_17	Immigration policy	763	5,23	3,47	5,12	2,66	0,764	1,133	0,992	0,018	0,139
	Mean		4,64	3,10	4,70	2,37	0,758	1,179	0,987	0,012	0,094
	Relative fit:		Correlation orig. & re		1,00	1,00					
			Expected value				0,746	1,273			
			Deviation from expected values (from regre				-0,012	0,094			

3. Resulting overall mean distribution compared

a) Internet survey



b) Postal survey



Internet							Postal						
Original	Recoded		Original	Recoded			Original	Recoded		Original	Recoded		
Mean all 1	Freq.	Percent	Freq.	Percent	Label/Recod		Mean all 1	Freq.	Percent	Mean all 1	Freq.	Percent	Label/Recod
1	22	4,41	1	23	4,61	1 / 1	0	60	8,3	1	64	8,85	0 / 1
2	26	5,21	2	28	5,61	2 / 2	1	35	4,84	2	43	5,95	1 / 2
3	42	8,42	3	48	9,62	3 / 3	2	40	5,53	3	49	6,78	2 / 3
4	59	11,82	4	73	14,63	4 / 4	3	61	8,44				3 / 4
5	87	17,43				5 / 5	4	98	13,55	4	117	16,18	4
6	111	22,24	5	127	25,45	5 / 5	5	158	21,85				3 / 4
7	83	16,63				6 / 5	6	131	18,12	5	213	29,46	5
8	45	9,02	6	121	24,25	6 / 6	7	80	11,07	6	152	21,02	6 / 7
9	17	3,41	7	54	10,82	7 / 7	8	36	4,98	7	59	8,16	6 / 7
10	7	1,4	8	18	3,61	8 / 8	9	18	2,49	8	18	2,49	8 / 7
			9	7	1,4	9 / 9	10	6	0,83	9	8	1,11	9 / 8
													10 / 9